

Bible teaching curriculum

for under Fives Year A

Additional resources required:

- The Beginner's Bible (Timeless Children's Stories), Zondervan.
- The Big Bible storybook (188 Bible stories by Mark and Anna Carpenter), Scripture Union.

Note: Songs are free downloads from the Beacon Media website: www.beaconmedia.com.au - See Primary Music

© Beacon Media

Term	Number of weeks	Page
Term 1	9	2
Term 2	8	6
Term 3	9	9
Term 4	10	12

Term 1

God made us and He loves us

Week 1

Focus:

Who is God?

God is the maker of the world, the animals, the stars, the sky and me.

He is very powerful

Story:

Creation – The Beginner’s Bible

Song:

Couldn’t be Finer (Beacon Media)

Craft:

Animal cut-outs stuck on to pop sticks to make puppets, or,
Animal paper-bag puppets

Week 2

Focus:

Care for creation

Story:

Recap Creation (Genesis 1); God told Adam to give names to the animals and to care for them.

Big Bible Storybook p. 11-17

We need to look after the beautiful world God created for us.

Song:

Couldn’t be Finer (Beacon Media)

Activities:

- Set up some “discovery tables”, displaying a variety of flora, e.g. gumnuts, leaves, flowers, or seashore treasures, e.g. sand, shells, starfish. Provide magnifying glasses and nature books for children to explore.
- Provide drawing and painting materials to encourage children to draw or paint what they have been exploring.
- Make a creation scene. Children can colour and glue animal cut-out pictures on a background sheet (blank landscape with land, sea and sky). Alternatively, children may draw their own animals on the background sheet.

Week 3

Focus:

What is God like?

Teaching time:

God lives everywhere but He is invisible. His home is in a place called Heaven, but He is also in the world, in an invisible way. He loves us all and we can ask Him to help us when we are in trouble. God is like a Daddy. He looks after us and gives us the things we need. He gives us rain and sunshine, animals that give us food, and plants for food. He makes everything grow.

God is good. That means He doesn't do anything wrong. He wants us to be good and to please Him.

God wrote a book called the Bible. There are special messages from Him to us in this book.

Review:

Big Bible Storybook p. 12-16 – All the things God made for us

Song:

God is Wonderful (Couldn't Be Finer – Beacon Media)

Activity:

Draw the things that God our father gives to us (rain, sunshine, food)

Week 4

Focus:

Who is Jesus?

Teaching time:

Jesus is God's son. He helped God make the world way back at the beginning of time. Then he came to live in the world for a while. He is powerful because He is God's son. When he lived in the world He did many amazing things, like making sick people better, and making blind people see again. We cannot see Jesus in the world today because He has gone to live with God, His Father, in Heaven. But He is still with us in an invisible way. He loves us, helps us and we can talk to Him when we pray.

Song:

Jesus loves me (Traditional)

Story:

Jesus calls His special friends (Matthew 4:18-22; Luke 5:1-11; Mark 1:16-20). We can follow Jesus as His special friends did.

The Beginner's Bible

Big Bible Storybook p. 136

Activity:

Draw Jesus with His special friends. (First discuss clothes of Bible times).

Week 5

Focus:

Jesus loves me

Story:

Jesus said "Let the children come" (Matthew 19: 13-15)

Beginners Bible p. 409; Big Bible Storybook p. 194

Song:

Jesus loves me (traditional)

Craft:

Jesus loves me photo frames.

Children draw a picture of themselves on a piece of A5 paper. Teachers provide cardboard frames or strips of cardboard for children to glue around the edges of their picture.

Children decorate frames with sequins, glitter, mosaic squares etc. Teacher writes on each frame: 'Jesus loves me'

Week 6

Focus:

I love Jesus

Story:

Jesus as a Boy (Luke 2: 4-52)

Beginners Bible p. 296; Big Bible Storybook p. 130

Jesus went to Jerusalem and learnt about his Heavenly Father.


Song:

God loves you very specially (All Creation Sings – Beacon Media)

Craft:

"I love Jesus" hanging mobile.

Children make and decorate a hanging of three cardboard hearts strung together vertically with ribbon. Teachers write one word on each heart: "I" "love" "Jesus".



Week 7

Focus:

I am special to God

Story:

Recap on Jesus said "Let the children come"

Beginners Bible p. 409; Big Bible Storybook p. 194

Discuss individual differences such as hair colour, eye colour; people all around the world look different, but God loves everyone the same.

Look at books of children/people around the world.

Song:

God loves you very specially (All Creation Sings – Beacon Media)

Craft:

Hand prints (1) to take home, on card saying 'I am special' and 'God loves me'

(2) on canvas with all the children's hands on.

Week 8

Focus:

Jesus wants to be our friend

Story:

Zacchaeus (Luke 19: 1-9)

Beginners Bible p. 413; Big Bible Storybook p. 198

Jesus loved Zacchaeus and wanted to be his friend. He loves us and wants to be our friend too.

Song:

Zacchaeus (Couldn't Be Finer – Beacon Media)

Craft:

Make a picture of Jesus looking at Zacchaeus in a tree.

Week 9

Focus:

God loves us and looks after us

Story:

Do not worry (Matthew 6: 25-34)

Beginners Bible p. 318

Do not worry about food or clothes. God cares for the birds, and he cares even more for us


Craft:

Make a paper bird

Songs:

A Great Big Dad (Couldn't Be Finer – Beacon Media)

Do not worry (Couldn't Be Finer) – a slower song – good to use for waving scarves.



Term 2

God's forgiveness and His promises

Week 1

Focus:

Easter

Story:

Easter and resurrection story (Matthew 26, Mark 14, Luke 22, John 18).

Beginners Bible p. 442-453; Big Bible Storybook p. 202-215

Activity: Look at a hot cross bun and talk about what it represents. Then look at a huge Easter egg. Smash the Easter egg open and see what is inside... (it is empty). Discuss the parallel with the empty tomb. Eat the chocolate to celebrate that Jesus is alive!

Song:

He is Alive! (All Creation Sings – Beacon Media)

Craft:

Make an Easter card – the empty tomb

Week 2

Focus:

Why is God sad?

Story:

Adam and Eve disobey (Genesis 1-3)

Beginners Bible p. 14-25; Big Bible Storybook p. 18-21

Discussion:

What makes God sad? How do we know what is right and what is wrong?

Song:

Adam and Eve (Couldn't Be Finer – Beacon Media)

Craft:

Draw a picture to show the things I can do to please Mum and Dad.

Week 3

Focus:

Jesus said, "I am the light of the world" John 8:12

B Beginners Bible p. 409; Big Bible Storybook p. 186 and 134

Demonstration:

Demonstrate different kinds of lights – torches and candles. When it is darks, a light helps us to see. A lighthouse shows ships the way to go when it is dark and foggy. We can be a light for Jesus by doing what He says, and showing others the way.

Song:

Lord I want to shine (Couldn't Be Finer – Beacon Media)

Twinkle, twinkle, little star

Craft:

Make a 'star wand' to shine. Glue on the words, "Jesus said, "I am the light of the world" John 8:12".

Week 4

Focus:

God always keeps his promises

Story:

Noah and the flood (Genesis 6-8)

Beginners Bible p. 26 and Big Bible Storybook p. 22

Craft:

Rainbow dancing streamers, to remind us that God always keeps his promises. Cut out the inner circles out of paper plates to make cardboard rings. Children staple or stick on crepe paper streamers onto the paper plate in rainbow colours. Teachers write the words "God always keeps his promises" on the edge of the paper plate.

Activity:

Dancing with streamers.

Song:

Just think of the fishes (All Creation Sings – Beacon Media)



Week 5

Focus:

God always keeps his promises

Story:

Abraham and Sarah: Isaac is born (Genesis 18: 1-15 & Genesis 21: 1-7)

Beginners Bible p. 46 and Big Bible Storybook p. 25-28

Song:

My God is so big, so strong and so mighty, there's nothing my God cannot do... (Trad)

Craft:

Draw Sarah holding her new baby.

Week 6

Focus:

God's promises: Jesus promises the Holy Spirit.

Story:

Wind and Fire: Pentecost (Acts 1-2)

Beginners Bible p. 473; Big Bible Storybook p. 221

Song:

God is Wonderful (Couldn't Be Finer – Beacon Media)

Craft:

Draw Peter speaking to the crowd of people after the Holy Spirit came.

Week 7

Focus:

God provides

Story:

Elijah fed by ravens (1 King 17: 1-6)

Big Bible Storybook Bible p. 76

Craft:

Draw your favourite part of the story.

Song:

Thank you Lord for this fine day (Couldn't Be Finer – Beacon Media)

Week 8

Focus:

God's promises and his provision

Story:

Elijah and the widow – oil and meal (1 King 17: 7-24)

Beginners Bible p. 206; Big Bible Storybook p. 77

The widow believed and did what Elijah said. We need to do this too.

Activity:

Drama using flour and oil.

Song:

Thank you Lord for this fine day (Couldn't Be Finer – Beacon Media)

Term 3

A Servant of Jesus: The Fruits of the Spirit

Week 1

Focus:

Love and Kindness

Story:

The Good Samaritan (Luke 10:25-37)

Beginners Bible p. 379; Big Bible Storybook p. 196

Puppet play (after story is read from bible)

Song:

Clap your hands (All Creation Sings – Beacon Media)

Craft:

Make a card for someone who is sick.

Week 2

Focus:

Thankfulness

Story:

The Ten Lepers (Luke 17: 11-19)

Beginners Bible p. 405

Craft:

Make a people paper chain of ten men. Children decorate by drawing on faces and drawing/gluing on material for clothes.

Song:

Thank you Lord for this fine day (Couldn't Be Finer – Beacon Media)

Week 3

Focus:

Self Control

Story:

Loaves and Fishes (John 6: 1-15, Matthew 14: 13-21, Mark 6: 30-44, Luke 9: 10-17). The little boy was not greedy. He shared his lunch with Jesus.

Beginners Bible p. 357; Big Bible Storybook p. 165 and 172

Song:

One little Lunch (All Creation Sings – Beacon Media)

Craft:

Draw a large basket and stick cut-outs of loaves and fish inside.

Week 4

Focus:

Peace. What do we believe? That cats fly? No. Believe that God is looking after you. Believe that God can save us from anything. Believe that God loves and cares for us.

Story:

Jesus Calms the Storm (Matthew 8: 23-27, Mark 4: 35-41, Luke 8: 22-25)
Beginners Bible p. 334; Big Bible Storybook p. 163

Craft:

Make the scene using a cut-out boat, or make a moving boat a using pop-stick.

Songs:

- My God is so big, so strong and mighty (Traditional)
- Don't be afraid just believe (see as follows)

"Don't be afraid just believe (x2)

Mark chapter 5, verse 36

Don't be afraid just believe"

To the tune of – "If you're happy and you know it."

Week 5

Focus:

Patience and Perseverance

Story:

The Man at the Pool (John 5: 1-15)
Big Bible Storybook p. 145

Song:

Waiting Patiently (All Creation Sings – Beacon Media)

Activities:

1. What's in the box? Be patient and wait until the end to find out.
2. Plant some cress seeds in disposable cups. Children take them home and have to watch with patience for their seeds to sprout.

Craft:

Make the scene on paper. Cut out a pool and stick on the page. Cut out a paper man. Make a little stretcher for him out of sticks and cloth.



Week 6

Focus:

Joy

Story:

Peter and John (Acts 3: 1-10)
Beginners Bible p. 484; Big Bible Storybook p. 223

Song:

Silver and gold have I none (Walking and leaping) - Traditional

Craft:

Make a man with paper strip legs. Fold the legs in concertina fashion so that he can leap.

Week 7

Focus:

Goodness

Story:

The Good Shepherd (John 10: 1-18)

Psalm 32. Look at pictures of sheep with their shepherd.

Big Bible Storybook p. 63 and 189

Song:

A Great Big Dad (Couldn't Be Finer – Beacon Media)

Craft:

Stick cotton wool on outline of a large sheep.

Week 8

Focus:

Gentleness

Story:

The Lost Sheep (Luke 15: 3-7)

Beginners Bible p. 391; Big Bible Storybook p. 187

Song:

A Great Big Dad (Couldn't Be Finer – Beacon Media)

Activity:

Make sheep puppets (sheep cut-outs on pop-sticks) and use them for a puppet play.

Week 9

Focus:

Faithfulness

Story:

Faithful Friends – Man through the roof (Mark 2: 1-12)

Beginners Bible p. 328; Big Bible Storybook p. 148

Song:

My God is so Big, so strong and so mighty (trad)

Craft:

Make a house from a tissue box. Use the top oval opening as the 'hole in the roof'. Make a stretcher on strings and lower it down.

Term 4

Trust

Week 1

Focus:

Mary trusted Jesus to help out when she was in trouble – no wine!

Story:

Water into Wine (John 2: 1-11)

Beginners Bible p. 314; Big Bible Storybook p. 137

Song:

My God is so big, so strong and so mighty (Trad)

Activity:

Game – “Duck, Duck, Goose” but use the words “water, water, wine”

Week 2

Focus:

Faith is trusting in Jesus and believing.

Don't be afraid just believe – Mark 5:36

What does it mean to have faith? What does it mean to trust in someone? Faith is believing in God.

What is a miracle? When God does something that is impossible for us.

Story:

Peter Walks on Water (Matthew 14: 22-33, Mark 6: 45-56, John 6: 16-24)

Beginners Bible p. 364; Big Bible Storybook p. 168

Song:

My God is so big, so strong and so mighty. (Trad)

Prayer:

Does anyone need a miracle? Can Jesus help us when we need help?

Can we trust Him? Trust Him to take care of us?

Week 3

Focus:

Doing what Jesus tells us to do

Story:

The Great Catch (Luke 5: 1-11)


Beginners Bible; Big Bible Storybook p. 216

Song:

God is Wonderful (Couldn't Be Finer – Beacon Media)

Craft:

Draw a boat on the sea. Stick coloured cut-out fish in the sea around the boat. Stick an orange bag / onion bag net over the picture.



Week 4

Focus:

God keeps us safe

Story:

Baby Moses in the Basket (Exodus 1-2)

Beginners bible p. 92; Big Bible Storybook p. 39

Song:

A Great Big Dad (Couldn't Be Finer – Beacon Media)

Craft:

Make baby Moses baskets from a segment of an egg carton, filled with cotton wool and raffia. Glue in a paper baby.

Week 5

Focus:

The Lord cares for those who trust in Him. Nahum 1:7

Story:

Moses and the Burning Bush (Exodus 3)

Beginners Bible p. 98; Big Bible Storybook p. 40

Introduction:

What is trust? Believing in what God says and doing what He asks, because He loves and cares for us.

You have to know someone well to trust them.

Ask a child if they would jump into your from the table. Ask why they would do this. Ans:

Because they trust you.

Find a long outfit and dress up a child as Moses and explain that this is what he looked like when he grew up Find thongs/sandals, staff/snake. Light a match to show the flame, but the flame in the bush did not burn up the bush.

Game:

Duck, duck goose – Trust, trust, God

Song:

God is Wonderful (Couldn't Be Finer – Beacon Media)

Week 6

Focus:

God keeps us safe

Story:

Escape out of Egypt - Crossing of the Red Sea (Exodus 7-14)

Beginners bible p. 104-115; Big Bible Storybook p. 42-43

Introductory activity:

Set up room with a 'route' to follow on the carpet, making tape filling in spaces between objects. Encourage the children to walk the route without getting feet wet (the carpet is the sea).

Discussion:

Who takes care of you? How does he/she keep you safe? How does that make you feel? That's exactly what God our Heavenly Daddy does for us... and we're going to find out how he helped Moses and His people, the Israelites.

Rhyme:

God showed them the way

With a cloud by day

And at night

He used bright firelight

At end of story: That was the day the Lord saved the Israelites from the mean king. The Israelites saw what God had done for them. They trusted God and knew Moses would be a good leader as they travelled to the Promised Land – a good land where there was lots of milk and honey.

Week 7

Focus:

The people of Israel had to trust God to provide for them in the desert.

Story:

Provision in the Wilderness (Exodus 16-17). Water from a rock; manna and quails.

Beginners Bible p. 116-123; Big Bible Storybook p. 44-45

Dramatic play:

Set up a desert scene in a sand tray. Use plastic animals, cardboard box tent, peggy-doll people; rocks



Craft:

Make a paper camel using the activity sheet. Children can decorate with pieces of fake fur.

Song:

My God is so big

Week 8

Focus:

Mary and Joseph trusted God because of the messenger He sent to them. Angels are sent by God to give messages to people, and to protect us.

Story:

Christmas – Angel appears to Mary & Birth of Jesus (Luke 1-2)
Beginners Bible p. 266-276; Big Bible Storybook p. 120-124

Song:

Away in a Manger

Craft:

Make angels from paper doilies.



Week 9

Focus:

The Shepherds did what the angel told them to do. They hurried to see Baby Jesus.

introduction:

Memory game – Use Christmas symbols - angels, star, sheep, donkey

Song:

Away in a Manger

Story:

Christmas – The Shepherds (Luke 2: 8-20)
Beginners Bible p. 277-281; Big Bible Storybook p. 126

Craft:

Make sheep using cardboard cut-out, cotton wool, googly eyes and wooden clothes pegs for legs



Week 10

Focus:

God kept Baby Jesus safe.

Introduction:

Treasure box – Pull out the following cut-out objects: star and camel.

Memory game – Place on board: sheep, angel, shepherd, donkey, baby Jesus, star, camel. Use these pictures to tell Christmas story. Put them in order.

Songs:

Twinkle twinkle little star

Away in a Manger

Game:

Relay shout. Two teams. Half one side of the room, half on the other. One child runs across the room and shouts something joyful e.g. 'Praise God'; 'Thank you Jesus' and runs to opposite team. The next child then runs across in relay fashion.

Story:

Christmas – King Herod, Joseph's dream, Wise men visit Jesus (Matthew 2)

Beginners bible p. 282-293; Big Bible Storybook p. 128

Questions:

How did the men know where to go?

What is the name of God's son?

What did the men give Jesus?