

Year 1 Values education

God is Creator

Care for Creation

Take care of the earth, and the people, plants and animals who live on it

Take care to turn lights off.

Take care to turn the tap off.

Take care to put litter in the bin.

Take care of plants.

Take care of animals.

Activity

Draw pictures of ways you can care for the earth and living things.

What does the Bible say about caring for the earth?

Genesis 2:15 God put man in charge of the Garden of Eden.

Psalms 24: 1 The earth is the Lord's.

Psalms 95:1-11 A Psalm about God the creator

Hebrews 1:10 You, Lord, laid the foundation of the earth in the beginning, and the heavens are the work of your hands.

Psalms 150:6 Let everything that has breath praise the Lord.

Year 1 Art

God is Creator

Topic: Living and non-living

Biblical connection: God created all things. Only He can give life.

Bible art as a wall display: Genesis 1-2 The six days of Creation

1. Painting and drawing

Ask students to:

Collectively paint a scene on a large sheet of paper, as a background to the plants, animals and humans which will come and live in that space. The background needs to include: sky, water and land.

Draw and cut out living things to stick on the painted background.

Make an illustrated book about the six days of creation.

Make an illustrated book: *Living or not living; Living Things; Frogs; Mammals*. Use the resources provided.

2. Construction

Use cut and paste activities to represent living and non-living things.

3. Modelling

Make living and non-living things out of dough or clay

Yr 1 Creator

Thinking Skills

Living or not living 1

Draw 5 things that are not living.

Living or not living 2

Draw 5 of your favourite living things.

Living or not living 3

What is different about a lizard and a snake? Think of at least 3 things.

What is the same about a lizard and a snake? Think of at least 5 things.

Living or not living 4

Think of 5 living things starting with "t".

Think of 5 living things starting with "d".

Living or not living 5

Think of 5 things that are not living, starting with "r".

Think of 5 things that are not living, starting with "b".


Living or not living 6

Here are 3 things that are not living: sand, a wooden box, a mosquito net. You are going to use these things to make a home for a living thing. Draw the home with the living thing inside it.

Draw a picture of the days of Creation


God created

1



God created

2



God created

4




God created

3



5



God created

God created

6



God rested

7








What did God make?

Make a chart like this

Things God made	Things people made

On one side draw things that God has made.


On the other side draw things that people have made.



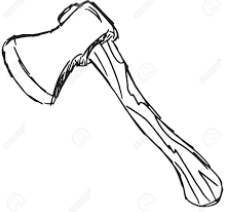

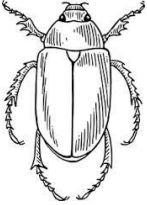


What did God make?

Draw a picture of our world, a bit like this one.

In your picture draw 5 things that God has made and 5 things that people have made.



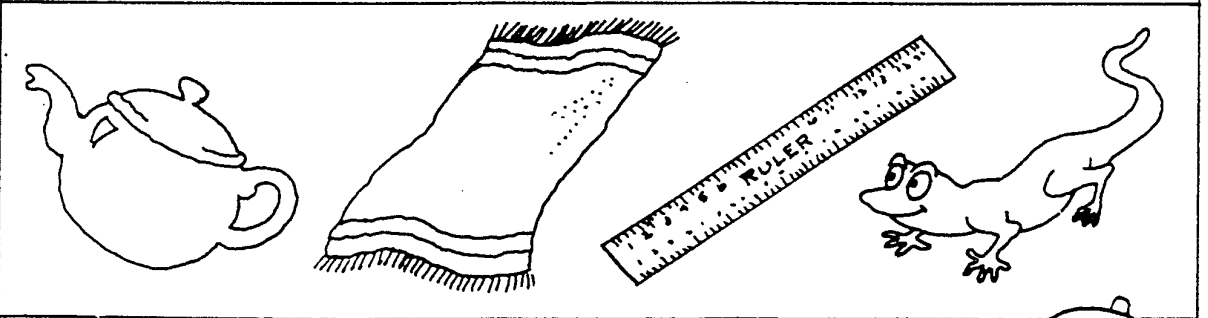
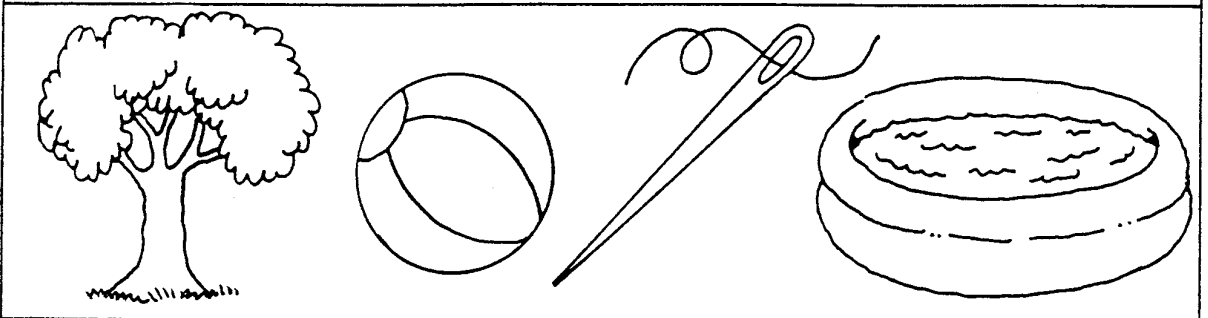



Living or not living?

	Does it move?	Does it eat?	Does it breathe?	Is it living?
				
				
				
				
				

Living or non-living?

In each line pick out the one that is a living thing.



Living and non-living things

Living things grow. They need food, water, air and sun to stay alive.


- A tree can grow.
- A dog can grow.
- You can grow.

What other things can grow? Write two.



Things that are not living cannot grow.

- Can a stone grow? _____
- Can a car grow? _____




What other things cannot grow? Write two.

QUIZ

• Answer these questions **yes** or **no**.

1. Is a bus a living thing? _____
2. Is a fish a living thing? _____



Living or not living?

Draw a picture in each box

1

A tree is living. It must have air and water to stay alive and grow.

2

A flower is living. It grows on a plant. All plants are living.

3

Beans and carrots are living. They are plants that we eat.

4

Apples, oranges and bananas are living. They grow on living trees.

5

All living things must have air and water.

6

A fish is living. It must have air and water and food.

7

A cat is living. It must have air and water and food.

8

All animals must have air, water and food to stay alive and grow

9

God made me special. I am living. I am more special than the animals.

10

I need air, water and food to stay alive.

11

A car is not living. It does not eat food. It cannot grow.

12

A book is not living. It does not eat food. It can not grow.

13

A rock is not living. It does not eat food. It can not grow

14

God gives life to every living thing. Thank You God for giving me life.

15

Look what God made.

16

Farm animal riddles

Work out each riddle then draw the animal.

Don't forget to put in the full stop (.) at the end of each sentence.

1. I eat grass.
I give milk.
I say 'Moo'.
What am I? I am a _____














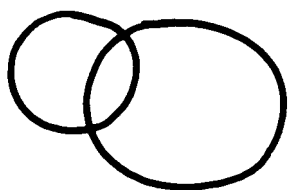
2. I eat seeds and corn.
I say 'Cluck, cluck'.
I lay eggs.
What am I? I am a _____

3. I am woolly.
I say 'Baa'.
I eat grass.
What am I? I am a _____

4. I live in a hive.
I make honey.
I say 'Buzz'.
What am I? I am a _____

5. I eat hay.
People like to ride me.
I say 'Neigh'.
What am I? I am a _____

How to draw farm animals









Baby animal match









Say the names of the mother animals and their babies.

Choose 5 animals to draw with their babies.

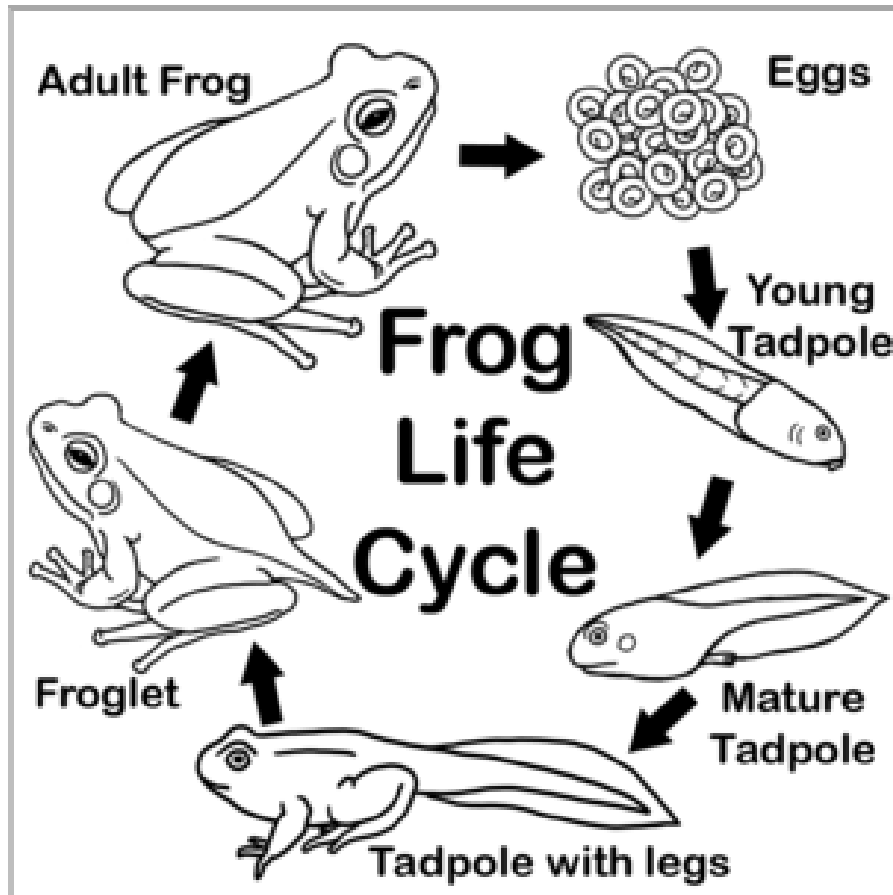
Adult Animals



Baby Animals



<p>Mammals</p> <p>1</p>	<p>Cows, horses, pigs, sheep, cats and dogs are all mammals</p> <p>2</p>
<p>An elephant and a mouse are also mammals.</p> <p>3</p>	<p>A mammal is an animal that feeds its babies on milk</p> <p>4</p>
<p>Most mammals have hair, wool or fur.</p> <p>5</p>	<p>A mammal's blood is always warm. Tigers, lions, whales, and all other mammals have warm blood.</p> <p>6</p>
<p>Most mammals have babies that are born. Their babies do not hatch from eggs.</p> <p>7</p>	<p>There are only two animals that have babies that hatch from eggs. These animals live in Australia. They are the platypus and the echidna.</p> <p>8</p>



Frogs

Draw a picture in each box.

1

A frog lives some of the time on the land and some of the time on the water. It is an amphibian.

2

Frogs lay eggs.

3

The eggs hatch into tadpoles.

4

Tadpoles live in water.

5

Tadpoles breathe with gills like fish do.

6

Tadpoles grow into frogs. Frogs breathe with lungs. They also breathe through their skins.

7

A frog swims with its legs and feet. The frog's feet are made for swimming. They are called webbed feet.

8

<p>Frogs eat worms and insects.</p> <p>9</p>	<p>Frogs have long sticky tongues. A frog's tongue moves very quickly.</p> <p>10</p>
<p>Most frogs are green, brown or grey. This helps them hide in the grass and weeds.</p> <p>11</p>	<p>On a cold day, a frog's blood is cold. A frog is a cold-blooded animal like reptiles.</p> <p>12</p>