

Level 1 Lesson 6

Part A: Sounds

Resources: Bible Phonics Picture Chart; Sound pictures: cake, car, cat, coconut, carrots, crab

Revise 'a', 'b' and 'c' on the picture chart, (ant, boat and camel). Say the rhyme for 'c':

c for the camels
They traveled so far,
The riders were wise men
Following the star.

Part B: Sight Words (Set 1)

Revise: this, is, a, I, can, see, like. **New word:** am

Play: Tic Tac Toe with these word cards.

Part C: Stories


Revise: I like Farm Animals.

New story: I am

Comprehension: What do you like doing best?

Part D: Sentence

Students can write the sentence about themselves: "I am (name). I like (They can choose an activity that they like to do to finish the sentence, e.g. 'fishing'.)



I am eating.

1



I am drawing.

2



I am reading.

3



I am riding.

4



I am fishing.

5



I am sewing.

6



I am writing.

7



I am planting.

8

Level 1 Lesson 7

Part A: Sounds

Resources: Bible Phonics Picture Chart

Revise a, b, c. Use the picture chart.

Show and discuss the camel on the Bible Phonics picture chart. Ask the student to listen for the sound at the beginning of 'camel'.

Draw their attention to the letter Dd. Ask the student to say the **sound** for that letter, (not the letter name).

Read the story and ask the student to say after you, the rhyme at the end of the story.

d for donkey

in the Palm Sunday story (Matthew 21, Mark 11, Luke 19, John 12)

Jesus rides on a donkey

It was soon to be the time of the Feast of Passover. This was the time when the Jews remembered how God saved their people. He helped Moses lead them all out of Egypt to the land of Israel where they now lived. Every year the families had a big feast to remember this time.

People were looking around for Jesus. "Do you think He will come to the Passover in Jerusalem?"

"I don't know. He may not come this year. Some men want to get rid of Him. They don't like what He says about them so they hate Him."

But Jesus and His disciples were just down the road a little way from Jerusalem, at a village called Bethpage.

Jesus stopped and spoke to His disciples.

"Will two of you please go ahead to that village...You will find a **donkey** tied there with her colt beside her. (*Say 'd' donkey*). Untie them and bring them to me. If anyone says anything to you, tell them, 'The Master needs them' and he will let them go at once."

Jesus knew that, long before, a prophet had said, "Tell the city of Zion, 'Look, your king is coming to you. He is humble and rides on a donkey and on a colt, the foal of a donkey."

So the two disciples went ahead and did what Jesus told them to do. They brought the donkey and the colt, threw their cloaks over them. Jesus got up on the donkey.

Crowds of people heard that Jesus was coming. They quickly spread their cloaks on the road. Others cut branches from trees and spread them on the road, too.

"Praise God! Praise God!"


"Hosanna! Hosanna!"

"Blessed is He who comes in the name of the Lord."

"Praise to the Son of David!"

The people shouted loudly to welcome Jesus. Some Pharisees in the crowd heard what the people said, they cried out to Jesus, "Teacher, tell your disciples to be quiet!" "I tell you," Jesus said, "that if they keep quiet, the stones themselves will start shouting."

Jesus rode on into Jerusalem and looked around at everything. Then He went out of Jerusalem to Bethany where He and the disciples spent the night.



A rhyme to learn:

d is for donkey
"Hosanna," the people sing.
The rider is Jesus,

The rider is Jesus,
Jesus the King.

Part B: Sight Words (Set 1)

Revise: this, is, a, I, can, see, like, am. **New word:** 'to'

Make a flashcard for 'to' because does not appear in the first 15 Dolch cards. If you don't have cardboard, just write the word on a piece of paper.

Part C: Stories

Revise: I am

New story: I like to

Find the word 'to' in the story

Comprehension: "What does a fish like to do?" "What does a frog like to do?" etc.

Part D: Sentence What do you like to do?




I like to swim.

1



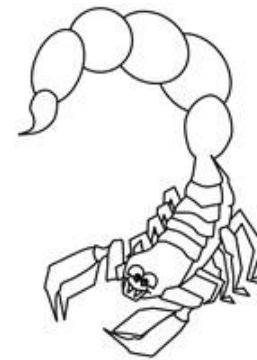
I like to fly.

2




I like to jump.

3




I like to crawl.

4




I like to run.

5



I like to eat.

6



I like to hiss.

Level 1

7



I like to read.

8

Level 1 Lesson 8

Part A: Sounds

Resources: Bible Phonics Picture Chart; Sound pictures: dog, dress, dinosaur, duck, donkey

Revise a, b ,c, d

Say the rhyme:

d is for donkey
“Hosanna,” the people sing.
The rider is Jesus,
Jesus the King.

Part B: Sight Words (Set 1)

Revise: this, is, a, I, can, see, like, am, to. **New words:** ‘go’, ‘here’

Choose 5 words and play ‘Throw the word’.

Part C: Stories

Revise: ‘I like to’

New story: At the bus stop

Find the words ‘go’ and ‘here’ in the story.

Comprehension: Have you ever waited at a bus stop? What did you see? (or what might you see if you did?)

Part D: Sentence

Ask the student to say what they might see at the bus stop. They start their sentence with “I can see a “




At the bus stop

1



I see a car go by.

2



I see a truck go by.

3



I see a taxi go by.


Level 1

4



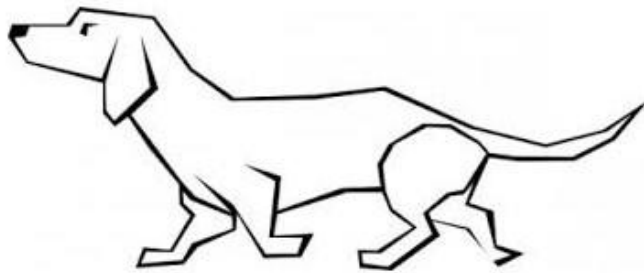
I see a bike go by.

5



I see a cat go by.

6



I see a dog go by.

7



Here comes the bus!

Level 1

8

Level 1 Lesson 9

Part A: Sounds

Resources: Bible Phonics Picture Chart

Revise a, b, c, d. Use the picture chart.

Show and discuss 'every boy and girl' on the Bible Phonics picture chart. Ask the student to listen for the sound at the beginning of 'every'.

Draw their attention to the letter Ee. Ask the student to say the **sound** for that letter, (not the letter name).

Read the story and ask the student to say after you, the rhyme at the end of the story.

e for every

Jesus loves EVERY boy and girl in the story of "Let the children come" (Mark 10:13 – 18)

Jesus loves every girl and boy

The children were happy. Jesus had come to their town. They wanted to see Jesus.

"Hurry, Mum," said the children. "We want to see Jesus. Please take us to see Him."

The Mums took their children to see Jesus. There was a big crowd.

The children wanted to go to the front of the crowd.

"Get back! Get back!" said the friends of Jesus. "There are grown-ups here who want to be at the front!"

"No!" said Jesus. "I want the children here. Bring them to me."

The Mums brought the children to Jesus.

Jesus sat the children on His knee.

"I love children," He said. "I love every girl and boy." (*Say 'e' every*).

"Children are very special, He said. "If grown-ups want to be my friends, then they must be like these children."

Children can love Jesus with a special love. Jesus wants you to love Him. He loves you with a special love too. Jesus loves every boy and girl.

A rhyme to learn:

e is for every,
Every girl and boy.
Jesus loves children,
Children bring joy.



Part B: Sight Words (Set 1)

Revise: this, is, a, I, can, see, like, am, to, go, here. **New words:** and, come

Part C: Stories

Revise: At the bus stop

New story: At the market

Comprehension: What can you buy at the market?

Part D: Sentence

As a response to the story, “Jesus loves every boy and girl”, ask, “Who does Jesus love?”

Write the words ‘Jesus’ ‘love’ ‘me’ on separate pieces of paper, shuffle them and ask the student to put the words in order.

Jesus

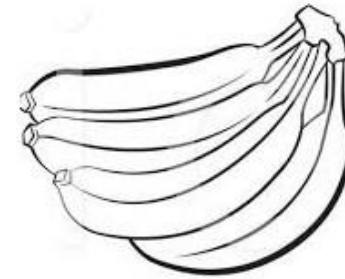
loves

me



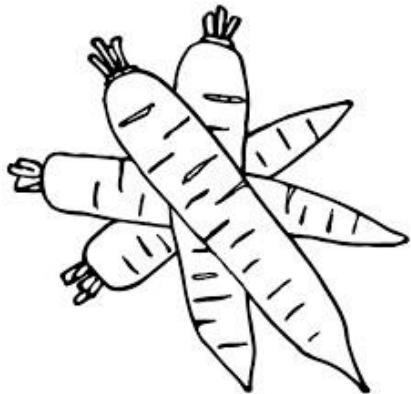
At the market

1



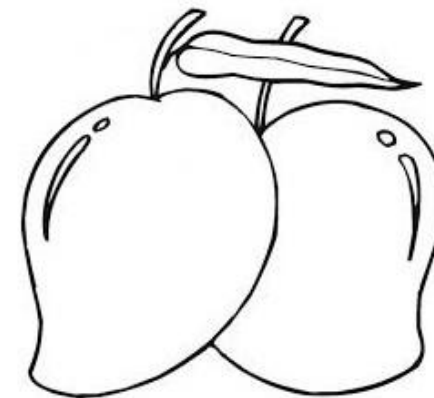
Come and buy some bananas.

2



Come and buy some carrots.


3



Come and buy some mangoes.

Level 1

4




Come and buy some coconuts.

5




Come and buy some pumpkin.

6



Come and buy some pineapples.

7



Come and buy some tomatoes.

8

Level 1 Lesson 10

Part A: Sounds

Resources: Bible Phonics Picture Chart

Revise a, b, c, d, e. Use the picture chart. New sound: f

Show and discuss the fish on the Bible Phonics picture chart. Ask the student to listen for the sound at the beginning of 'fish'.

Draw their attention to the letter Ff. Ask the student to say the **sound** for that letter, (not the letter name).

Read the story and say the rhyme at the end.

f for fish (Matthew 14, Mark 6, Luke 9, John 6)

Five loaves and two fish

The disciples looked at Jesus. He looked very tired.

"Jesus, you have healed many people. You must be so tired and hungry. Send the people away to get some food."

But Jesus said, "They do not need to go away.

You give them something to eat."

"But Jesus," they said, "we have only five loaves of bread and two small fish. (*Say 'f' fish*). That will never feed all these people."

"Bring me what you have," said Jesus.

Jesus turned and spoke to the crowd of people.

"Will you all please sit down on the grass,"

They sat down in groups as Jesus told them to. Then He took the five loaves and the two fish, and prayed to His Father God. He blessed the food.

He broke the loaves.....

and He broke the loaves.....

and He broke the loaves.....

and He broke the fish.....

and He broke the fish.....

All the people had plenty of food to eat. There were twelve baskets of scraps left. The disciples picked them up and left the grass clean and tidy.

There were five thousand men there with their women and children. They all had enough food to eat.

A rhyme to learn:

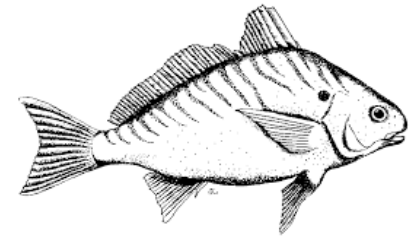
f for fish

With two little fish

And five loaves of bread,

Jesus did a miracle,

And 5000 people were fed.



Part B: Sight Words (Set 1)

Revise: this, is, a, I, can, see, like, am, to, go, and, come

New word: the

Part C: Stories

Revise: At the market

New story: At night

Find the word 'the' in the story.

Comprehension: Which animals are awake at night?

Part D: Sentence

Ask the student to make up a sentence about their favourite animal that they might see at night.




At night

1



The bats come out.

2



The cats come out.

3



The geckoes come out.


Level 1

4



The owls come out.

5



The moon comes out.

6



The stars come out

7



and I go to sleep.

Level 1

8

