

## Level 2 Lesson 1

### Part A: Sounds

**Resources:** Bible Phonics Picture Chart



Briefly revise the 10 sounds learned in Level 1, (a – j).

**New sound:** Kk.

Show the Bible Phonics picture chart and discuss the 'king'. Ask the student to listen for the sound at the beginning of 'king'. Draw their attention to the letter Kk (capital and lower case). Ask the student to say the **sound** for 'a' after you, (not the letter name).

Read the story and say the rhyme at the end of the story.

## k for king

King Solomon asked God for wisdom instead of riches (1 Kings 2,3; 1 Chronicles 22, 28; 2 Chronicles 1)

### King Solomon

Do you remember the story of David and Goliath? When David grew up, he became king of Israel. David's youngest son was called Solomon. The Lord chose Solomon to be the new king when David died. (Say 'k' king).

When Solomon was crowned king, he promised that he would always obey God

One day God said to him, "Solomon, you can ask me for anything you like. What will you ask me for?"

Solomon could have asked for lots of money, but instead he chose wisdom. Wisdom is 'knowing the right thing to do'.

Solomon needed wisdom, because as king he had a lot of responsibility, and had to make a lot of decisions. He needed special wisdom in organizing the building of the temple. He needed wisdom in leading his people, the Israelites.

Because of the wise choices and decisions Solomon made, the people of Israel were happy with their king, because he chose God above everything else. He could have chosen to be the richest man in the world, but instead he chose to have the wisdom of God.

### A rhyme to learn:

k for King Solomon

a very wise king.

He chose wisdom and not money,

Though he could have asked for anything.

### Part B: Sight Words

**Resources:** Dolch flash cards Set 1

Play Bingo with Dolch these.


### Part C: Stories

**New story:** Who does Jesus love?

### Part D: Sentence


Write the sentence Jesus loves .... (Ask the student to finish it.)

**Who does Jesus love?**




**Jesus loves my Mum.**

2




**Jesus loves my Dad.**

3




**Jesus loves my sister.**

4




**Jesus loves my brother.**

5




**Jesus loves my Grandma.**

6



**Jesus loves my Grandpa.**

7



**Jesus loves me.**

8

## Level 2 Lesson 2

### Part A: Sounds

**Resources:** Bible Phonics Picture Chart

Briefly revise sounds learned a – k.

**New sound:** Ll.

Show the Bible Phonics picture chart and discuss the 'lion'. Ask the student to listen for the sound at the beginning of 'lion', and to say the **sound** for 'l' after you, (not the letter name).

Read the story and say the rhyme at the end of the story.

## *l for lion*

(Daniel 6)

### Daniel in the lion's den

One day some enemies of Israel came to take things from God's temple. They also took some young men as prisoners. One of these men was Daniel.

Now Daniel was in a new land called Babylon. Here they did not worship the true God. But Daniel did.

Daniel always prayed to God and obeyed God.



There were some wicked men who wanted to get rid of Daniel. They went to the king.

They said, "Let's make a new law. Let's say that everyone has to pray to you. If they don't, we will throw them in the lion's den." (*Say 'l' lion*).

The king liked the idea. He made the new law.

Daniel heard about the new law. But he did not pray to the king. God says that we must never pray to anyone but the true God.

Daniel kept on praying to God our heavenly Father. The wicked men saw Daniel praying. They said, "Let's throw Daniel into the lion's den."

The king was now sorry he had made the law because he liked Daniel. But he could not change the law.

The wicked men were happy. They threw Daniel into the den with lions.

The next morning the king got up early. He ran to the lion's den. He called to Daniel, "Are you all right? Did your God protect you?" "Yes," said Daniel. "God sent an angel to close the lion's mouths."

The king was happy. He took Daniel out of the lion's den. He knew that only the true God could do a miracle like that!

***A rhyme to learn:***

I is for lions in the lion's den.

Daniel was taken there by the king's men.

But they couldn't eat Daniel if they tried

Because the Lord was on his side.

***Part B: Sight words***

Students can now start learning Dolch words Set 2.

Here, is, the, like **New word:** are

***Part C: Stories***

**Revise:** Who does Jesus love?


**New story:** Baby Jesus is born

Find the word 'are' in the story.

***Part D: Sentence***

Finish the sentence: We are at the .....

**Baby Jesus is born**



**Here is the stable.**

2




**Here is the straw.**

3



**Here is Mary.**

4




**Here is Joseph.**

5




**Here are the shepherds.**

6



**Here are the sheep.**

7



**Here is baby Jesus, fast asleep.**

8



## Level 2 Lesson 3

### Part A: Sounds

**Resources:** Bible Phonics Picture Chart

Briefly revise sounds a – l.

**New sound:** Mm

Show the Bible Phonics picture chart and discuss the ‘money’. Ask the student to listen for the sound at the beginning of ‘money’, and to say the **sound** for ‘m’ after you, (not the letter name).

Read the story and say the rhyme at the end of the story.

# *m for money*

in the story of “money from the mouth of a fish” (Matthew 17)

### Money from a fish

In Israel, everyone had to pay money to the king. This money was called tax. The men who collected the money were called tax collectors.

One day the tax collectors came to Peter, a friend of Jesus.



“Does Jesus pay tax money?” they asked.

“Yes,” said Peter, “He does.”

Peter went to find Jesus.

But Jesus already knew what to do.

“Go fishing in the lake,” said Jesus. “Take the first fish you catch and open up its mouth.”

So, Peter went fishing. He looked inside the mouth of the first fish he caught.

Can you guess what was inside the fish?

It was **money!** (*Say ‘m’ money.*) Now they had money to pay the tax.

### ***A rhyme to learn:***

**m** is for money

That was owed to the king

But the friends of Jesus had nothing to bring.

Jesus said, “Go, catch a fish today,

God will provide the money. You just have to pray.”



**Part B: Sight words** (Set 2)

Go, see, is, the, and, are **New word:** look

**Part C: Stories**

**Revise:** Baby Jesus is born

**New story:** The shepherds

Find the word 'look' in the story.

**Part D: Sentence**

Finish the sentence: "Look at the ...."

# The shepherds




Look! An angel!

2



What will the angel say?

3




Go and see the baby!

4




**Go and see baby Jesus!**

5




**Go and see the baby King!**

6



**Here is the baby.**

7



**Here is baby Jesus.**

8

## Level 2 Lesson 4

### Part A: Sounds

**Resources:** Bible Phonics Picture Chart

Briefly revise sounds a – m.

**New sound:** Nn

Show the Bible Phonics picture chart and discuss the 'net'. Discuss using nets for fishing. Ask the student to listen for the sound at the beginning of 'net', and to say the **sound** for 'n' after you, (not the letter name).

Read the story and say the rhyme at the end of the story.

## *n for nets*

in the story of the Great Catch (John 21)

### The miracle of the fishing nets

One day, Peter, James and John decided to go fishing. They sailed out on the Sea of Galilee in their boat.



They threw their nets into the water.

They waited and waited.

They pulled up their net, but there were no fish in the net. (*Say 'n' net*).

They kept trying all night but they caught nothing!

Then early in the morning they saw Jesus standing on the seashore.

Jesus called out, "Have you caught any fish?"

"No," they called back.

"Throw your net over on the other side of the boat," Jesus called out.

So they did.

All at once the nets were filled with fish.

They pulled in the fish. There were so many, the nets were breaking!

The friends knew that only Jesus could make this happen. He has power over all creation.

#### ***A rhyme to learn:***

**n** is for nets

The friends fished all night

But there was not one little fish in sight

Then along came Jesus who said

"Try the other side."

So the friends saw again how God can provide.

**Part B: Sight words** (Set 2)

Go, see, is, the, and, are, look. **New word:** that

**Part C: Stories**

**Revise:** The shepherds

**New story:** Follow that star

Find the words 'look' and 'that' in the story.

**Part D: Sentence**


Asks the student to finish the sentence: "I like that ..."



**Follow that star**

Matthew 2:1-15

1



**Look! A star!**

2




**Follow that star!**

3



**Follow the star  
to see baby Jesus.**

4





## Level 2 Lesson 5

### Part A: Sounds

**Resources:** Bible Phonics Picture Chart

Briefly revise sounds a – n.

**New sound:** o

Show the Bible Phonics picture chart and discuss the ‘olive branch’. Explain that olives are used in cooking and used to make olive oil. Ask the student to listen for the sound at the beginning of ‘olive’, and to say the **sound** for “ after you, (not the letter name).

Read the story and say the rhyme at the end of the story.

## *o for olive branch*

in the story of Noah’s Ark (Genesis 6-8)

### **Noah’s ark**

God looked at the world that He had made. People did bad things. It made Him sad.

"I will send lots of rain," He said.

God looked for a good man. There was Noah.

God said to Noah, "Make a big, big boat. I am going to send lots of rain."

"How big?" asked Noah.

God said, "Make it very big. It will be for your family, and two of every kind of animal."

Noah made the boat. It took him a long time. People laughed. "Why are you making a boat?" they laughed. "There will be no flood!"

Noah finished the boat. His family got in. Then God sent two of every kind of animal...

two dinosaurs...two kangaroos...two Tasmanian tigers...two giraffes...two elephants...two zebras...two cows...two dogs....two cats...

And lots and lots more. God shut the door of the big boat. It began to rain. It rained for forty days and forty nights.

There was a big flood. The bad people were drowned, but Noah and his family and the animals were safe.

They stayed in the boat for one year. When the rain stopped Noah sent out a dove to fly around and look for land. But the dove came right back. The next time he sent out the dove, it brought back an **olive leaf**. (*Say ‘o’ olive branch.*) That was a sign that the water was going down. The tree tops were now standing out above the water. The next time, the dove did not come back. It was time to leave the ark. Then they all got out on to dry land.

God said, "I will never send such a big flood again. This is my promise. I will send a rainbow."

***A rhyme to learn:***

o is for olive branch  
Brought by the dove  
Back to Noah's ark  
After the big, big flood.



***Part B: Sight words (Set 2)***

Go, see, is, the, and, are, look. **New word:** help

***Part C: Stories***

**Revise:** Follow that star

**New story:** The lost coin

Find the words 'look' and 'help' in the story.

***Part D: Sentence***

When do you need help to look for something?

Mum/Dad can help me look for my ....

**The lost coin**




**Help! I cannot find my coin.**

2



**1,2,3,4,5,6,7,8,9. I had 10 coins!**

3



**I will look here.**

4



**No, it's not here.**

5



**I will look here.**

6



**No, it's not here.**

7



**I will look here ... here it is!**

8

## Level 2 Lesson 6

### Part A: Sounds

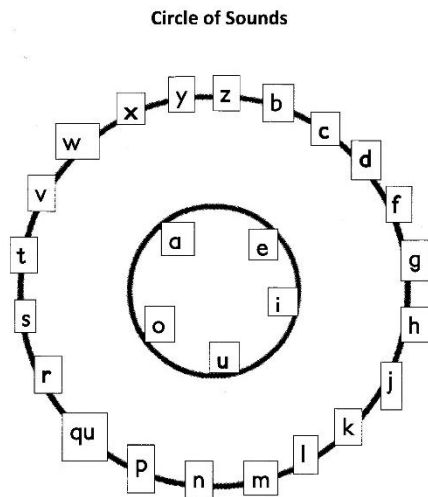
**Resources:** Bible Phonics chart

Use the chart to briefly say the sounds a – o.

Briefly revise some of the sounds using the sound pictures.

Ask the student to use the “Circle of sounds” to sound out the following words:

b-a-d; b-a-g; c-a-n; d-a-d; f-a-n; h-a-d; h-e-n; l-e-g; d-o-g



### Part B: Sight words (Set 2)

Revise: the, and, are, look, help. **New word:** with

Play ‘Concentration’ with these words.

### Part C: Stories

**Revise:** The lost coin

**New story:** At my house

### Part D: Sentence

What do you do to help at home?



**At my house**

1



**I help with the washing.**

2



**I help with the cooking.**

3



**I help look after my little sister.**

Level 2

4



I help with the cleaning.

5



I help with the planting.

6



I help with the dishes.

7



I help with feeding the pets.

Level 2

8



## Level 2 Lesson 7

### Part A: Sounds


**Resources:** Bible Phonics Picture Chart

Briefly revise sounds a – o.

**New sound:** Pp

Show the Bible Phonics picture chart and discuss the 'pig'. Ask the student to listen for the sound at the beginning of 'pig', and to say the **sound** for 'p' after you, (not the letter name).

Read the story and say the rhyme at the end of the story.



*p for pig*

in the story of the son who left home and had to work at a pig farm (Luke 15).

### The two sons

Once a man had two sons. They helped their father work with their sheep and cattle. One day the second son said to his father, "Father, may I please have my share of your money? I want to go and work in the town."

His father was sad to see his son go away, but he gave him the money and let him go. When the son got to the town, he made many friends. He spent his money on parties. The friends came to all

the parties. They had a merry time.

Soon all the money was gone. Now no-one was his friend. The young man had no bed, no food, nowhere to sleep. He had to look for work.

A farmer said, "Yes, I have work for you. You can feed the pigs." (Say 'p' pig).

The young man did not want to feed the pigs, but he had to do it. He was even glad to eat some of the pig's food.

At last he was so unhappy he thought, "This is an unhappy life here. I wish I was back at home with my father. I'm sorry I left home."

He left the pigs and walked all the long way home. When he was near his home his father saw him coming. He ran with open arms to welcome his son back home. He was glad to see his son come back.

He hugged and kissed his son. He told the servants to kill a calf for meat. They would have a big party because the lost son was found.

"I'm sorry for spending your money. I'm sorry I went away from you. I'll work for you as a servant if you will let me come home," cried the son.

"My son, I forgive you. You will come home with us and help me like you did before. You were lost but now we have found you again."

They all had a happy time together at the party.

***A rhyme to learn:***

**p** is for pig  
in the farmer's yard  
Where the younger son had to work very hard  
When the son left home the father was sad  
But when the son came back, he was very glad.

***Part B: Sight words*** (Set 2)

**Revise:** and, are, look, help, with. **New word:** no

Play '*Throw the word*' with these words.

***Part C: Stories***

**Revise:** At my house

**New story:** The lost sheep

Find the word 'no' in the story.

***Part D: Sentence***

Ask the student for two foods they do not like.

Now write a question about a food they do not like.

e.g. write on paper, "Do you like lemons?"


Ask the student to write the answer, "no".

## The lost sheep



95,96,97,98,99 ...

2



I had 100 sheep!

3



Where is that sheep?

4



**I will look here.**

5



**Where is that sheep?**

6



**I will look here.**

7



**Here it is!**

8

## Level 2 Lesson 8

### Part A: Sounds

**Resources:** Bible Phonics Picture Chart

Briefly revise sounds a – p.

**New sound:** Qq

Show the Bible Phonics picture chart and discuss the ‘queen’. Ask the student to listen for the sound at the beginning of ‘queen’, and to say the **sound** for ‘qu’ after you, (not the letter name).

Read the story and say the rhyme at the end of the story.

*qu for queen*

### Esther, the beautiful queen

In the olden days, before Jesus came to live on earth, God chose the people of the country of Israel to be His special servants. They were special, because one day Jesus would be born in Israel and live in their country.

It was important that the people of Israel were strong, and not destroyed by enemies, because God had a plan for them. This is a story of how God protected the people of Israel.



Once there was a beautiful lady who was born in Israel, but at the time of this story, was living in a near-by country called Babylon.

The King of Babylon needed to find a new queen. He was not pleased with his queen so had sent her away. Esther was very beautiful and very kind, so the king chose Esther to be his new queen. (*Say ‘qu’ queen*)

One day Esther’s father heard about a plot to kill the king. He told Esther and Esther told the king. The king was very pleased with Esther’s father, whose name was Mordecai. Mordecai was special to the king.

There was at that time, a very proud man in the king’s palace. His name was Haaman. He made a rule. “Everyone must bow to me when they meet me,” he said.

But Mordecai would not bow to Haaman. This made Haaman very angry. He thought of a plot to get rid of Mordecai and all the Israelites living in Babylon.

“O king,” said Haaman, “There are certain people, the Israelites, who live in your land, who do not obey your rules. They are of no use to you. Why don’t you have them all killed?”

So the king agreed. But no one in the palace knew that Esther was from the country of Israel – not even the king!”

All the Israelites in the country prayed to God. They did not eat or drink. They cried out to God.

Mordecai said to his daughter Esther, "You must go to the king and ask him to save the lives of your people."

"But I cannot go to the king unless he calls for me," said Esther. This is the palace rule. If I break the palace rule the king may have me killed!"

"God has made you queen in order to save us," said Mordecai. "You must go."

All the people of Israel prayed for three days. On the third day Esther put on her beautiful clothes and went to the king. The king was pleased to see Esther. Esther put on a banquet and asked the king and Haaman to come. At the banquet, the king said to Esther, "I will give you anything you ask for. What would you like?"

"Come tomorrow night for another banquet and I will tell you," said Esther. And so, at the second banquet, Esther told the king: "The thing that I ask for is this: I want you to save my life and the lives of all my people, the Israelites."

The king was shocked that Esther was an Israelite, about to be killed. He stopped the wicked plan, and instead of killing the Israelites, he sent Mordecai to be killed instead. This is how God saved all the Israelites living in the land of Babylon.

***A rhyme to learn:***

**qu** for Queen Esther, so very brave  
She listened to God and always obeyed.

***Part B: Sight words (Set 2)***

**Revise:** and, are, look, help, with, no **New word:** yes

Play 'Throw the word' with these words.

***Part C: Stories***

**Revise:** The lost sheep

**New story:** Who lives here?


***Part D: Sentence***

Ask the student for two foods they like.

Now write a question about a food they like.


e.g. write on paper, "Do you like mango?"

Ask the student to write the answer, "yes".



Who lives here in the sea?

1



A shark lives here in the sea.

2



A crab lives here in the sea.

3




Who lives here in this tree?

Level 2

4





A bird lives here in this tree.

5




A bat lives here in this tree.

6



Who lives here in this house?

7



I do!

Level 2

8