


Level 2 Lesson 9

Part A: Sounds

Resources: Bible Phonics Picture Chart

Briefly revise sounds a – qu.



New sound: Rr

Show the Bible Phonics picture chart and discuss the ‘raven’. Have they seen any black birds like this? Ask the student to listen for the sound at the beginning of ‘raven’ and to say the **sound** for ‘r’ after you, (not the letter name).

Read the story and say the rhyme at the end of the story.

r for raven

in the story of Elijah who was fed by Ravens (1 Kings 17:1-6).

Elijah and the ravens

God spoke to Elijah. “Elijah, go to the brook named Cherith. The ravens will bring you food there.” (*Say ‘r’ raven*).

So Elijah went to the brook. When he got there, he lay down to rest. In the morning Elijah looked up at the sky. He could see little

black specks in the sky, far off. As they drew nearer he smiled and said, “Here they come!”

Down flew some ravens. Some carried meat in their beaks and others carried bread. They dropped the food on the ground beside Elijah and flew off.

Elijah ate the food and drank water from the brook.

In the evening the ravens came back with more food. For many days the ravens brought food every morning and night for Elijah and he drank water from the brook.

“Thank you Lord for food and water,” he prayed.

A rhyme to learn:

r for raven

r is for raven, a black bird like a crow
It brought food to Elijah
Many years ago.

Make some words with bottle top letters:

m-a-n; p-a-n; r-a-n; m-e-n; p-e-n; m-o-p; n-o-d; p-o-p

Part B: Sight words (Set 2)

Revise: are, look, help, with, no, yes **New words:** made, make


Part C: Stories

Revise: Who lives here?

New story: Look what I made

Part D: Sentence

Ask the student what they like to make and ask them to write a sentence about this, e.g. I like to make cakes.




Look what I made.

1



I made dinner with Mum.

2



I made a garden with Dad.

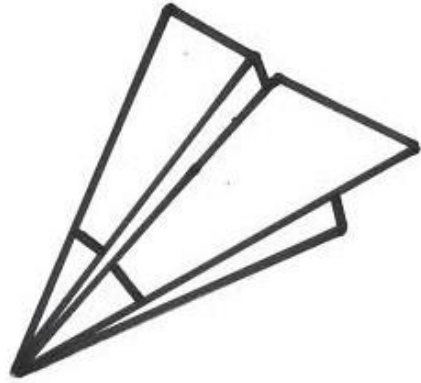
3



I made a tower with my sister.


4

Level 2



I made a plane with my brother.

5




I made a cake with my Grandma.

6



I made a boat with my Grandpa.

7



I made a puppet by myself.

Level 2

8

Level 2 Lesson 10

Part A: Sounds

Resources: Bible Phonics Picture Chart

Briefly revise sounds a – r.

New sound: Ss

Show the Bible Phonics picture chart and discuss the 'snake'. Have they seen a snake? Ask the student to listen for the sound at the beginning of 'snake' and to say the **sound** for 's' after you, (not the letter name).

Read the story and say the rhyme at the end of the story.

s for snake

Satan the wicked snake

Genesis 3

Adam and Eve lived in the Garden of Eden. They were very happy. God told Adam and Eve that they must obey Him. He told them that they could eat any food from the garden, but they must never eat the fruit from one tree.

There was an angel who was a wicked angel. His name was Satan. When he became wicked, he became like a snake. (Say 's' snake).



Satan said to Adam and Eve, "Go on. Eat the fruit. It will not hurt you."

So Eve ate the fruit. She gave some to Adam. At once they knew that they had done something very wrong. They were sad. God said, "Now that you have done wrong, you cannot be in my beautiful garden. You must go from here. You will not be so happy. This is because you did not obey me. God sent a good angel to the garden. The angel had a sword. No one could go into the garden from now on. This was a very sad day. The world was now a place of sadness and sin. Adam and Eve were not happy. The animals were not happy.

God was very sad because people could no longer be with Him. God made a plan. He planned to send His Son Jesus, to die on the cross and to forgive us for our sin. If we ask Jesus to forgive us for our sin, and if we ask Him to be our friend, then we can be with God, just like Adam and Eve were once with God in the Garden of Eden.

A rhyme to learn:

s is for snake
The sneaky snake
Who said to Eve, "Here's some fruit to take."
God had said, "Don't eat from that tree."
Now Adam and Eve were as sad as could be.

Part B: Sight words (Set 2)

Action words: run, walk, sit, jump, play, make

Part C: Stories

Revise: Look what I made

No new story. Choose any story from Level 2 for revision.

Part D: Sentence

Use the “sentence starters” (verbs) to make sentences.

These are found in the resource section.

Point out the word ‘want’ as this is a new word used in the “sentence starters”.

Level 2 Lesson 11

Part A: Sounds

Resources: Bible Phonics Picture Chart

Briefly revise sounds a – s.

New sound: Tt

Show the Bible Phonics picture chart and discuss the 'treasure'. What is treasure? Ask the student to listen for the sound at the beginning of 'treasure' and to say the **sound** for 't' after you, (not the letter name).

Read the story and say the rhyme at the end of the story.

t for treasure

Treasure in Heaven

Do you like treasure hunts?

You may have played the treasure hunt game at a party. You have to look everywhere for the hidden treasure.

Do you like to play hide and seek?



Jesus said that we have to seek for God. That doesn't mean that God is hiding, but it means that we have to keep on praying to understand more about Him

As we find out more and more about God, it's like finding hidden treasure. The Bible is full of treasures.

Jesus said, "The kingdom of God is like a treasure hidden in a field. (Say 't' treasure). If you are digging in the field, and you suddenly find a treasure box, you would be very excited. You would dust off the box, open it up and there is the treasure!

Jesus said that once a man found treasure hidden in a field. He did not own the field. In fact, the field was for sale. So, the man quickly buried the treasure again. Then he sold everything he had to get money to buy the field. He bought the field and the treasure was his!

Jesus told this story to show us how valuable it is to be a Christian. When you know Jesus, you have a treasure that is more valuable than anything in the world!

Jesus also told the story of a beautiful pearl. Pearls grow inside oyster shells. This pearl was more beautiful than all the other pearls. It cost a lot of money. But there was a man who wanted this pearl more than anything. He sold everything he had to buy the pearl.

Jesus is very valuable, like a pearl. It is more important to have Jesus in your life, than anything else.

A rhyme to learn:

t is for treasure

More precious than gold

The Bible is a treasure chest

For young and old.

Part B: Sight words

Action words: run, walk, sit, jump, play, make

Part C: Stories

Revise: Look what I made

No new story. Choose another story, (any), from Level 2 for revision.

Part D: Sentence

Use the “sentence starters”, (verbs) to make sentences. (See resources)

Level 2 Lesson 12

Part A: Sounds

Resources: Bible Phonics Picture Chart

Briefly revise sounds a – t.

New sound: Uu

Show the Bible Phonics picture chart and points to the man ‘under’ the tree. Ask the student to listen for the sound at the beginning of ‘under’ and to say the **sound** for ‘u’ after you, (not the letter name).

Read the story and say the rhyme at the end of the story.

u for under

in the story of Nathanael who Jesus saw sitting **u**nder the fig tree
(John 1: 40-51)

Nathanael under the fig tree

When it was time for Jesus to start His special work on earth, he chose twelve friends to help him. These friends were called the disciples. They traveled around with Jesus and learned as Jesus taught them about God. They watched Jesus do miracles, like healing sick people.



When Jesus first called the disciples, he called them one by one. Peter, James, Andrew and John were fishermen. They left their fishing nets and followed Jesus. Matthew was a tax collector. He left his job of collecting money, and followed Jesus.

Another person to follow Jesus was Philip. He had a friend called Nathanael. When Philip found out how wonderful Jesus was, he went to Nathanael and said, “You must come and see Jesus!”

Nathanael said, “How can anyone so special come from a little town like Nazareth? (That was the town where Jesus lived). But Philip talked Nathanael into coming to see Jesus.

Jesus saw Nathanael coming to Him. Jesus said, “Nathanael, I know you are a kind man.”

Nathanael was surprised.

“How do you know my name, and how do you know all about me?” he asked.

Jesus said, “Before Philip told you about me, I saw you sitting **u**nder the fig tree. (*Say ‘u’ under*).

Jesus knew about Nathanael before he met him, because Jesus knows all about everyone. He knows all about you. He even knows how many hairs are on your head!

A rhyme to learn:

u is for under

Under a tree

Sat a man called Nathanael

Jesus said, "Follow me."

Part B: Sight words

Number words: one, two, three, four, five, six, seven, eight, nine,
ten

Use the "Number Words" activity sheet in the resources. Point to a number word on the left and student has to find the matching number on the right.

Part B: Stories


Revise any story from Level 2

New story: Fish Alive

Part C: Sentence

Use the "sentence starters", (nouns), to revise Dolch words. (See resources)

Fish alive



One, two, three, four, five

1




Once I caught a fish alive.

2



Six, seven, eight, nine ten

3



Then I let it go again.


4

Level 2



Why did you let it go?

5



Because it bit my finger so.

6



Which finger did it bite?

7



This little finger on my right.

Level 2

8

Level 2 Lesson 13

Part A: Sounds

Resources: Bible Phonics Picture Chart

Briefly revise sounds a – u.



New sound: Vv

Show the Bible Phonics picture chart and ask the student if they have seen a vine. Fruit can grow on vines, like grapes. Ask the student to listen for the sound at the beginning of 'vine' and to say the **sound** for 'v' after you, (not the letter name).

Read the story and say the rhyme at the end of the story.

v for vine

Jesus is the Vine (John 15)

Jesus used everyday things to tell people about Himself and God. He talked about the things around Him in the country of Israel.

Many farmers in Israel grew grapes, because it was hot and dry. Grapes like to grow in hot, dry places. Grapes grow on a **vine**. (Say 'v' vine).

One day, He told this story about Himself:

"I am the true vine. My Father is the gardener." said Jesus. "Stay connected to me and you will do great things for God."

Jesus meant that you will do great things for God when you ask Him to be with you every day in whatever you do. And God, the Father looks after you, just as a gardener looks after a garden.

What are some of the great things we can do for God?

We can share with others about Jesus. We can help others. We can show love, joy, peace, patience.....
These are called the fruit of the Spirit.

Just as a grape vine can grow delicious grapes, we can have good fruit – not apples and bananas and pears – but love, joy and peace. These are the fruit of the spirit.

We can only do good things when we stay connected to Jesus, because Jesus says, "If you are not connected to me you can do nothing!"

How do we stay connected to Jesus?

- Listen to what the Bible says
- Obey the words of Jesus
- Pray
- Sing songs to God

A rhyme to learn:

v is for vine, Jesus the vine
We are the branches
Stay with Jesus and shine.

Part B: Sight words

New word: some

Revise Number words: one, two, three, four, five, six, seven, eight,
nine, ten

Use the “Number Words” activity sheet in the resources. Point to a
number word on the left and student has to find the matching
number on the right.

Part B: Stories


Revise: Fish Alive

New story: Legs

Look for the word ‘some’

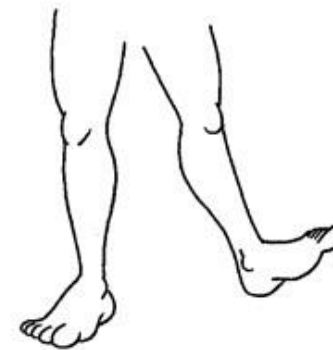
Part C: Sentence

Use the “sentence starters”, (nouns), to revise Dolch words. (See
resources)




Legs

1




I have two legs.

2



Some animals have two legs.

3



Some animals have four legs.

Level 2

4



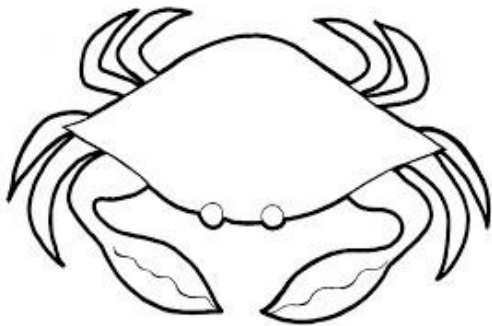
Some animals have six legs.

5



Some animals have eight legs.

6



Some animals have ten legs.

7



Some animals have no legs.

Level 2

8

Level 2 Lesson 14

Part A: Sounds

Resources: Bible Phonics Picture Chart

Briefly revise sounds a – v.

New sound: Ww

Show the Bible Phonics picture chart and discuss the whale. Ask the student to listen for the sound at the beginning of ‘whale’ and to say the **sound** for ‘w’ after you, (not the letter name).

Read the story and say the rhyme at the end of the story.



w for whale

Jonah and the whale

God spoke to Jonah, a prophet of God.

“Jonah, go to Nineveh and tell the people to turn and obey Me.”
“Lord,” replied Jonah, “I don’t want to go. I won’t go.”
So Jonah went off to the coast and hid in a sailing ship. It was sailing away from Nineveh. God sent a big storm. The ship was tossed about on the big waves. The sailors and Jonah were afraid. The sailors threw Jonah into the sea.
God sent a big **whale**. (*Say ‘w’ whale*). He made Jonah go into the fish. He was in the fish for three days. Jonah prayed to God,
“God, I’m sorry I didn’t do as you told me to.
Please get me out of this big fish and I’ll go to Nineveh to tell the people to turn to you.”

The big fish spat Jonah out and he landed on the sandy beach. Jonah went to Nineveh and spoke to the people. They listened to him and turned to God.

A rhyme to learn:

w is for whale, Jonah and the whale -
A true story in the Bible, not a fairy tale
God said “Go to Nineveh and tell the people there,
Not to break my commandments but to turn to me in prayer.

Part B: Sight words

Number words: one, two, three, four, five, six, seven, eight, nine, ten

Use the “Number Words” activity sheet in the resources. Point to a number word on the left and student has to find the matching number on the right.


Part B: Stories

Revise: Legs

New story: One me

Part C: Sentence

Use the “sentence starters”, (nouns), to revise Dolch words. (See resources)




One me

1



I have two eyes.

2



I have two ears.

3



I have one nose.

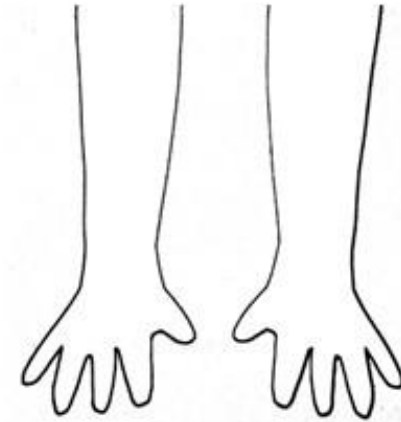
4

Level 2



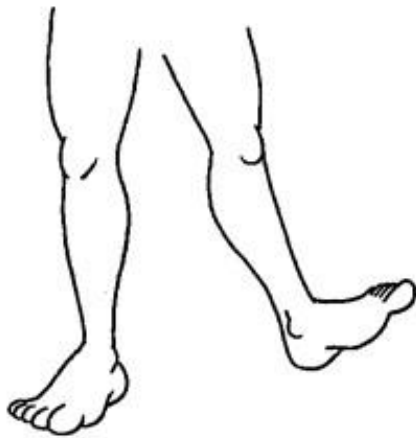
I have one mouth.

5



I have two arms and two hands.

6



I have two legs and two feet.

7



I have one body - me!

8

Level 2 Lesson 15

Part A: Sounds

Resources: Bible Phonics Picture Chart



Briefly revise sounds a – w.

New sound: Xx

Show the Bible Phonics picture chart and discuss the picture of the world that was made in six days. Ask the student to listen for the sound at the *end* of 'six' and to say the **sound** for 'x' after you, (not the letter name).

Sound out the word s-i-x and also other words that end in x: fix, fox

Read the story and say the rhyme at the end of the story.

X in six

In six days

Who made the world?

God did.

At one time there was no world.

There was no sun and no moon.

Then God said, "Let there be light."

And there was. This was day one.

Then God said, "Let there be a sky.

Let there be water and land.

This was day two.

Then God said, "Let there be plants." This was day three.

Then God said, "Let there be a sun, a moon and stars." This was day four.

Then God said, "Let there be fish in the water and birds in the sky."

This was day five.

Then God said, "Let there be animals on the land. Let there be people too." This was day six. (*Say 'x' in six*).

God made the world in six days.

Then God said, "Everything I have made is very good. I will rest."

This was day seven.

A rhyme to learn:

x is in six

Six days, it took

For God to make the world,

It's written in His book.

Part B: Sight words

New word: went

Play Bingo with Dolch words Set 2.

Part C: Story

Revise: One Me

Choose any other story to revise.

Level 2 Lesson 16

Part A: Sounds

Resources: Bible Phonics Picture Chart

Briefly revise sounds a – x.

New sound: Yy

Show the Bible Phonics picture chart. Use a yellow pencil to colour in the flower. Ask the student to listen for the sound at the beginning of 'flower' and to say the **sound** for 'y' after you, (not the letter name).

Read the story and say the rhyme at the end of the story.

y for yellow flower

God clothes the flowers of the field (Matthew 6)

Look at the flowers

Jesus was sitting on the side of a hill.
People were coming to see him. People loved to hear Jesus tell stories about God.

Jesus told the people about God, our Heavenly Father.



“Look at the birds,” He said. “They do not have a shed to store food in. No, God feeds them.”

Look at the flowers,” He said. “They do not work to make clothes. They do not knit or sew. But God dresses them in beautiful colours... **yellow**, (*say ‘y’ yellow*), red, blue, orange and purple.

You are more important than birds.
You are more important than flowers.
If God takes care of them, He will take care of you.

A rhyme to learn:

y for yellow
Yellow flowers that grow,
But God cares for you
More than the flowers you know.

Part B: Sight words

Play Bingo with Dolch words Set 2.

Part C: Story

Revise: any known story

New story: Animal homes

Comprehension: Ask the student to ask you questions about where animals live. You have to provide the answer. E.g. the student asks, "Where does a spider live? You say, "A spider lives in a web."

Animal homes




Where is your home little spider?

1



Here in this web.

2



Where is your home little bird?


3



Here in this nest.

4

Level 2



Where is your home little fish?

5



Here in the sea.

6



Where is your home little snail?

7



Here on my back.

8

Level 2

Level 2 Lesson 17

Part A: Sounds

Resources: Bible Phonics Picture Chart

New sound: Zz

Show the Bible Phonics picture chart. Tell the student that this is a man named Zacchaeus and we are going to hear a story about him. Ask the student to listen for the sound at the beginning of 'Zacchaeus' and to say the **sound** for 'z' after you, (not the letter name).

Read the story and say the rhyme at the end of the story.

Z for Zacchaeus

in the story of the small man (Luke 19:1-19)

Zacchaeus

Zacchaeus was a small man. (*Say 'z' Zacchaeus*). Zacchaeus was very rich. He loved money.

Zacchaeus took money that was not his.

One day Jesus came by. Zacchaeus wanted to see Jesus. Zacchaeus could not see Jesus because there were too many people.

"I will climb up that tree," said Zacchaeus. Then I can see Jesus.

Zacchaeus climbed the tree. He could see Jesus very well up the tree.

Jesus saw Zacchaeus. "Come down," said Jesus. "I want to go to your house for tea."

A rhyme to learn:

z for Zacchaeus

z is for Zacchaeus

Who took money every day

Until he met Jesus

Who said, "This is not the way."

Revision of all sounds a – z

Use the "sound pictures" to revise sounds.

Use the "Circle of sounds" to sound out some 3-letter words: e.g.

b-i-g; c-a-t; d-i-g; f-i-t; g-e-t; h-o-p; j-u-g; l-o-t; m-e-t; p-u-p; r-a-t;

s-i-t; t-a-p; v-a-n; w-e-t; y-e-t; z-i-p

Part B: Sight words

Play Bingo with Dolch words Set 2.

Part C: Story

Revise: Animal homes

Revise any other known story.

Level 2 Lesson 18

Test

Part A: Sounds

Using the alphabet letters chart, (p. 65), randomly test sounds.

Give a score out of 26 for known sounds.

Part B: Running Records test Level 2

Record each mistake that the student makes (unknown word, wrong word, added word, word left out)

Record the score on the Progress Chart.

Level 2 test: Where am I?

Number of words: 34

Words correct:

Accuracy rate: % (1 error = 97%; 2 errors = 94%; 3 errors = 91%; 4 errors = 88%)

Comments:

Is there one-to-one correspondence between the words being read and the words in the text? (Child should point to words as he reads, and should be able to get the meaning of some words by looking at the pictures.)

Comprehension questions:

1. What can you do in the sea?
2. What do you do in a garden?
3. Why do you go to bed at night?



Where am I?

1




I am in the sun.

2



I am in the rain.

3



I am in a car.

4

Level 2




I am in a tree

5



I am in the sea.

6



I am in the garden.

7



I am in bed.

Level 2

8