

Level 5 Lesson 1

Part A: Sounds – 'll'

bell	bill
fell	fill
hell	hill
sell	will
tell	still
well	doll
sell	hull
smell	dull


Sentences for the student to read with sounding.

The man went up the hill.
Bill will fill the bag.
Jill will sell the hen.
I got a doll from Mum.
The bell is still on the cat.
Bill will mend his tent.

Part B: Sight words


Play Bingo with Dolch Words Set 6

Part C: Stories




Swim duck swim.

1



Swim across the pond.


2



Swim to your babies.


Level 5

3



The babies hide in the nest.
They see mother duck.

4



The babies come out of the nest.

5



The ducklings walk with mother duck.


6



The ducklings swim with mother duck.

Level 5

7



Mother duck looks after her ducklings.

8

Level 5 Lesson 2

Part A: Sounds – ‘ck’

duck	lock
back	buck
sack	tuck
deck	quick
neck	lick
pick	quick
sick	pack
rock	sock

Sentences for the student to read with sounding:

He has a back pack.

We will pick the best pup.

A duck will not peck.

The man has a bad back.

The bug is on the rock.

The truck has bricks on the back.

Part B: Sight words

Revise Dolch words set 4

Part C: Story

Revise: Swim Duck Swim

Level 5 Lesson 3

Part A: Sounds – ‘th’

this	thick
that	thin
than	thank
then	three
them	with

Sentences for the student to read with sounding:

Look at this wet rock.
I can see Dad with them.
This is the best cat.
I like this and I like that.
He went with them.
This is thin and this is thick.

Part B: Sight words

Number words one to ten (Dolch words set 5)

Part C: Story

Revise: Swim Duck Swim

New story: Counting Ants

Find the rhyming words in ‘Counting Ants’.


Part D: Sentence

Finish the sentence: “I see ants “


Counting Ants



One, two, three, four 1



I see ants on the floor. 2



Hurry up and shut the door 3



We don't want any more. 4



Five, six, seven, eight

5



going up the garden gate.

6



Nine, ten and eleven

7



Four fell off and now there are seven.

Level 5

8

Level 5 Lesson 4

Part A: Sounds – ‘sh’

ship	shop
shot	rush
fish	flash
wish	crash
dish	dash
shut	cash
ship	crush
she	brush

This ship crashed into the rocks.
I wish I had six big bits of ham.
She will crack the nuts.
She went to the shop.
Mum was in a rush.
She went as quick as a flash.
The shop was shut.

Part B: Sight words

Revise number words one to ten (Dolch words set 5)

Part C: Story


Revise: Counting Ants

New story: God made the light

Comprehension: What would happen if there was no light?

Part D: Sentence

Finish the sentence: "I need light to"




light

1




darkness

2




God made darkness.

3



God made light.

4




God made day.

5



God made night.

6



God made the sun. It is a light.

7



God made the moon. It is a light.

8

Level 5 Lesson 5

Part A: Sounds – ‘ch’

chick
chip
chop
check
much
such
chin
chat

Sentences for the student to read with sounding.

She likes fish and chips.

She had such fun.

I do not like this much.

I cannot have a chat with a chick.

Part B: Sight words

Learn the colour words from Dolch set 5.

Part C: Story

Revise: God made the light.

New story: Hide the baby

Draw attention to the speech marks.

Part D: Sentence

Because of the light we can see colour. Ask the student to choose a colour and write about something that is that colour, e.g. The sun is yellow. The sun is hot.



Hide the baby

1



Here is the bad king.

2



"We must hide the baby," said Mum.


3



We can make a little boat.


4

Level 5



The baby can hide in the boat on the water.

5



Then the bad king cannot get the baby.

6



Big sister will hide near the water.

7



God will be with her.

Level 5

8

Level 5 Lesson 6

Part A: Sounds – ‘ng’

king	wrong
sing	long
ring	sung
bring	lung
song	rung

Sentences for the student to read with sounding.

We will go if the bell rings.

It is fun to sing a long song.

We can see the wing of the jet.

Part B: Sight words

Learn the colour words from Dolch set 5.

Part C: Story

Revise: Hide the baby


New story: The shepherd boy

Comprehension: What does a shepherd boy do?

Part D: Sentence


Finish the sentence: “A shepherd boy”

The shepherd boy



David is a shepherd boy.

2




He looks after the sheep.

3



He gives food to the sheep.

4



He gives water to the sheep.

5



He gets the sheep if they run off.

6



He loves the sheep.

7



Jesus loves me like a shepherd.

8