

# Values education Year 1

## God is Love

### Kindness

God is loving and kind. He wants me to be kind to others.

#### Kindness is...

- showing care and concern for other people
- being polite
- not being bossy.
- not being selfish.
- not being jealous
- being thoughtful
- helping those in need

#### Activities

1. Imagine that you have just moved to a new school or a new church. How would you like people to treat you?
2. Imagine that you have just fallen over and hurt yourself. How would you like people to treat you?
3. Imagine that you had an accident and had to be in a wheel chair. How would you like people to treat you?
4. Make a badge: Love is patient and kind.
5. Choose a person and show extra kindness to them this week. Be their 'angel'. Do kind deeds for them and even make a gift for them.

#### Draw pictures for these:

How did Jesus show love to Zacchaeus?

How can we show kindness to our family?

How can we show kindness to our friends?

How can we show kindness to someone who is sick?

How can we show kindness to someone who is sad?

#### What does the Bible say about kindness?

1 Corinthians 13: 4 Love is patient and kind.

Ephesians 4:32 Be kind to one another.

Proverbs 14:31 Whoever honours the needy honours God.

Luke 18:35-43 Jesus was kind to Blind Bartimaeus.

**God made me 1**

Thinking Skills

Finish this drawing of a picture of you.



**God made me 2**

What problems could there be if you always walked on your hands?

Brainstorm some ideas.

**God made me 3**

What if you had 2 noses?

**God made me 4**

Invent an interesting, unusual friend for yourself. Draw a picture of this friend and give him or her a name.

**God made me 5**

How many ways could you eat your favourite food?

**God made me 6**

Name some clothes that you would NEVER wear if you were going to play in mud.

Yr 1 Love

**God made me 7**

Draw one of your favourite toys. Now redesign it using:

B – make one part bigger

A – Add something extra

R – replace one part with something else.

**God made me 8**

What if you were unable to speak?

What would you do at school?

Give 3 suggestions.

**God made me 9**

Think of 5 things about yourself that are different to your friend..

**God made me 10**

Brainstorm 5 ways that God has made us special.

**God made me 11**


Draw a picture of yourself and write your name.

Some body parts are in twos. Draw 5 different body parts of which there are two.

**God made me 12**

Make a book showing all the things you can do because God made you.

Thank you, Jesus  
for loving me  
just the way I am!  
Amen.



... I am ... wonderfully made! Psalm 139:14

## All About Me

My name is \_\_\_\_\_

I am \_\_\_\_\_ years old.

I am \_\_\_\_\_ tall.

I weigh \_\_\_\_\_.

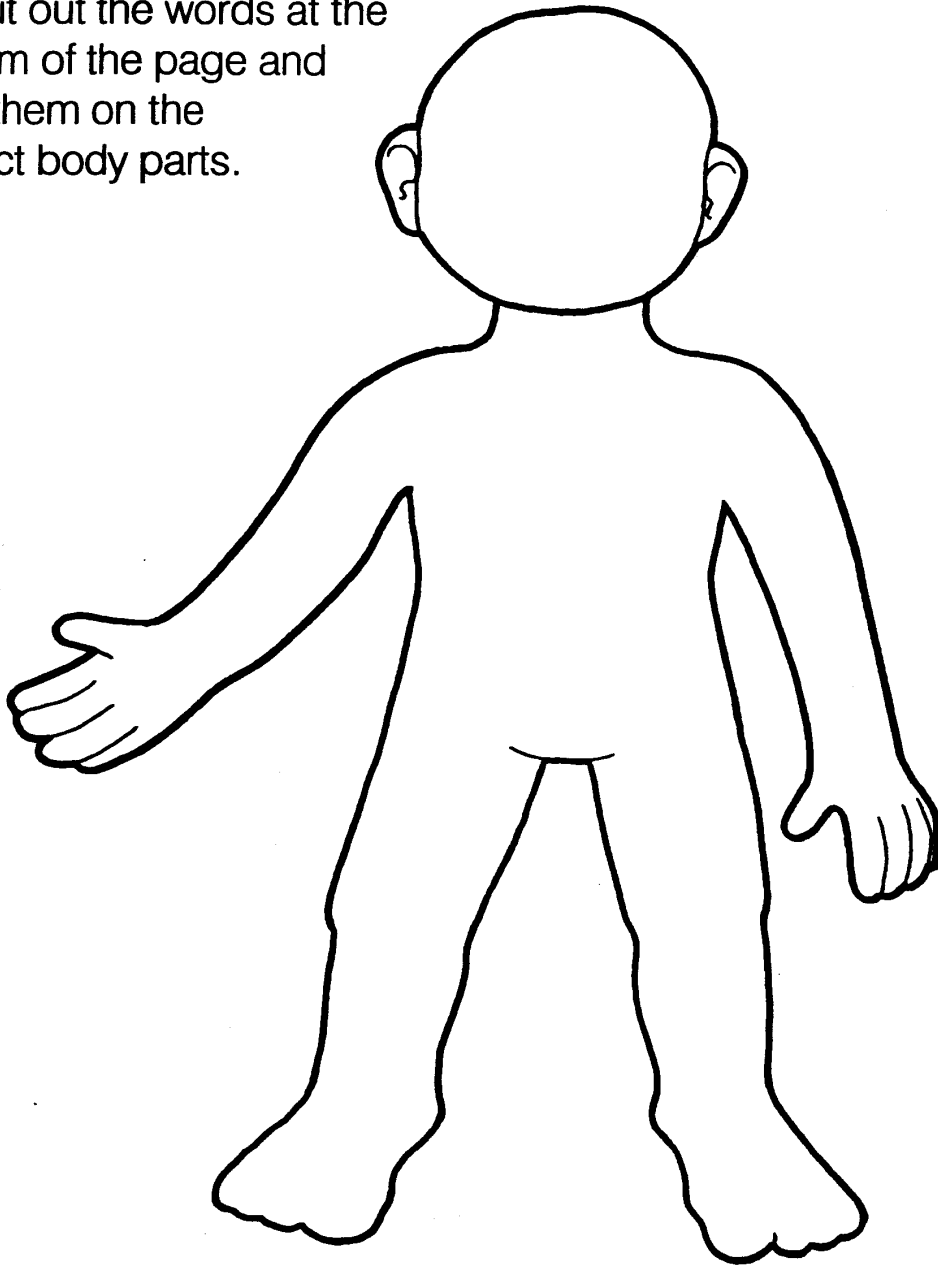
My hair is \_\_\_\_\_, and

my eyes are \_\_\_\_\_.

This is my handprint.

# My Body

Cut out the words at the bottom of the page and glue them on the correct body parts.




✂

head	arm	chest	foot
hand	leg	neck	stomach

# My Body

Use these labels to name the parts of the body.

- |      |          |       |      |       |
|------|----------|-------|------|-------|
| eye  | foot     | nose  | knee | ankle |
| head | shoulder | neck  | hand |       |
| arm  | mouth    | elbow | leg  |       |



Aim 1: To label the parts of the body.  
Aim 2: To develop familiarity with words related to the body.



**Year 1 God is Love**

**Poem: Two little eyes**

Two little eyes to look to God,  
Two little ears to hear His word,  
Two little feet to walk in His ways,  
Two little lips to sing His praise,  
Two little hands to do His will,  
And one little heart to love Him still.



*God made me.*

*I am special.*



*am me I*

*Cut out the words at the bottom of the page and stick them over the words at the top of the page.*



# THE FIVE SENSES


Put the correct word in each sentence.

smell      see      touch      hear      taste

1. My eyes can \_\_\_\_\_.



2. My ears can \_\_\_\_\_.



3. My nose can \_\_\_\_\_.



4. My mouth can \_\_\_\_\_.



5. My hands can \_\_\_\_\_.



Fill in the missing letters.

hea \_



sm \_ \_ l



s \_ \_




t \_ \_ st \_ \_



t \_ \_ ch



Label the parts of the face.



eye  
mouth  
ear  
hair  
tongue  
nose  
chin

# WHAT AM I? — THE FIVE SENSES

Match the words to the pictures.



ear



nose



hand



eye



mouth

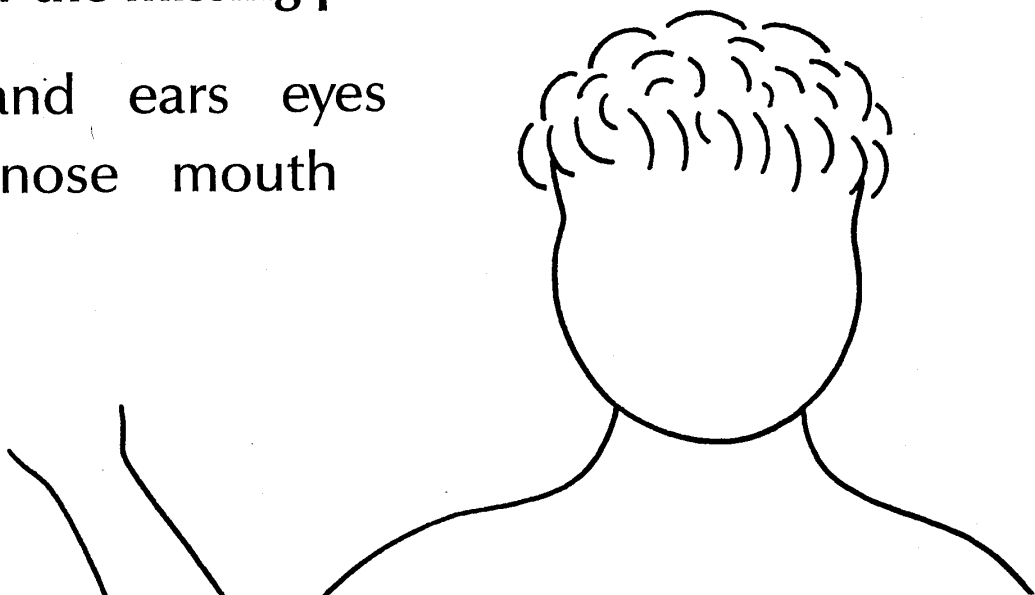
Put the correct word next to each sentence.

mouth    nose    hand    eyes    ears

1. I hear loud and soft sounds. \_\_\_\_\_
2. I smell food and flowers. \_\_\_\_\_
3. I see toys and books. \_\_\_\_\_
4. I touch soft and hard things. \_\_\_\_\_
5. I taste sweet and sour foods. \_\_\_\_\_

Draw the missing parts:

hand    ears    eyes  
nose    mouth



**My favourites**

My favourite game is

.....

My favourite book is

.....

My favourite food is

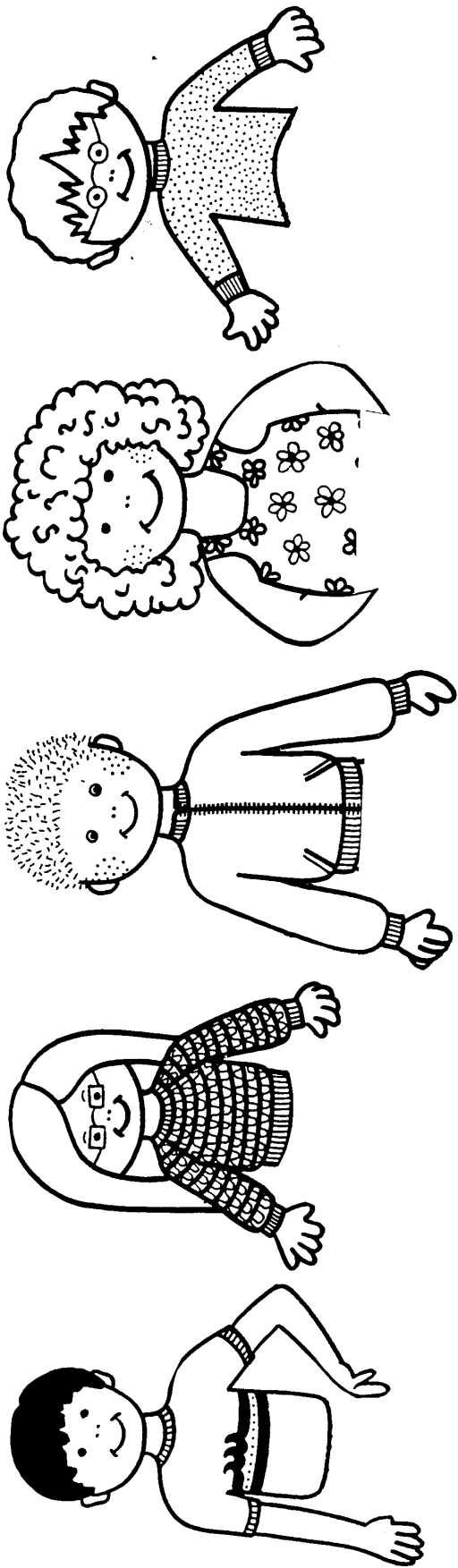
.....

My favourite colour is





.....

My favourite toy is

.....



*I am different.*

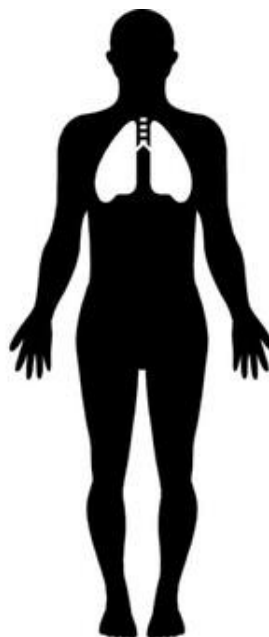

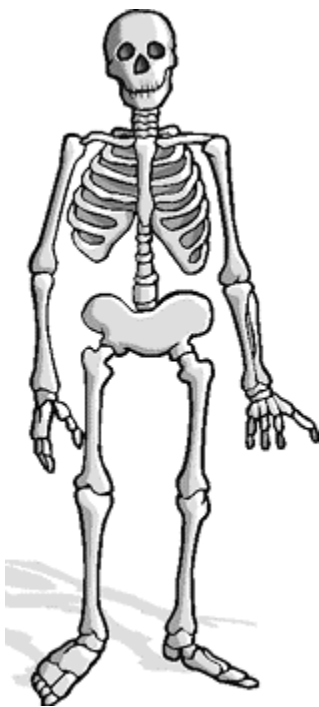


# My Body

God loves me.  
He made every part of me.

(Use the following pages to make a book. Draw a picture on each page.  
Use the picture collection below to help you.)

## Picture collection



# **My body**

1

**My body is made of many parts. On the outside I have arms, legs, hands, feet and face.**

2

**My skin is on the outside. It stops me from getting too hot or cold. Skin can mend itself if I get a cut.**

3

**I have bones all over my body. Bones are on the inside. Bones hold up my body.**

4

**Bones are hard and strong. Some bones are big and some bones are small. You can see bones in an X-ray.**

5

**My brain is inside my head. My brain tells my body what to do. The bones around my brain keep it safe.**

6

**I breathe with my lungs. There are two lungs inside my chest. They fill up with air. Bones called ribs keep my lungs safe.**

7

**My heart is inside my chest. It is about the size of my fist. My heart is a pump. It pumps blood through my body.**

8