

Values education Year 1

God is Protector

Feeling safe with my family

(Sense of family and community)

I feel safe with my family because...

- My parents love and care for me.
- They tell me to do what is right.
- I love my parents and all the other members of my family
- My family forgives me when I do something wrong, and I forgive when they make a mistake

Discussion and activities

What is a family?

Your close family is your mum and Dad and your brothers and sisters.

Your bigger family includes your grandparents and cousins, uncles and aunts.

Sometimes a family has only one parents. This is when a Mum or Dad has died or has had to go away. God is a Father in Heaven who cares a lot for these families. They can ask Him for special help.

Draw a picture of when you feel safe.

Draw the members of your family.

Draw a picture showing how your family keeps you safe.

Bible passages

- Matthew 18:10 Jesus said that the angels in Heaven are watching over the children.
- Matthew 2: 13-15 God protected Jesus as a baby.
- Mary and Joseph loved and cared for Jesus.
- Exodus 2:1-10 Protection of baby Moses.
- Joshua 14:15 Choose this day whom you will serve, but as for me and my house, we will serve the Lord.
- Eph 6:1-2 Children obey your parents in the Lord for this is right.
- Colossians 3:20 Children, obey your parents in all things. This pleases the Lord.

Art Year 1

God is Protector

Topic: Houses

Biblical connection: A house is a shelter from the weather. It protects us from sun, wind and rain. God protects us from danger.

Bible art as a wall display: The house on the rock. (We are protected when we build our lives on Jesus.)

1. Construction

Use recycled boxes to make a 3D construction of choice. Boxes can be held together with glued strips of paper. Decorate with coloured paper and other materials such as bottle tops, pipe cleaners, pop sticks.

Once students have had practice doing free-choice box construction, ask them to make a house.

2. Drawing

Draw your house

Draw some houses that are different to yours.



Practical Science Year 1

God is Protector

How strong is your building?

The students can experiment with different kinds of building materials and discover how to build a strong structure, e.g. house of cards, wooden blocks, straws and blue tack, hand-made cardboard shapes.

See which shape is stronger... triangle or cube.



Playdough and wooden blocks

Yr 1 Protector

Thinking Skills

Houses 1

The roof on your house is leaking. Draw two different ways you could stop the floor from getting wet.

Houses 2

Think of 5 things in your house starting with "c".

Think of 5 things in your house starting with "n".

Houses 3

The three little pigs built 3 types of houses: brick, wood and straw.

What was good about the brick house?

What are the problems with a straw house?

Houses 4

You are lost in the bush and you have to build a house for yourself. Draw the house you would build using the things around you.

Houses 5

Name 5 things that are not in your house.

Houses 6

Name 10 things you could use when building a house.


God is our shelter

For in the day of trouble He will keep me safe in His dwelling; He will hide me in the shelter of His tabernacle and set me high upon a rock. Psalm 27:5

Where do you like to be when there is a big storm? The safest place to be is in a very strongly built house. Houses provide shelter from the strong winds, the heavy rain, and sometimes even the lightning. When you hear the big clashes of thunder, it's good to know you're your family is nearby.

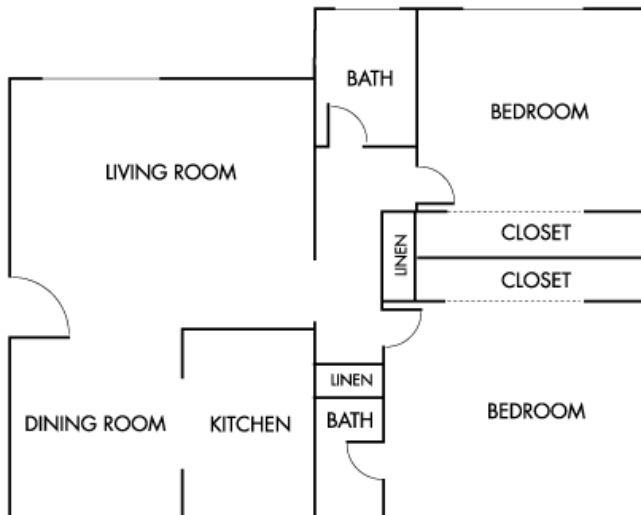
God is our heavenly Father who keeps us safe. Sometimes in life we have times of trouble. These times are a bit like storms...not real storms, but times when we need safety. Just as our family and our house can provide protection from real storms, God our Heavenly Father is with us when we have troubles in life. The bible tells us that God will hide us in His shelter. It's not a shelter we can see, but the invisible shelter of His love and care.

1. *What would you do if a storm was coming?*
2. *Draw a very strong house in a storm.*
3. *The Bible tells us that God is our shelter. What does this mean?*



Designing a house

Before a house is built, it must be designed. This means that a drawing is made of the floor of the house. The drawings are called plans. It could look something like this:



Draw a floor plan of your house.

Parts of a house

Foundations

Houses have to have a foundation. This is a firm base for building on. It stops the house from sinking into the soft ground. Foundations can be made from concrete or strong wooden posts.

What would happen if there was no foundation?

Walls

A builder uses a plumb line to check if a wall is straight

What might happen if the walls were not straight?

Roof

The roof frame is usually constructed from wood. It usually has sloping pieces called rafters.

Why do many houses have sloping roofs?

What types of materials are roofs made from?

What material is your roof made from?

Windows

What are windows made from?

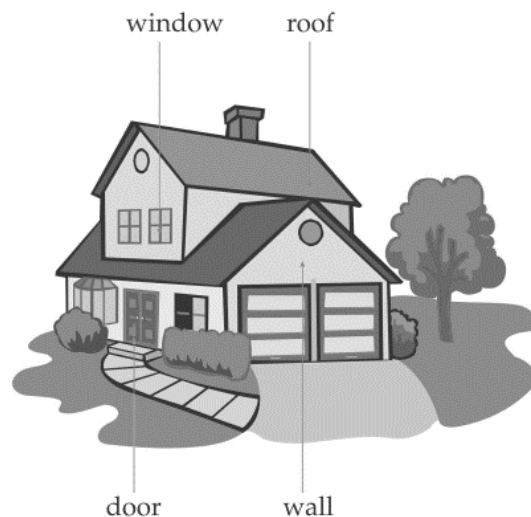
Why do we need windows?

What different shapes can windows be?

Draw a house

Pretend you are building a house. Make drawings to show:

1. The foundation
2. The walls
3. The roof
4. The windows



Workmen

Builders build most of the house but they need to get other people to help.

Carpenters fit doors and windows. They also lay floor boards and build the frame.

Bricklayers build the brick walls on the foundation, which is made of concrete.

Plumbers fit pipes, which carry water around the house. They also put in sinks and baths.

Electricians put in wires and cables for electricity. They also fit lights, plugs and switches.

Plasterers make the inside walls. They use plaster boards, which they join together.

Painters paint the house when it is finished. They paint the inside walls and ceilings. Some houses are painted on the outside too.

List five types of workers and say what they do.



Tools


What are these tools used for?

- hammer
- saw
- plane
- trowel

Building materials

Concrete

Concrete is made in a concrete mixer, from sand, small stones, cement and water.



Bricks

Bricks are made from clay, which is baked at very high temperatures. They are stuck together with mortar, which is a paste made from sand, cement and water. Bricks are laid in a pattern for strength.

What is concrete made from?

What are bricks made from?

Building materials

Wood

Some people use wood on the outside of their house. Long straight pieces of timber are needed. Wood is also used for making the frame of a house.

1. *Where does wood come from?*
2. *Which tools do you need for working with wood?*
3. *Draw a wooden frame of a house.*

Metal

1. *Where is metal used on a house?*
2. *What kinds of metals are used?*
3. *What are nails and screws made from?*

Plastic

1. *Where is plastic used on a house?*
2. *Pipes can be made of metal or plastic. Plastic pipes will not rust but how could they be damaged?*
3. *Why do houses need pipes?*
4. *Why are electrical wires covered with plastic?*

Plaster

Plaster is made from a mineral from the soil and mixed with water. It is then made into flat sheets called plaster-board. This is used for the inside walls. The plaster-board is then painted.

1. *What is plaster-board used for?*
2. *What colour is the paint on the wall of the room you are in?*

Different kinds of houses

Make a book about different kinds of houses.

Write a sentence on each page about the houses you have drawn.

