

God is a Servant

Values education Year 1

Helpfulness

Jesus gave Himself to helping those in need. He healed the sick and helped people to understand the kingdom of God. He fed the hungry and comforted those who were sad.

Helpfulness is...

- being willing to help others
- doing useful things for other people
- serving others
- being prepared to do unimportant or unpopular jobs to help others
- knowing when there is a job to be done, and not leaving it to someone else
- not expecting a reward for my work

Activities

1. Who is your helper?
2. What things do you need help with?
3. What should we say to those who help us?
4. Make a list of ways in which you can help at home.
5. Make a list of ways in which you can help at school.
6. Make a list of ways in which you can help in your community, (not throwing rubbish etc.)

What does the Bible say about helpfulness?

Matthew 5:41 The extra mile

Ephesians 6:7 Serve wholeheartedly

Galatians 5:13 In love serve one another

Galatians 6:2 Help to carry one another's burdens

God wants us to serve the people around us: in our families, church, schools, and community. Think of ways you could serve in each of these situations.

FAMILY

1. A parent is sick.
2. A brother or sister is upset.

SCHOOL or CHURCH

1. A classmate is feeling alone and not joining in.
2. Your class is misbehaving.

COMMUNITY

1. There is a new boy or girl who has moved in to your neighbourhood.
2. There is rubbish on the ground at the park.

Art Year 1

God is a Servant

Topic: Serving in the home

Biblical connection: Jesus was the greatest servant, and as His followers we show His love by serving others.

Bible art as a wall display: Joshua 24:15 As for me and my house, we will serve the Lord.

(Students can draw pictures of themselves doing jobs, and surround the text with their drawings.)

1. Drawing

Ask students to:

- Draw different serving activities your family members do, e.g. hanging out the clothes, working in the garden, sweeping, washing dishes.
- Draw yourself helping at home.
- Draw a picture of all the members of your family. Think about who is the tallest? Who is the smallest?

2. Printing

Use the stamp pad made in the 'myself' topic. Introduce "junk printing" using various things that can be found in the home, e.g. forks, spoons, bottle tops, piece of egg carton and other recycled materials.

3. Cleaning up

Use this opportunity to ask the children to get involved in serving by cleaning up after their art activity.

Practical Science Year 1

Topic: Helping in the home – Kitchen chemistry

God is a Servant

When helping with cooking children can observe substances changing:

- from solid to liquid (melting)
- from liquid to water vapour (evaporating)
- from vapour to liquid (condensing).
- Liquid to solid

Solid to liquid:

Melt butter; dissolve salt, sugar, jelly crystals

Liquid to water vapour: Boil water

Vapour to liquid: Collect droplets on a saucer above a boiling kettle

Liquid to solid: Freeze ice blocks

Yr 1 Servant

Thinking Skills

Helper 1

Use your imagination.

Work out 3 different things this picture could tell about 'being a helper'.



Helper 2

Give 10 ways you can be a helper at home or at school.

Helper 3

How many ways can you help someone who is sick?

Helper 4

The answer is
'servant'.

Give 5 questions

Helper 5



What if people did not help each other?

Give 3 things that might happen.

Helper 6

Make something for a sick person that will give them something enjoyable to do.

Helping at home and school



Write the sentence and draw the picture.

I look after my things.

I hang up my bag.

I put rubbish in the bin.

I do my best work.

Helping at home and school


1. Look at these children caring for their home and school. Draw and write another way you can care for these places.

School



*We are putting our rubbish
in the bin.*

Home



I am pulling out the weeds.

2. Talk about what would happen if you did not care for these places.

At my house

Draw a picture in each box.

1

I help to wash the dishes.

2

I help to make my bed.

3

I help to put my clothes away.

4

I help to sweep the floor.

5

I help to set the table.

6

I help to make dinner.

7

I help to look after pets.

8