


Week 1: Jesus is a special friend of children

Put these in the right order by writing a number next to each:

- “Bring the children to me,” said Jesus.
- The Mums took their children to see Jesus.
- Jesus sat the children on His knee.
- The children wanted to see Jesus.



Draw the faces and hair on Jesus and the children.

Colour the rest of the picture.

Week 2: Jesus showed his friends that He loved them



Write the names of the three friends of Jesus:

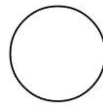
M _ _ _ _

M _ _ _ _ _

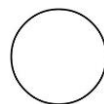
L _ _ _ _ _

Draw the faces:

Mary and Martha were sad.



Jesus made Lazarus come alive again. Then they were happy!



Week 3: Making friends and keeping friends

Activity

Trace this Bible verse in with coloured pencils and decorate the page:

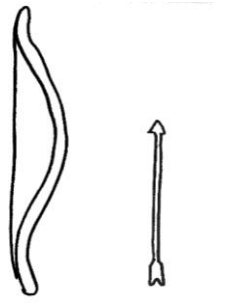
A friend loves

at all times.

Proverbs 17:17

Week 4: Friends help each other

Draw a picture of Jonathan with his bow and arrow.



Week 5: God wants to be friends with us



Jesus told the l _ _ _ about the Holy Spirit.

Jesus said that the Holy Spirit is like Living
W _ _ _ _ .

When we ask Jesus to be our f _ _ _ _ _ the Holy Spirit comes and lives inside us.

Missing words: lady, Water, friend