

Level 6 Lesson 1

Part A: Sounds – fl and fr

flag
fly
flying
fluff
flip
flop
frog

The flag is flying.

Get that fluff off the mat.

My hat goes flip flop.

The frog hops on to the log.

Fluff is soft.

Part B: Sight Words

Revise Dolch Words Set 3 & 4

(Game or activity of your choice)

Part C: Stories

New story: A sick man

New words in this story: too, many, people, house, they, roof, hole

Part D: Sentence

Use the red Thinking Hat for emotions.

Ask,

1. "How did the friends feel when they saw that there were too many people to get the sick man into the house to see Jesus?"
2. "How did the people in the house feel when they saw the man coming down through the roof on the little stretcher bed?"
3. "How did the sick man feel when Jesus made him better?"


Help the student write the answer to no. 3 in a sentence.

A sick man



A man can not walk.

2



His friends want to take him to Jesus on a little bed.

3



There are too many people at the house. They can not get in.

4




**They take the man up on the roof.
They make a hole in the roof.**

5



**They let the little bed down,
down, down.**

6





**The sick man is now in
the house with Jesus.**

7




**Jesus makes the man better.
He can walk!**


8




Going fishing in a boat.




Going fishing on the sea.




Going fishing with a hook.




Fishing up a boot.




Fishing up a can.



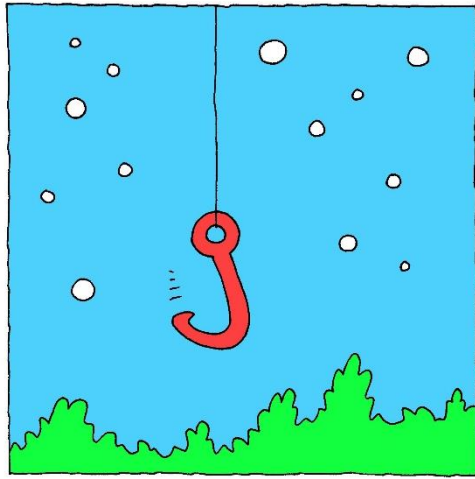
Fishing up a chair.




Fishing up a cat.




Down goes the hook.




Down, down, down.




Up comes a fish.




Up, up, up.




Up comes a fish.



Into the boat.



Into the boat.



Happy cat.

Level 6 Lesson 2

Part A: Sounds – gl, gr, lk

glad
grip
grab
grub
milk
silk

I am glad I have a strong grip.
Grab that stick with your hand.
I like to drink milk.
This dress is made of silk.

Part B: Sight Words

Revise Dolch Words Set 5
(Game or activity of your choice)

Part C: Stories

Revise: A sick man

New story: Daniel

New words in this story: every, day, pray, lions, hurt


Part D: Sentence

Use the red Thinking Hat for emotions.


Ask,

1. How did the bad king feel when Daniel said he would not stop praying to God?
2. How did Daniel feel in the den of lions?
3. How did the King's servants feel when they went to the lion's den the next morning and found that Daniel had not been hurt by the lions?

Help the student to write the answer to one of these questions in a full sentence.



Daniel




The bad king does not like Daniel.

2



Daniel prays to God every day.

3



The bad king does not like this.

4



**The bad king sends Daniel
to be with the lions.**

5



Will the lions hurt Daniel?

6



No, God is with him.

7



**Daniel is not hurt.
The lions like Daniel.**

8

Level 6 Lesson 3

Part A: Sounds – mp

lamp
damp
stamp
limp
hump
bump
jump
pump
stump

The truck went to the dump.
I had to jump over the lump.
A camel has a hump on its back.
I can jump over a rock.
It is fun to camp in a tent.

Part B: Sight Words

Begin learning Dolch words Set 6.

Words: they, every, there, any, he, she

Part C: Stories

Revise: Daniel

New story: Fruit salad

Part D: Sentence

Help the student to write the recipe in 4 steps. This is a longer activity so continue next lesson.


This is how you make fruit salad.

Step 1: Get

Step 2: Chop

Step 3: Put

Step 4. Mix




Fruit salad

1




Get Mum or Dad to help you. You will need a bowl, a knife, a spoon and some fruit.

2



Get some pineapple. Chop it up and put it in the bowl.

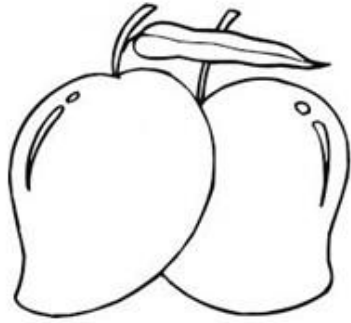
3



Get a banana. Chop it up and put it in the bowl.

Level 6

4



Get a mango. Chop it up and put it in the bowl.

5



Get any fruit you like and put it in the bowl.

6



Now get a spoon and mix the fruit together.

7



Now you can eat it!

Level 6

8

Level 6 Lesson 4

Part A: Sounds – nd and nt

sand	pond
hand	went
band	tent
stand	sent
mend	bent
send	hunt

Can you lend me a stamp to send this?

The sand pit was next to the pond.

I want to play in a band.

Mum must mend the sock.

He went into the tent.

The stick is bent.

I can stand on my hands.

Part B: Sight Words

Dolch words Set 6.

Words: be, by, every, there, any, he, she, his her

Part C: Stories

Revise: Fruit Salad

New story: On the road

Part D: Sentence

Continue helping the student to write the recipe in 4 steps. When finished get the student to read it back. If time, draw a picture.

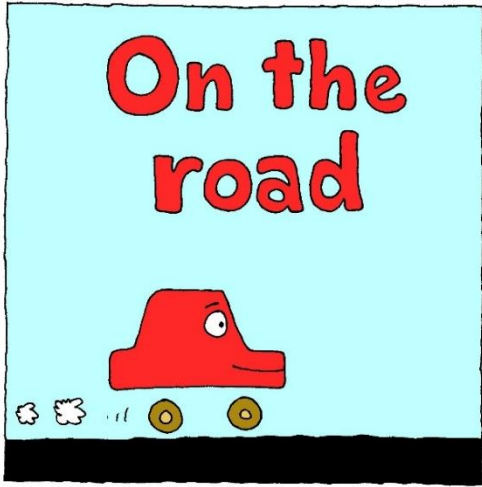
This is how you make fruit salad.

Step 1: Get


Step 2: Chop

Step 3: Put


Step 4: Mix




On the road




On the road going up.




On the road going up and up.




On the road at the top.




On the road going down.




On the road going down and down.




On the road on a bridge.




On the road in a forest.




On the road by the sea.




Off the road.




**Off the road
at the beach.**




**Off the road
in the sun.**




**Off the road
in the sun sleeping.**



**Off the road
in the sea.**



Off the beach.



Off the road ahhhhh.

Level 6 Lesson 5

Part A: Sounds – nk, pl and pr

pink	bank
ink	plum
think	plug
stink	plan
sink	prick
tank	pram

Have you seen pink ink?

The man went to sleep in his bunk.

I think I can smell a stink in the sink.

The dog fell in the tank.

The van ran into the bank.

Mum makes plum jam.

The plug came out of the sink.

I have a plan.

A pin can prick.

The baby is in the pram.

Part B: Sight Words

Dolch words Set 6.

Words: be, by, going, of, saw, have, **there,**

Part C: Stories

Revise: Fruit Salad

New story: Ants


Words to learn for this story: there, done, do, know, everywhere

Part D: Sentence

Use the blue Thinking Hat


What can we learn from the life of ants?

Ants




Ants go here, ants go there.

1



Ants are busy everywhere.

2




Getting food for when there's none,

3



there's so much work to be done.

4



They work together to make a hill.

5



Get it done, yes they will.

6



What's inside, do you know?

7



Baby ants! They need food to grow.

8

Level 6 Lesson 6

Part A: Sounds – sc, sk, and sl

scab	slap
skin	slop
skip	slap
desk	slot
slip	slam

The cut has a scab on it.

Skin is thin.

Run, hop, skip and jump.

Ben can sit at the desk.

Slip it into the slot.

The ticket will go in the slot.

Do not slam the door.

Part B: Sight Words

Levels 5 & 6

Dolch words Set 6.


Play Bingo with all words in Set 6

Part C: Stories

Revise: Ants

Revise any other story from Level 6

New story: Friends



Friends

1



Friends talk to each other.

2



Friends play together.

3



Friends pray together.

Level 10

4



Friends help each other.

5



We help our friends.

6



Friends are people we like.

7



We all have friends.

8

Level 6 Lesson 7

Part A: Sounds – st and tr

must	lost
stop	nest
best	cost
west	trick
test	truck
list	track
dust	trap
rest	trip

You must stop when it is red.

This is the best stem.

The sun sets in the west.

This is the list for the test.

The van made lots of dust.

The hen lost its nest.

It will not cost a lot.

I can do this trick well.

The truck went on the track.

The dog got stuck in a trap.

Do not trip and cut your skin.

Part B: Sight Words

Dolch words Set 6.

Play Bingo with all words in Set 6

Part C: Stories

Revise stories from Level 6

Level 6 Lesson 8 Test

Sounds

Ask the student to write the following words, or make them with bottle top letters:

flag (The flag is flying)

frog (The frog was on the log)

glad (I am glad that Jesus loves me.)

milk (I had a drink of milk.)

bump (The car went over a bump.)

mend (Mum will mend my clothes.)

tent (We slept in a tent.)

skin (A baby has soft skin.)

slam (Do not slam the door.)

trap (The animal was caught in a trap.)

Running Records test

Level 6: Let's Play

Number of words: 84


Words correct:

Accuracy rate: % (1 Error = 99%; 2 errors = 98%; 3 errors = 96%;
4 errors = 95%; 5 errors = 94%; 6 errors = 93%; 7 errors = 92%)

Comments:


Comprehension questions:

1. Did Red Hen play with Slosh the pig?
2. Did Pug the dog play with Slosh the pig?
3. Did Dan Duck play with Slosh the pig?
4. Did Pip the pup play with Slosh the pig?
5. Why did Pip the Pup want to play with Slosh the Pig?




Let's play

1



Slosh the pig went to see Red Hen.
"Will you play with me Red Hen?"
"No, not today. I am eating."

2




Slosh the pig went to see Pug the dog.
"Will you play with me Pug?"
"No not today. I am sleeping."

3



Slosh the pig went to see Dan Duck.
"Will you play with me Dan?"
"No, not today. I am swimming."

4



Slosh the pig went to see Pip the pup.
“Will you play with me Pip?”
“Yes, I will play. I love mud!”

5

Words to practice:

play
No
today
with

6

Answer yes or no.

Did Red Hen play with Slosh the pig?
Did Pug the dog play with Slosh the pig?
Did Dan Duck play with Slosh the pig?
Did Pip the pup play with Slosh the pig?

7

Thinking...

Why did Pip the pup want to play with Slosh the Pig?