

# Level 7 Lesson 1

## Part A: Sounds – ‘a’ with ‘e’ ending

### Introducing the ‘long a’

**Resource:** Progressive Phonics Picture Chart

*This chart shows the key words that represent other words in the group. In this case the key word is ‘snake’. We say that ‘rake’ goes with ‘snake’.*

<i>snake</i>	pale
rake	shape
cake	same
take	gave
sale	made

Sentences for the student to read, sounding out the long ‘a’:

I will bake a cake.

You must not pick up a snake.

## Part B: Sight words


Play Bingo with Dolch Words Set 6

## Part C: Stories

The Good Shepherd

**Words to learn:** good, find, finds, water, grass

## The Good Shepherd



This is a shepherd.

1



He looks after sheep.

2



He has a lot of sheep.


3



He loves his sheep.

4

Level 7



He finds grass for his sheep.

5



He finds water for his sheep.

6



Jesus is like a shepherd.  
He looks after us. He loves us.

7

What does God want me to do?

- Love Him
- Love my family
- Love other people
- Be kind and care for others

Level 7

8

## Level 7 Lesson 2

### Part A: Sounds – ai

#### The 'long a'

**Resource:** Progressive Phonics Picture Chart

*This chart shows the key words that represent other words in the group. In this case the key word is 'rain'. Rain **goes with** 'snail' etc.*

<i>rain</i>	brain
chain	paid
hail	paint
snail	Plain
pain	faint

Sentences for the student to read, sounding out the long 'a':

The rain came down the chain.

Rain, rain, go away. Come again  
another day.

### Part B: Sight words


Start Dolch Words Set 7

good, find, your, could, couldn't

### Part C: Stories


**Revise:** The Good Shepherd

**New story:** One Big Elephant




One big elephant sat in the sun.  
One big elephant had a lot of fun.

1




Two little cats sat by a tree.  
Two little cats sat by me.

2



Three bad pups went out to play.  
Three bad pups ran away.

3



Four wet frogs are here in this tub.  
Four wet frogs go rub-a-dub-dub.

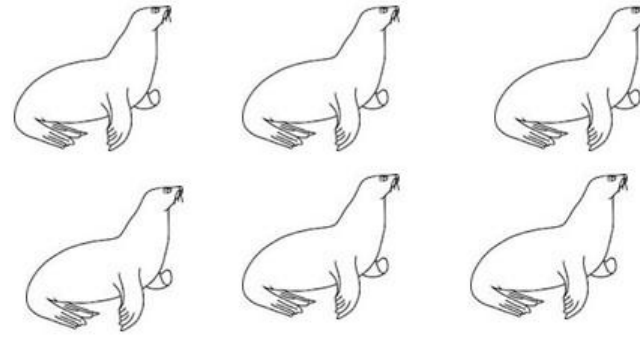
Level 7

4




Five fat fish swam in the sea.  
Five fat fish swam by me.

5



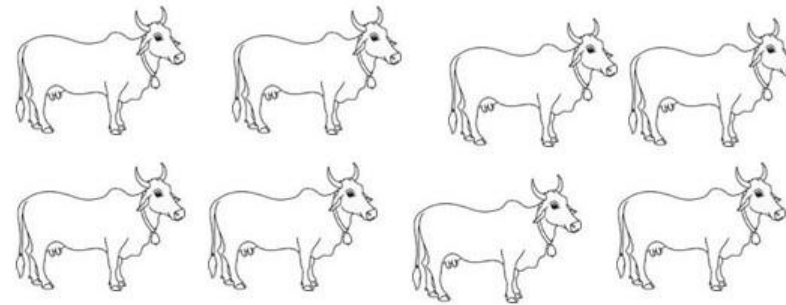
Six sad seals said, "Let's go out."  
Six sad seals said, "Let's play about."

6



Seven small spiders sat up on a wall.  
Seven small spiders were about to fall.

7



Eight big cows went for a walk.  
Eight big cows had a little talk.

Level 7

8

## Level 7 Lesson 3

### Part A: Sounds – ay

#### The 'long a'

**Resource:** Progressive Phonics Picture Chart

*This chart shows the key words that represent other words in the group. In this case the key word is 'pray'. Pray **goes with** 'tray' etc.*

<i>pray</i>	today
play	tray
clay	way
stay	sway
day	crayon

Sentences for the student to read, sounding out the long 'a':

The children played a game.

Come and stay for the day.

### Part B: Sight words

Dolch Words Set 7

good, find, your, could, couldn't

### Part C: Stories

**Revise:** The Good Shepherd and One Big Elephant

### Part C: Sentence

What does the Good Shepherd find for his sheep?

## Level 7 Lesson 4

### Part A: Sounds – a with y at the end

#### The 'long a'

**Resource:** Progressive Phonics Picture Chart

*This chart shows the key words that represent other words in the group. In this case the key word is 'lady'. Lady goes with 'lazy' etc.*

<i>lady</i>	wavy
lazy	gravy
shady	navy
baby	crazy

Sentences for the student to read, sounding out the long 'a':

The baby made a mess.

The lady is going to make gravy today.

### Part B: Sight words

Dolch Words Set 7

would, wouldn't, could, couldn't, today

### Part C: Stories

**Revise:** One Big Elephant

**New story:** Lizzie Lizard

**New words:** through, over, around

**Comprehension:** What is an ant hill? What is inside it? What do lizards like to eat? Where does Lizzie Lizard look for ants?


### Part C: Sentence

**Thinking Hats: the green hat** (a different ending / what else could have been done?)

*If Lizzie Lizard can't find any ants she could ..... (what else could she eat?)*




1



**Lizzie Lizard**

2



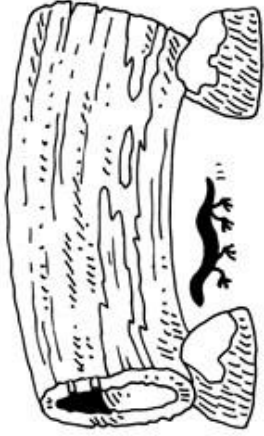
Lizzie Lizard is hungry.  
Lizzie Lizard goes to look  
for an ant hill.

3



over the rock...

4



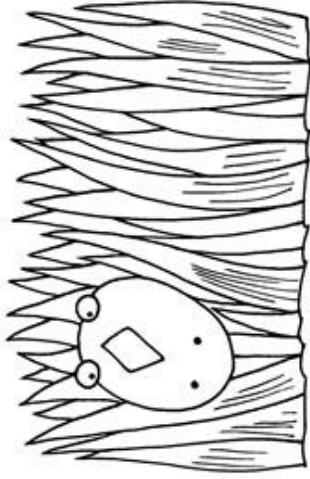
under a  
log...

5




around the  
tree...

6



through the grass...

7



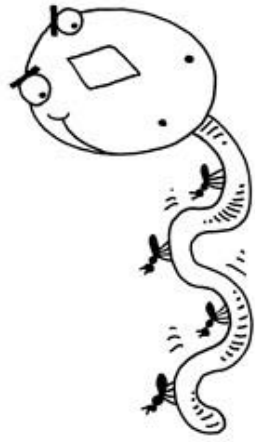
There is an ant hill!

8




Lizzy Lizard runs up the ant hill.

9



One ant, two ants,  
three ants, four ants,  
five ants ...

10




Lizzy Lizard gets them all.

11



Lizzy Lizard runs down the ant hill.

12



She looks for a rock  
and goes to sleep in  
the sun.

## Level 7 Lesson 5

### Part A: Sounds – ee

#### The 'long e'

**Resource:** Progressive Phonics Picture Chart

*This chart shows the key words that represent other words in the group. In this case the key word is 'tree'. Tree **goes with** 'sheep' etc.*

tree	keep
sheep	meet
feed	sleep
see	green
feet	sweep
deep	feel

Sentences for the student to read, sounding out the long 'e':

I have seen three sheep.

I would like to meet someone who keeps sheep.

### Part B: Sight words

Dolch Words Set 7

through, over, around, fast, how


### Part C: Stories

**Revise:** Lizzie Lizard


**New story:** Meet the dog

**New words:** scared, catch, I've, I'm, home


**Comprehension:**




Meet the dog.




Meet the cat.




Meet the bird.




Dog, meet the cat.



Cat, meet the bird.



Bird, meet the dog.



Dog, meet the pig.

## Level 7 Lesson 6

### Part A: Sounds – ea

#### The 'long e'

**Resource:** Progressive Phonics Picture Chart

*This chart shows the key words that represent other words in the group. In this case the key word is 'sea'. Sea **goes with** 'leaf' etc.*

sea	lean
teach	eat
beach	meat
leaf	speak
clean	read
bean	cream

**Sentences for the student to read, sounding out the long 'e':**

We eat these things: a bean, meat and cream.

I saw a leaf in the sea when I went to the beach.

### Part B: Sight words

**Dolch Words Set 7**

through, over, around, fast, how

### Part C: Stories

**Revise:** Lizzie Lizard

**New story:** Spider Hunt

### Part C: Sentence

**Thinking Hats: the red hat** (for feelings and emotions)

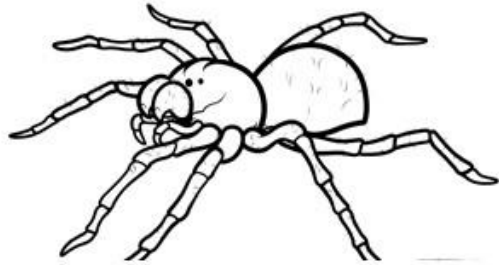
How would you feel if you saw a big spider?

*If I saw a big spider I would feel .....*

**Thinking Hats: the white hat** (for facts)


Where could you go to look for a spider?

*I could look for a spider .....*



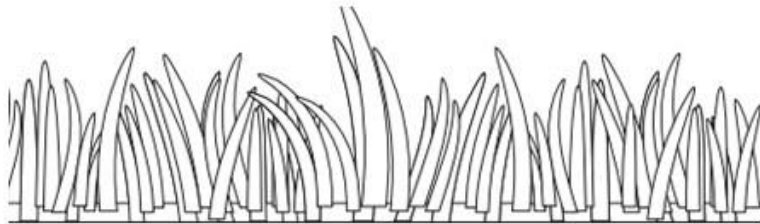
**Going on a spider hunt**

1



I'm not scared. I've got my jar to catch it in.

2



Here I go, looking for spiders. I go across the grass. I'm not scared.


3



Here I go, looking for spiders. I go over the rock. I'm not scared.


Level 7

4



Here I go looking for spiders. I go through the trees...Help! A spider!

5



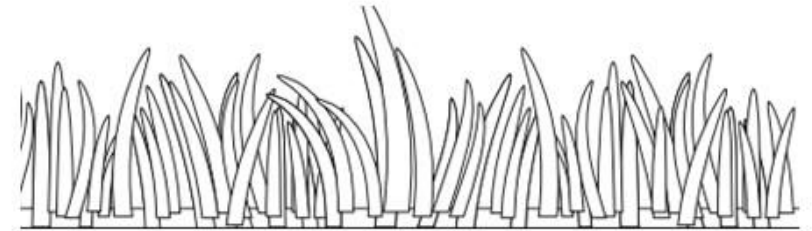
I run as fast as I can...through the trees.

6



I run as fast as I can...over the rock.

7



I run as fast as I can... across the grass. I'm home!

Level 7

8

## Level 7 Lesson 7

### Part A: Sounds – ey at the end of a word

#### The 'long e'

**Resource:** Progressive Phonics Picture Chart

*This chart shows the key words that represent other words in the group. In this case the key word is 'key'. Key **goes with** 'donkey' etc.*

key	honey
monkey	joey
donkey	kidney
chimney	valley
money	turkey

Sentences for the student to read, sounding out the long 'e':

Come with me to see the donkey.

You will find monkeys in the trees in the valley.

### Part B: Sight words

Dolch Words Set 7

New words: too, your, or, don't

### Part C: Stories

**Revise:** Spider Hunt

**New story:** The enormous turnip

Words to learn: green, leaf, leaves, pull, soup, wife

### Part C: Sentence

The Enormous Turnip

**Thinking Hats:** white (for facts)

Who help to pull up the turnip?

..... all helped to pull up the turnip.



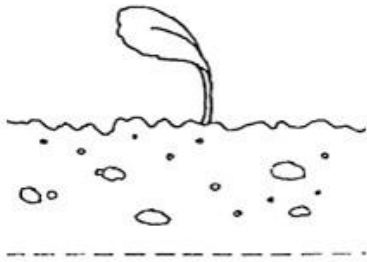
# The Enormous Turnip



1

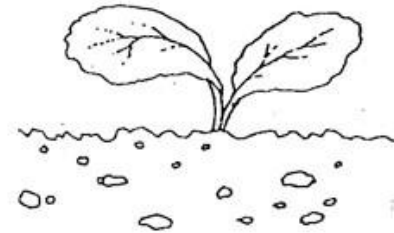


A man planted some turnip seeds. 2



Up came one green leaf.


3



Then there were two green leaves.


Level 7

4



The turnips grew and grew.

5



One turnip grew bigger than all the rest.  
It was too big for the man to pull up.

6



So the man called his wife, his children,  
his dog and his cat to help pull up the  
turnip.

7



The man's wife made turnip soup.

Level 7

8

## Level 7 Lesson 8

### Part A: Sounds – y at the end of a word

#### The 'long e'

**Resource:** Progressive Phonics Picture Chart

*This chart shows the key words that represent other words in the group. In this case the key word is 'pony'. Pony **goes with** 'funny' etc.*

<i>pony</i>	kindly
sunny	silly
funny	happy
runny	hungry

**Sentences for the student to read, sounding out the long 'e':**

I am happy when someone speaks kindly.

I like to eat when I am hungry.

### Part B: Sight words

Dolch Words Set 7

Play Bingo with Dolch word cards Set 7.

### Part C: Stories

**Revise:** Spider Hunt and The enormous Turnip

### Part C: Sentence

#### The Enormous Turnip

**Thinking Hats: the blue hat** (for something we can learn from the story)

What would have happened if the family did not help to pull the turnip?

*If the family did not help .....*

## Level 7 Lesson 9

### Test

#### *Sounds*

Test the student's spelling by asking them to write these words one at a time.

1. **take** – I will take my lunch.
2. **snail** – a snail slides along the ground.
3. **play** – I will play with my friend today.
4. **lady** – I met a lady wearing a red dress.
5. **feet** – I have two feet.
6. **sheep** – A shepherd looks after sheep.
7. **meat** – We eat meat.
8. **read** – I can read very well.
9. **honey** – Bees make honey.
10. **pony** – I would love to have a ride on a pony.

Give a score out of 10 and record it on the Progress chart.

#### *Running Records Test*

#### Level 7 Baby Birds

Number of words: 82


Words correct:

**Accuracy rate:** % (1 Error = 99%; 2 errors = 98%; 3 errors = 96%; 4 errors = 95%; 5 errors = 94%; 6 errors = 93%; 7 errors = 91%)

**Comments:**

**Comprehension questions:**

1. What do little birds like to eat?
2. How do baby birds get their food?
3. What food did Mother bird bring back for the baby birds?




Baby birds

1



Two little birds are hungry.  
Mother bird looks for some food.

2



Here are some seeds under a plant.


3



Here are some insects in the grass.

Level 7

4



Here is a worm in the mud.  
Yes, that's what the little birds want.

5



Mother bird gets the worm.  
She goes back to the baby birds.

6



The little birds open their beaks.  
Mother bird gives the worm to one  
little bird.

7



One little bird is still hungry.  
Mother bird goes to get some more food  
for him.

Level 7

8