

Level 8 Lesson 1

Part A: Sounds – i with e at the end

The 'long -i'

Resource: Progressive Phonics Picture Chart

This chart shows the key words that represent other words in the group. In this case the key word is 'five'. Five **goes with** 'smile' etc.

five	hike
fine	smile
ride	shine
like	kite
bike	bite

Sentences for the student to read, sounding out the long 'i':

I can make a fine line.

I would like to ride a bike.

Part B: Sight words

Dolch Words Set 7

Play Bingo with Dolch word cards Set 7.

Part C: Stories

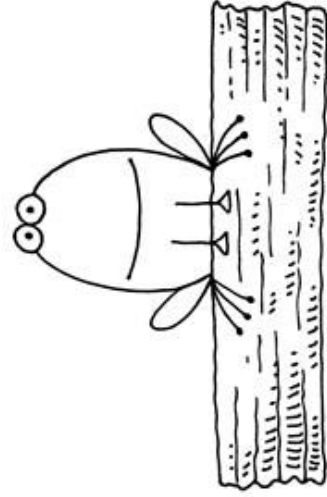
New story: Lucky Frog

Part C: Sentence

Use the **green** Thinking Hat for a different ending.


Lucky Frog was asleep on his log. What could have happened if the fly did not go by and wake Lucky Frog?

1



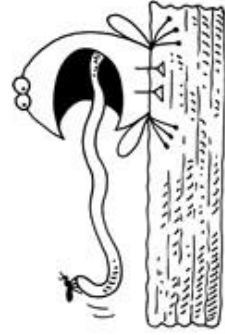
Lucky Frog

2




Lucky Frog sits on a log.
He wants to have a nap
in the sun.
Buzz Buzz, a fly goes by.
“I will get that fly,” says
Lucky. “Yum.”

3



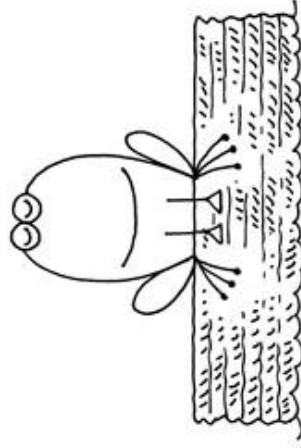
Lucky frog sits on a log.
He sits on a log in the
sun. Scuttle, scuttle, an
ant goes by. “I will get
that ant,” says Lucky.
“Yum.”

4




Lucky frog sits on a log.
He sits on a log in the sun.
Hop, hop, a grass hopper
goes by. “I will get that
grass hopper,” says
Lucky. “Yum.”

5




“ZZZZ, zzzz,” goes Lucky
Frog.
He has his nap in the sun.

6



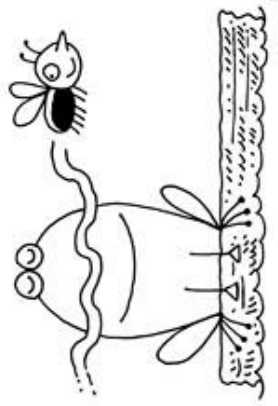
Swish, swish, a croc
swims by.

7



“I will get that frog,”
says Croc.

8



Buzz, buzz, a fly goes
by.

9



Lucky Frog wakes up.
He sees Croc.

10



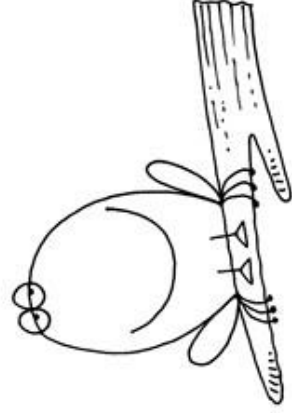
Hop, hop, goes
Lucky Frog.

11



Snap, snap, goes
Croc.

12



Croc did not get Lucky
Frog.
Just as well the fly
went by!

Level 8 Lesson 2

Part A: Sounds – ie

The ‘long -i’

Resource: Progressive Phonics Picture Chart

*This chart shows the key words that represent other words in the group. In this case the key word is ‘pie’. Pie **goes with** ‘tie’ etc.*

<i>pie</i>	lie
tie	die

Sentences for the student to read, sounding out the long ‘i’:

We must not tell a lie.

If a plant does not get any water it will die.

I would like to eat a pie.

Part B: Sight words

Dolch Words Set 7

Play Bingo with Dolch word cards Set 7.


Part C: Stories

Revise: Lucky Frog

New story: Baby Chicks


Part C: Sentence

How does a chick get out of its shell?




Baby chicks

1



Mother hen is sitting on her nest.
She is sitting on five eggs.

2



She keeps the eggs warm with
her soft body.

Level 8

3



After some time, mother hen feels
something. A little chick wants to
come out of its egg. The little
chick pecks at the shell.

4




A little head comes out. Then his body comes out. Mother hen has one new chick.

5



Now some more eggs are cracking open. More chicks come out.

6



Soon mother hen has five fluffy baby chicks.

Level 8

7



She looks after her chicks. They stay with her. When they want to rest they go under mother hen's wings.

8

Level 8 Lesson 3

Part A: Sounds – y and the end

The 'long -i'

Resource: Progressive Phonics Picture Chart

*This chart shows the key words that represent other words in the group. In this case the key word is 'fly'. Fly **goes with** 'try' etc.*

fly	fry
try	sky
dry	by
shy	cry

Sentences for the student to read, sounding out the long 'i':

A fly went by in the sky.

I will try to fry the egg.

Don't cry. Dry your eyes.

Part B: Sight words

Revise any Dolch Words Sets 1 - 7

Part C: Stories

Revise: Lucky Frog and Baby Chick

Level 8 Lesson 4

Part A: Sounds – ‘igh’

The ‘long -i’

Resource: Progressive Phonics Picture Chart

*This chart shows the key words that represent other words in the group. In this case the key word is ‘light’. Light **goes with** ‘high’ etc.*

<i>light</i>	might
tight	fright
right	bright
flight	high

Sentences for the student to read, sounding out the long ‘i’:

I might get it right.

I got a fright when I took a bite.

We will fly high in the sky.

Part B: Sight words

Revise any Dolch Words Sets 1 - 7

Part C: Stories

Revise: Baby Chick


New story: Henny Penny

Part D: Sentence

Use the **black** Thinking Hat

What bad thing happened to the hen, the rooster, the duck and the turkey?

Henny Penny




Henny Penny was walking along when some nuts fell on her head.

1


“The sky is falling! The sky is falling!”
she said.
“I must go and tell the king.”

2




On the way she met Cocky Locky.
“Come with me,” she said. “We must
tell the king that the sky is falling.”

3




On their way they met Ducky Lucky.
“Come with us,” they said. “We must
tell the king that the sky is falling.”

4




On their way they met Turkey Lurkey.
“Come with us,” they said. “We must
tell the king that the sky is falling.”

5



On their way they met Foxy Loxy.
“Come with us,” they said. “We must tell
the king that the sky is falling.”

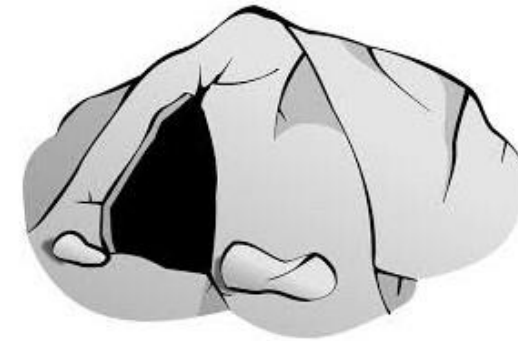
6



“Yes I will go with you,” said Foxy Loxy.
“I will show you the way.”

7

Level 8



But Foxy Loxy did not take them to the
king. He took them to his cave. That was
the end of Henny Penny, Cocky Locky,
Ducky Lucky and Turkey Lurkey.

8

Level 8 Lesson 5

Part A: Sounds – o with e at the end

The 'long -o'

Resource: Progressive Phonics Picture Chart

*This chart shows the key words that represent other words in the group. Note that in certain words the 's' makes the 'z' sound, e.g. 'nose' **goes with** 'rose' etc.*

<i>nose</i>	<i>note</i>
hose	pole
close	home
chose	stone
	phone
	wrote

Sentences for the student to read, sounding out the long 'o':

She spoke a long time on the phone.

I went home and wrote a note.

I chose a rose.



Part B: Sight words

Revise any Dolch Words Sets 1 - 7


Part C: Stories

Revise: Henny Penny, and any other stories from Level 8.


**I'm the only
one of me!**




**A chicken looks
like its Mum.**




**A puppy looks
like a dog.**




**A foal looks
like a horse.**




**A kitten looks
like a cat.**




**A faun looks
like a deer.**




**A kid looks
like a goat.**



**A cub looks
like a bear.**



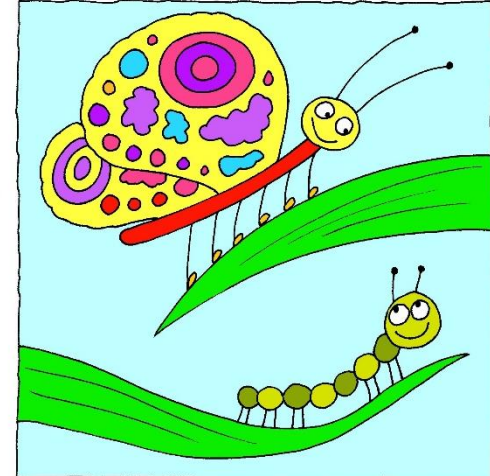
A calf looks like a cow.




A tadpole looks like a frog.



No it does NOT!



A caterpillar looks like a butterfly.




No it is NOT!



I do not look the same as you.



Well... there IS someone.



My twin sister.

Level 8 Lesson 6

Test

Sounds

Test the student's spelling by asking them to write these words one at a time.

1. **ride** – I would like to ride a horse
2. **shine** – The sun will shine today.
3. **smile** – I smile when I am happy.
4. **light** – God made the light.
5. **lie** – We must not tell a lie.
6. **dry** – The clothes are dry.
7. **sky** – The sun is in the sky.
8. **nose** – My nose is on my face.
9. **close** – Please close the door.
10. **stone** – I hurt my foot on a stone.

Give a score out of 10 and record it on the Progress chart.

Running Records Test

Level 8 Hungry Cat and Hungry mice

Number of words: 101


Words correct:

Accuracy rate: % (1 error = 99%; 2 errors = 98%; 3 errors = 97%; 4 errors = 96%; 5 errors = 95%; 6 errors = 94%; 7 errors = 93%; 8 errors = 92%; 9 errors = 91%; 10 errors = 90%; 11 errors = 89%; 12 errors = 88%; 13 errors = 87%)

Comments:


Comprehension questions:

1. Why didn't the mice want to come out of their hole?
2. When did they come out?
3. What good thing happened at the end of the story?




Hungry cat and hungry mice

1



A cat is looking for some food to eat.

2



Some little mice are in their hole.
They can see the cat.


Level 8

3




They are hungry too but they will not
come out. They will stay there until the
cat has left them.

4




The cat goes to sleep. The mice come out of their hole.

5



They run and get some food. Then they run back into their hole. The cat is still sleeping.


6



Then the cat wakes up. The cat is still hungry.

Level 8

7



Mum puts some food out for the cat. The cat runs and eats the food. Now the cat is not hungry.

8