

Level 9 Lesson 1

Part A: Sounds – oa

The long ‘o’

Resource: Progressive Phonics Picture Chart

This chart shows the key words that represent other words in the group. In this case the key word is ‘boat’. We say that ‘boat’ goes with ‘soap’.

<i>boat</i>	float
goat	soap
float	road
loaf	toad

Sentences for the student to read, sounding out the long ‘o’:

A boat with a hole in it will not float.

A saw a toad on the road.

The goat ate the loaf.

Part B: Sight words


Begin learning Dolch words Set 8. Choose 5 words

Part C: Stories

New story: Four Little Ducks


Part D: Sentence

Why do you think the ducks went away?




Four little ducks went out one day,
over the hills and far away.

1




Mother duck said, "Quack, quack,
quack, quack," and only three little
ducks came back.

2




Three little ducks went out one day,
over the hills and far away.

3




Mother duck said, "Quack, quack,
quack, quack," and only two little
ducks came back.

4




Two little ducks went out one day,
over the hills and far away.

5



Mother duck said, "Quack, quack,
quack, quack," and only one little
duck came back.


6



One little duck went out one day,
Over the hills and far away.
Mother duck said, "Quack, quack,
quack, quack," and none of the four
little ducks came back.

7

Level 9



Mother duck went out one day,
Over the hills and far away.
Mother duck said, "Quack, quack,
quack, quack," and all of the four little
ducks came back.

8

Level 9 Lesson 2

Part A: Sounds – ow

The long 'o'

Resource: Progressive Phonics Picture Chart

The key word is 'snow'. Snow **goes with** 'blow'.

<i>snow</i>	slow
bow	blow
low	throw
tow	grow
show	know *

Explain the silent 'k' in 'know'.

Sentences for the student to read, sounding out the long 'o':

In the snow plants are slow to grow.

She tied the gift with a bow.

The tug boat will tow the small boat.

Part B: Sight words

Continue with Dolch words Set 8.

Part C: Stories

Revise: Four Little Ducks

New story: The boy who cried wolf.

Comprehension: Use the **blue** Thinking Hat. What can we learn from this story?

Part D: Sentence

Use the **black** Thinking Hat.

What bad thing happened in the story?

The boy who called "wolf"



A boy looked after sheep.
That was his job.

1



One day he wanted to play a trick.
"I will tell the boys and girls that a wolf
is coming," he said.

2



"Here comes the wolf," he called.
But there was no wolf. It was only a
trick.

3



The Mums and Dads and boys and girls
all came to help. But soon they saw that
there was no wolf.

Level 9

4



The Mums and Dads and boys and girls
all went away.
The boy wanted to play the trick again.

5

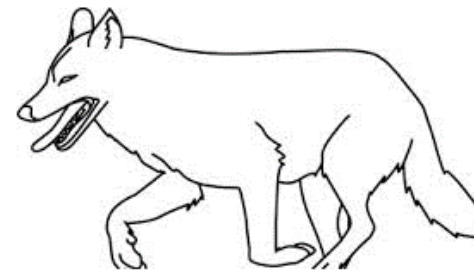


“Here comes the wolf,” he called.
But there was no wolf. It was only a
trick.

6

The Mums and Dads and boys and girls
did not come because they did not want
to be tricked again.

7



One day a wolf came. The boy called,
“The wolf is here.” But no one came to help.
No one liked his tricks. The wolf ran away
with one of the sheep. The boy was sad that
he had played tricks.

Level 9

8

Level 9 Lesson 3

Part A: Sounds – u with e ending

The long ‘u’

Resource: Progressive Phonics Picture Chart

The key word is ‘cube’. Cube **goes with** ‘tune’.

cube	tune
tube	rude
flute	rule

Sentences for the student to read, sounding out the long ‘u’:

He can play a tune on the flute.

A cube has six sides.

It is good to follow the rules.

Part B: Sight words

Continue with Dolch words Set 8.

Part C: Stories

Revise: Four Little Ducks and The boy who cried wolf.

New story: The boy who cried wolf.

Level 9 Lesson 4

Part A: Sounds – ue

The long 'u'

Resource: Progressive Phonics Picture Chart

The key word is 'glue'. Glue **goes with** 'clue' etc.

glue	true
blue	due
clue	value

Sentences for the student to read, sounding out the long 'u':

What is the value of the ring?

Some things are true and some are not.

Glue can be blue.

Part B: Sight words

Continue with Dolch words Set 8.

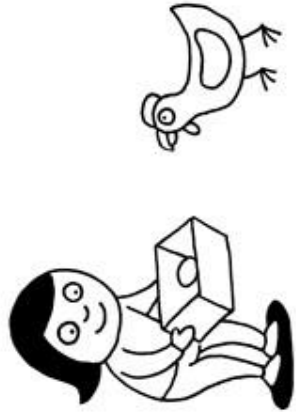
Part C: Stories

Revise: The boy who cried wolf

New story: Lily and the eggs

Part D: Sentence

Use the **yellow** Thinking Hat. What good thing happened in the story?




Lily and the eggs

1

2

“Go and get the eggs
Lily,” said Mum.
“They can go in this
box.”




Lily went to see the hens.
Out came Red Hen.

3

4

“Where are the eggs
Red Hen?” asked Lily.
“Cluck cluck,” said Red
Hen.

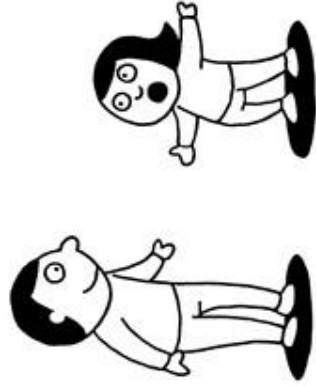



“Oh no!” said Lily.
“Sneaky Snake has been
here. Look at the egg
shells!” There are only
two eggs left.”

5

6

“I will get Dad to make
a trap for Sneaky
Snake,” said Lily.





Dad dug a big pit next to the hen house.

7




He put some eggs in the pit for Sneaky Snake.

8




When Sneaky Snake came the next day he saw the eggs. He tried to get the eggs.

9



Sneaky Snake set off the trap that Dad had made. A big lid came down on top of the pit.

10



Dad came and got Sneaky Snake with a big stick and a bag. Into the bag went Sneaky Snake. Dad took Sneaky Snake to the zoo.

11



Sneaky Snake likes it at the zoo. He has lots of snake friends. He gets insects but he cannot get eggs. Lily is glad and so is Red Hen.

12

Level 9 Lesson 5

Part A: Sounds – oo

When 'oo' sounds like the long 'u'

Resource: Progressive Phonics Picture Chart

The key word is 'spoon'. 'Spoon' goes with 'room' etc.

<i>spoon</i>	tool
moon	pool
soon	choose
stool	room
tooth	food

Sentences for the student to read, sounding out the long 'oo':

I use a spoon to eat my food.

I will choose a room.

The moon will soon be in the sky.

Part B: Sight words

Continue with Dolch words Set 8.

Part C: Stories

Revise: Lily and the eggs

New story: Rizzie Rat

Part D: Sentence


Use the **white** Thinking Hat, (for facts).

What did Sam grow in his garden?



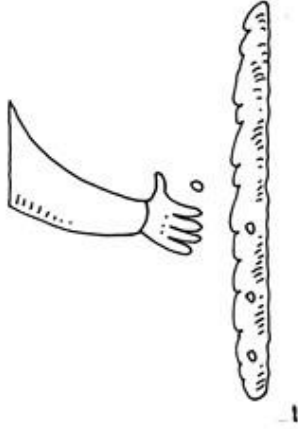
Rizzy Rat

1




Sam wants to make a vegetable garden.
He digs and digs.

2



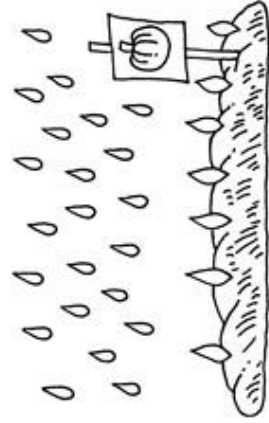
He drops in some seeds.
One row of green beans,

3



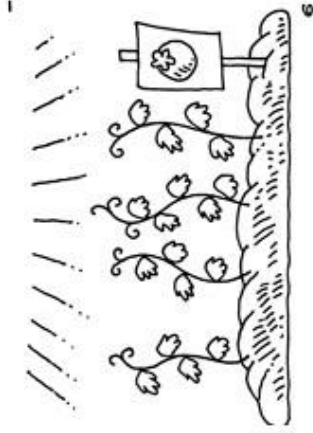
one row of orange pumpkins, and one row of red tomatoes.

4




Here comes the rain.

5



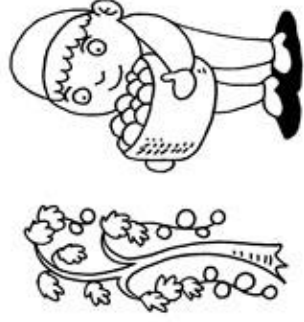
Here comes the sun.

6




The little seeds grow into big plants. The vegetables are ready.

7



Sam picks the red tomatoes. Sam picks the green beans.

8



But look at the pumpkins. Something has been eating them!

9



Sam sees little footprints. It's Rizzy Rat!

10



"I will get rid of that rat," says Sam. Sam gets Kitty Cat. He gets a bed and a dish of fish for Kitty to eat.

11



"Here Kitty, you can sleep here in the garden," says Sam. "When Rizzy Rat comes back he will run away!"

12

Level 9 Lesson 6

Part A: Sounds – ew

When 'ew' sounds like the long 'u'

Resource: Progressive Phonics Picture Chart

The key word is 'chew'. Chew **goes with** 'new' etc. Explain the silent 'k' in 'knew'.

chew	screw
blew	few
threw	new
grew	knew*
drew	stew

Sentences for the student to read, sounding out the long 'ew':

Dad will fix the stool with a screw.

I cannot chew this stew.

The wind blew a few branches off the tree.


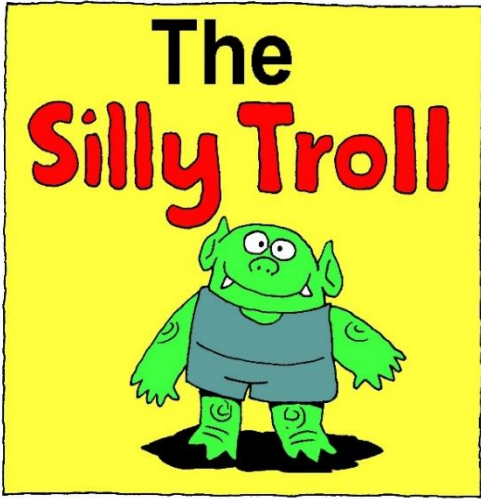
Part B: Sight words

Continue with Dolch words Set 8.


Part C: Stories

Revise: Lily and the Eggs and Rizzie Rat

New story: Silly Troll




Bridge.




Goat.



Troll under bridge.




Goat comes to bridge.




Goat goes trot trot trot on bridge.




Troll jumps.
"Get off my bridge!"




Troll says
"Do not pass!"




"What will you do?"




"I will eat you" says the troll.



"May I buy your bridge?"
says goat.



"You want to buy my bridge?"
says troll.




"One hundred dollars"
says troll.



"Here is one hundred
dollars" says goat.



"Get off MY bridge!"
says goat.



Silly, silly troll.

Level 9 Lesson 7

Test

Sounds

Ask the student to write the following words as you read them one word at a time.

1. **goat** – The goat ate my hat.
2. **float** – A boat can float.
3. **show** – Please show your ticket.
4. **grow** – Plants grow well when there is sun and rain.
5. **tune** – He played a tune on the flute.
6. **rule** – Putting your rubbish in the bin is a good rule.
7. **blue** – The sky is blue.
8. **spoon** – We eat soup with a spoon.
9. **room** – A shed has only one room.
10. **blew** – The wind blew the leaves away.

Records the score on the Progress Chart.

Running Records Test

Level 9 Butterfly Blue

Number of words: 97

Words correct:

Accuracy rate: % (1 Error = 99%; 2 errors = 98%; 3 errors = 97%; 4 errors = 96%; 5 errors = 95%; 6 errors = 94%; 7 errors = 93%)

Comprehension:

1. Which butterfly was unkind?
2. How did the yellow butterfly feel?
3. What good thing happened at the end of the story?

Record the score on the Progress Chart.



Butterfly Blue

1




This is the story of Butterfly Blue.
A yellow one said, "Can I play
with you?"

2



"No," said Blue, "you can't play
with me." So Yellow flew
away as sad as can be.

3



Yellow flew off and cried in a tree.
But Blue was far away and didn't see.

Level 9

Jill Kemp www.lambsongs.co.nz

4



Blue had fun flying low and high,
but she wasn't very kind to the
yellow butterfly.

5



Then one day Yellow came to see Blue.
She asked again, "Can I play with you?"

6



"Yes," said Blue. So off they flew.

7



They had fun together with so much
to do.

Level 9

8