

# Light and the eyes

## God is Pure and Holy Year 6

God created light on the first day of creation. Light is essential to life. God Himself is light. Light is a symbol of goodness and purity, as opposed to darkness (a symbol of that which is evil). God wants us to walk in His light and live a life of purity. God is light. To walk in God's light is to walk in purity. To exclude God is to walk in darkness. Before the sun was created, the earth was illuminated by God's own light. From the book of Revelation, we understand that God's light will not allow any darkness or night in the Kingdom. Jesus Christ is a light to the world. As Christians we should reflect this light so that others may see Him.

### Key Questions

- What is light?
- How does light make you feel?
- What is darkness?
- How does darkness make you feel?
- Why does light remind us of the things that come from God?
- Why does darkness remind us of things that come from Satan?
- What does the Bible mean by 'walking in the light'?
- Who is the light of the world?
- How is life dependent on light?
- Has God always been there?
- What is the meaning of the word 'create'?
- Why did God call the light 'good'?

### Activities

- Define a star. Compare the light of a star to the light of a planet.
- Use models to demonstrate an eclipse of the moon or sun, what causes day and night, what causes tides and what creates our year of 365.25 days.
- Explain what is meant by a light year. Relate how long sunlight takes to reach the earth and name the nearest stars to earth.
- Draw constellations and recognize them in the night sky.
- Conduct shadow activities with a torch.
- Make a shadow stick and measure shadow length.
- Look at light through materials: transparent, translucent, opaque.
- Make a spectrum to see colour and rainbows.
- Explore light rays that are both reflected and refracted.
- Explore the possibilities of flashlights e.g. large, small, for strength and distances of beam.
- Study the eye and relate this to the camera.
- Study some optical illusions.
- Study light and reflection associated with road transport e.g. reflectors, car lights, rear vision mirrors, traffic lights, flashing lights, illuminated signs.
- Research the history of lighting.

# Year 6 Values

## God is Pure and Holy Responsibility

### Responsibility is...

- Being willing to be accountable for your behavior
- Acting in a mature way
- Being in charge of a person, a group of people, or material things

Being responsible is a sign of maturity. Parenting requires a great amount of responsibility. A baby depends on its parents to care for it in a responsible way. To be away from the baby, the parents will have to organize a baby sitter.

### A responsible person...

- does whatever they agree to do. They follow through on their commitments.
- answers for their own actions. They don't make excuses or blame others for what they do. They accept their responsibility of being in charge.
- takes care of their own matters. They don't rely on others to remind them when they are supposed to be somewhere or what they are supposed to bring.
- is trustworthy. If somebody lends them something, that person knows it will be taken care of, and returned.
- makes good judgments, wise decisions and wise choices.
- doesn't put things off. When they have a job to do, they do it.

### Activities

1. Make a list of jobs a responsible parent has to do when caring for their children.
2. Make a list of responsibilities YOU have in your life at the moment.
3. Make a list of things you could improve on to become a more responsible person.

### What does the Bible say about responsibility?

Luke 16:1-10 The parable of the dishonest manager

# Art Year 6

## God is Pure and Holy

### Light and the eyes

**Wall art text:** Live like people who belong to the light. Ephesians 5:8

#### **Visual observation**

**Aim:** To encourage the students to use their eyes to see in detail the things around them, and to develop the skill of visual observation.

- Look through a small hole in a piece of cardboard. Take your cardboard outside and look at plants, trees, flowers, grass, stones. Look at these things carefully.
- Paint some of the things you saw outside.

#### **Painting: experimenting with colour**

- Experiment with primary colour, mixing to make other colours.
- Create a colour wheel using the colours of the rainbow.
- Paint a composition using warm colours.
- Paint a composition using cool colours.
- Paint a composition using earthy colours, e.g. browns, reds, oranges
- Paint a watercolour scene using wet paper and a sponge. Watch how the colours merge together.
- Paint a colourful scene, e.g. snorkelling on a coral reef; a flower garden
- Paint a colourful scene, e.g. fireworks; an explosion in the paint factory

#### **Painting: tone and hue**

- Create a 'wash-off' painting. First paint the page with thick white paint. Allow to dry. Now paint with thin black paint. Wash off.
- Make a charcoal drawing and paint over it with a thin wash.
- On a practice piece of paper, practice blending black and white in various tones.
- Now paint a scene of your choice using only black and white paint.
- On a practice piece of paper develop various hues of one colour, e.g. if you choose green, start with white, then add a tiny bit of green for light green. Then add more, little by little, until you have dark green. Show the colours on your page from lightest to darkest.
- Paint a scene of your choice using white and one other colour. Try to include as many hues as possible.

# Practical Science 1

## Topic: Light

### Split light to make a rainbow

[http://www.madaboutscience.com.au/store/index.php?main\\_page=page&id=40](http://www.madaboutscience.com.au/store/index.php?main_page=page&id=40)

Split light without a prism Want to make a rainbow but don't have a prism? Here's a simple way to make one anytime the sun is shining. Suitable for kids aged 5 +

#### What you need:

- Shallow dish
- White wall (or large piece of white paper/card)
- Small mirror
- Water
- Sunlight (the stronger the better)

#### What to do:

1. Pour some water into the shallow dish.
2. Place the small mirror in the water and prop it at an angle against the side of the dish.
3. Put the dish near a sunny window and position the mirror so that sunlight bounces off it onto a white wall.
4. If you don't have a white wall, you can use a large piece of white card or paper attached to the wall.
5. You should see a faint rainbow appear on the white wall or paper. If not, adjust the mirror until you see it.

#### How does it work?

The water in the shallow dish acts like a prism. When the sunlight travels from air into water it slows down and bends. The seven different colours that make up white light travel at different speeds and therefore bend at slightly different angles. The mirror reflects the different colours so the rainbow spectrum appears on the wall.

# Practical Science 2

## Topic: Light

### Bend a Straw with Your Eyes (Optical illusion)

<http://www.sciencekids.co.nz/experiments/strawbending.html>

Using the power of your eyes, bend a straw sitting in half a glass of water without even touching it! It sounds like magic but it's really another amazing scientific principle at work.

#### What you'll need:

- A glass half filled with water
- A straw
- 2 eyes (preferably yours)

#### Instructions:

1. Look at the straw from the top and bottom of the glass.
2. Look at the straw from the side of the glass, focus on the point where the straw enters the water, what is strange about what you see?

#### What's happening?

Our eyes are using light to see various objects all the time, but when this light travels through different mediums (such as water & air) it changes direction slightly. Light refracts (or bends) when it passes from water to air. The straw looks bent because you are seeing the bottom part through the water and air but the top part through the air only. Air has a refractive index of around 1.0003 while water has a refractive index of about 1.33.

# Practical Science 3

## Topic: Light and the eyes

### Find your blind spot

#### You will need:

Two symbols drawn on a piece of paper: a cross and a target



#### What to do:

1. Hold the paper up to your face, so that the cross is in front of your right eye.
2. The picture of the 'target' should be to the right of your face
3. Close your left eye. Focusing on the cross, slowly move the paper away from your face.
4. As you move the page away from your face, you notice that at some point you can't see the 'target' within your peripheral vision; you've found where your blind is!
5. Why Does This Happen?
6. The blind spot occurs due to the structure of the eye. When light travels it reaches the back of the eye, its wavelength is interpreted by the group of cells collectively called the retina.
7. In the middle of the retina is an area called the fovea, a place where many blood vessels are located. As there are no cells that detect light within the fovea, there is a natural 'blind spot' created in your field of vision. Luckily your eye moves up to 3 times a second, adjusting for this blind spot!

<http://www.fizzicseducation.com.au>

# Ruatoka and Tungane

Biography



In the year 1871, James Chalmers and other members of the London Missionary Society at Rarotonga met to plan a new venture. They had heard the call of God to send out a team of trained islander teachers to bring the Christian message to the people of British New Guinea. They met to select the team from among their graduates from the Institution. Mr. Murray and Mr. Wyatt Gill who were to lead the team joined them.

“I believe Ruatoka should be included,” said James Chalmers, the Principal of the missionary training school. “He’s a good man. He was an excellent student in the mission school on Mangaia. He has also done well here.”

“All that is true, James, but he has been very ill lately. He actually had a complete breakdown in health. I don’t think he would be strong enough physically to stand up to the hard life of a pioneer missionary. He would have to cope with different food, malaria and all the other tropical diseases. It’s a different climate. He is a good man, but I doubt if he would survive life in a strange country. It would be a waste of a good life to send him out.”

Nevertheless, Ruatoka and his wife, Tungane, were chosen to go with the team.

“I’ll improve in health, Tungane. If God wants me to go to British New Guinea, He will make me well,” Ruatoka said.

Sometimes he had doubts and wondered if his health might fail again, but he did continue to improve and was ready to join the other four couples. When the ship left Rarotonga they went first to Samoa where they picked up Piri and Maki, then proceeded to Lifu in the Loyalty Islands to take Mataika and his wife on board before going to Port Moresby.

The mission teachers were placed in villages around the south coast of British New Guinea, east and west from Port Moresby, but Ruatoka and Tungane stayed in the town. In the early years the teachers experienced very difficult times. Sometimes they were short of food. There was the constant battle with malaria and other tropical diseases. At night they would hear the sounds of village people stalking around their houses and they would lie awake, afraid to fall asleep in case they were attacked.

When teachers became ill with fever they would be brought in to Port Moresby where Ruatoka and Tungane cared for them and encouraged them. Sadly, sometimes a teacher did not recover and Ruatoka gave him a Christian burial.

However as the years passed by and people began to accept the Christian message, they saw changes in the lives of those who believed in the Creator God and His Son Jesus Christ.

Ruatoka and Tungane soon learned the language and began to understand the culture of the people. Then, when new teachers came from Rarotonga, before they went out to the coastal village where they were to serve, they spent their first weeks in New Guinea with Ruatoka in Port Moresby. Ruatoka's helped them learn the local language and the culture.

One day, in 1878, Ruatoka noticed a small group of white strangers in the town. "I wonder what those men want?" he said, "they don't look like traders. And they're carrying digging tools."

"They're looking for gold," replied another missionary. "They've heard that there's gold in the mountains behind Port Moresby. They want to get in and find it first, because it's worth a lot of money. It's sure to bring in a lot more gold-seekers."

Sure enough, each time a ship arrived in the port, there were more prospectors trekking in to the mountains, joining the growing number already there. They set up a camp in the mountains near the gold deposit, and made Port Moresby their headquarters.

Ruatoka and Tungane built up a friendship with them. Whenever one became ill or was hurt they took care of him until he recovered. They were for ever caring for the gold prospectors, whatever their needs.

One day a village man came to Ruatoka.

"I heard that some of the inland tribal villagers are planning to attack the prospectors' camp," he told him.

"We'll have to stop that," replied Ruatoka. "Thank you for telling me, my friend."

He visited the prospectors in their camp. "Just be careful," he warned. "I've heard that some of the mountain villages are planning to attack you."

"Yes," commented one of the gold-diggers, "We've noticed a number of them sneaking around the camp at night. We've had a feeling they were planning something."

"I'll go and talk with them and try to persuade them not to attack," said Ruatoka,

"We'll send some men with you," offered the prospectors, who promptly gathered a group of men armed with guns to join Ruatoka.

"No, we don't need guns, men," Ruatoka objected, "That will only make things worse."

Ruatoka chose a few of his friends and set off unarmed for the village of Moumiri where the attacking tribes had planned to gather. When they arrived at Moumiri they found several tribes had assembled there, all in a war-like frame of mind. The situation looked very threatening.

"You missionary, you get out of this village or we'll kill you," they warned.

"Why do you want to kill me?" Ruatoka asked, standing his ground. "What have I done to you?"

He reasoned with them, preached to them, prayed for them, until in the end they went back to their villages without any weapons being used. After this incident, with Ruatoka's intervention, the prospectors had no more difficulties.

One day, late in the afternoon, two village men came to Ruatoka, "We found a man lying beside the track to the gold-diggers' camp. He was staying in the camp for a while but became ill. He was on his way to Port Moresby, but was too sick. We left him lying beside the track."



“Why didn’t you carry him in to the town?” Ruatoka asked them. “You know I would help anyone who is in trouble.”

“The man was nearly dead,” replied the villagers, “if he died while we were carrying him his spirit would haunt us forever. So we left him there, but we thought we would tell you.”

“Will you come back with me and show me where he is?” asked Ruatoka.

But the men refused to go, out of fear that the man would die. Although it was now almost dark, Ruatoka took a long piece of cloth, a small lantern and a bottle of water and started out in search of the man. About five miles out he heard low moaning in the long grass. Following the sound he finally located the sick man, close to death and quite unconscious. After giving him a little water, he fastened the cloth around the man, took the two ends in his hands, bent down and managed to lift him on to his back. Then he began the return journey, crossing a range of hills and finally arriving back at his home as dawn was breaking. Carefully, he lay the sick man down on their bed and left Tungane to care for him, while Ruatoka lay down to recover from a most exhausting journey.

Next to the mission property where Ruatoka had his home and his church, there lived a German trader. He wanted to make money out of the gold-diggers. He built a store near the track that led to the prospectors’ camp, so that when the prospectors struck gold they would come in to town and spend their money at his store. It just happened that the store was also near the grounds of the church and Ruatoka’s home.

When the store was completed the German was very pleased with the result.

“Now, I really need a cook-house behind the store,” he decided.

There was a Scotsman who was a builder living in the town, so the German employed him to build the cook-house near the store.

The following Sunday, at the time of the worship service in the church, there was the noise of loud hammering as the Scotsman banged nails into the iron roof of the new cook-house. It was very distracting for Ruatoka and the congregation in the nearby church. Finally Ruatoka could not stand it anymore so sent the congregation home. He then found an English Bible.

Marching up to the new cook-house, he read in English the fourth commandment: “Keep the Sabbath holy.” He stood directly underneath the surprised Scotsman, looked up at him, and ordered, “You come down!”

The builder ignored him.

“You heard me. Come down at once!” he repeated.

The Scotsman did not move, but swore angrily.

“What are you saying, you white fellows?” he began “You sent missionaries to my land and our people changed for good. One thing we learned was to respect the Sabbath. Before, my people would have eaten you, but not now. I came to New Guinea and I taught the people not to work on the Sabbath, yet you, a white man, are working and disturbing those who want to worship God. Why are you doing this? Come down at once!”

The Scotsman did not move and Ruatoka made as if to climb the ladder and help him down. The German store owner was nearby, watching. When he saw the powerful Ruatoka move towards the builder he called out, “Rua, my friend, stop!”

Then to the Scotsman, “You’d better come down at once, you fool. Can’t you see that this is our friend the teacher, and he is right and we are wrong?”

Ruatoka was determined to make his point. When the Scotsman was back down on the ground, Ruatoka held the Bible in front of him. Pointing to the fourth commandment he said firmly, "Now, you read that verse out loud."

Reluctantly the builder did as he was told.

Ruatoka had the final say, "Now, God has spoken to you. Put down your hammer and don't do any more work on the Sabbath."

There was quiet for the rest of the day.

Like Piri, Ruatoka often went on trips with the missionary James Chalmers, encouraging the teachers in the coastal villages and ever searching for more distant places to evangelise. One time when Ruatoka was away Tungane was left in charge of the work in their Port Moresby church. She conducted the worship service on the Sunday and did the Bible teaching just as her husband would do. In the afternoon she spoke about the work of the Holy Spirit in their hearts, changing them to love Jesus and obey Him.

It was very late that night, almost midnight, when there was an urgent knock at the door of Tungane's house. Her girls were awakened and they recognised the voice of a man who had been in the Bible class that afternoon.

"Open the door and let me in!" he pleaded. He sounded as if he were in great distress.

Tungane called, "Come back in the morning, it's too late now. We're all in bed."

"No, it can't wait till morning," came the reply. Tungane lit a lantern and let him in.

"What is it?" she asked.

"I don't know what it is, but I think it must be the Spirit you spoke of working in my heart. I'm afraid to lie down and go to sleep in case I die, for I know I'm bad."

So there and then Tungane told him of Jesus, how He took the punishment for our sins. The man prayed a prayer of thanks to Jesus for dying on the cross for him. Tungane prayed for him then said, "Go home now and sleep. You can come back in the morning."

"Please pray for me once more," he begged. "Tell me again about Jesus."

Finally he went home, but before daylight he was back on the door step wanting to hear more about Jesus and His love. He became a changed man after he accepted Jesus into his life. He was the first New Guinean from that mission to be baptised.

Ruatoka, the young student in Rarotonga who was almost left out of the mission team due to poor health, became a powerful teacher in British New Guinea. He remained there for the rest of his life. He outlived all the other members of that team, spending nearly thirty years serving there. He was highly respected by government officials as well as the community in general, a great ambassador for Christ.

Adapted from: *James Chalmers, His Autobiography and Letters*, Richard Lovett

The Religious Tract Society. London

## Light and the eyes 1

### God created light

*Bible verses to read:* Genesis 1:1-5

Student research

*Now copy the sentences filling in the missing words:*

Before God created light there was only d\_\_\_\_\_.

God said that the light was g\_\_\_\_\_. He called the light d\_\_\_\_\_ and the darkness n\_\_\_\_\_.

*Think:*

Why did God call the light good?

*Now read from the Bible:* 1 John 1:9

*Copy and fill in the missing words:*

God is l\_\_\_\_\_ and in Him there is no d\_\_\_\_\_.

*Think and write:*

What is the meaning of *light* in this Bible verse?

What is the meaning of *darkness* in this Bible verse?

*Draw:*

(1) A person living in light

The Bible tells us that living in the light means obeying God. Draw something that this person might be doing, like sharing or caring.

(2) A person living in darkness

The Bible tells us that living in darkness is *not* following God. This person might be stealing or fighting.

*Read and write this Bible verse from John 1:7*

Walk in the \_\_\_\_\_ as He is in the \_\_\_\_\_.

## **Light and the eyes 2**

### **Eyes are important**

When God created light He also created eyes, so that people and animals could see His creation. Imagine trying to live without eyes.

1. What things would be difficult to do?
2. What favourite things couldn't you see?
3. What dangers would there be if you didn't have help from others?

### **How eyes help us**

*Think and write:*

How do eyes help us to stay alive?

*e.g. Eyes help us eat the right food.*

### **How eyes help animals**

*Think and write:*

How do eyes help animals to stay alive? Think about the difference between meat-eaters and plant-eaters.

*e.g. A lion needs eyes to spot other animals the it wants to hunt.*

*Think and write:*

Why did God give us two eyes and not one eye?

### **Eyes are important to Jesus**

Jesus touched many eyes and healed many blind people.

*Read: Matthew 9:27-29*

*Fill in the missing word:*

Jesus healed the blind men because they bel\_ \_ \_ \_ \_.

*Draw a picture of Jesus healing the blind men.*

### Light and the eyes 3

#### Eyes are an amazing part of God's creation

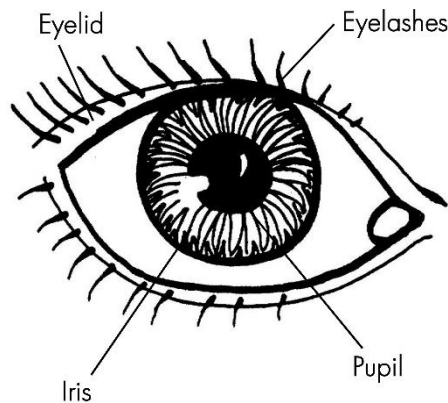
Did you know that inventors have copied ideas from God's creation? The first cameras worked like the eye. They were made of a strong black box. It let light in at only one spot called the *lens*. In the box there was a special black strip called a film. The light coming through the lens made pictures on the film.

*Draw:*

A picture of your eye, just as you would see it in a mirror. Draw the *pupil* (the black dot in the middle) and label it on the drawing. Draw the *iris* (the round coloured part around the pupil) and label it. You can also draw and label the eye lids and eye lashes.

*Find out:*

What happens to the pupil when you change from darkness to light?



## Light and the eyes 4

### The inside of your eye

*Draw:*

A picture of the eye that shows the inside of the eye. Mark on your drawing *the iris, the pupil, the lens, the retina.*

Our eyes are more perfect than a camera. At the back of the eye is the *retina*. That is like the film. Light gets into the eye through the *lens*. The coloured part of the eye is the *iris*. It can be brown, blue or green.

What colour are your eyes?

The iris opens and closes to let the right amount of light in.

The *pupil* is the black dot in the middle of your eye. In bright light the pupil is small. This stops too much light getting in. In dim light or darkness the pupil is large because it wants to get as much light for seeing.

*Look in a mirror and to see the iris and pupil of your eyes.*

*Draw:*

(1) an eye in bright light

(2) an eye in dim light

## Light and the eyes 5

### Caring for your eyes

We know how important our eyes are. We should take good care of them. Think about ways in which your eyes could become damaged.

*Make:*

a safety poster about the care of eyes.

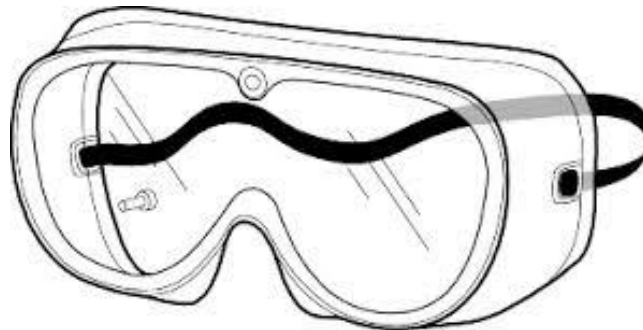
Make a chart divided down the middle. On one side write and draw the ways eyes can become damaged.

e.g. too much bright light or sunlight; watching an eclipse; sharp pointy objects; reading in dim light; spray cans containing chemicals that can harm your eyes; throwing sand or stones.

On the other side of the chart write and draw how you could protect your eyes from damage.

Why do you think God created our eyes with eye lids and eye lashes?

Sometimes workers wear goggles to protect their eyes. What work might they be doing?



## **Light and the eyes 6**

### **Our eyes are lights**

*Read from the Bible:*

Matthew 6:22-23

These verses tell us that the thoughts and feelings inside us, like love, happiness and hate, show through our eyes. Our eyes help to make an expression on our face. What other parts of our face do we use to show our feelings?

*Answer these questions:*

How do our eyes look when we are happy?

How do our eyes look when we are sad?

How do our eyes look when we are angry?

*Hint:*

You may like to ask someone to make these expressions for you. You may like to draw pictures as part of your answers.

*Cop and fill in the missing word:*

When we are sad, \_\_\_\_\_ come from our eyes.

*Think about this and write your answer:*

When people have done something wrong, like telling a lie, they don't want to look into the eyes of another person. Try to guess why this is so.



## **Light and the eyes 7**

### **Seeing Jesus, but not through eyes**

Have you ever heard someone say, “I see”? But the person is not talking about seeing with their eyes.

What the person really means is “I understand”.

When Jesus tells us about “seeing” in the Bible, He usually means “understanding”. It is possible to know a lot about Jesus and the Bible, but not really understand His love for us. Many people may know Bible stories, but they don’t understand that they can come to know Jesus as a person if they ask Him to forgive them for their sin and invite Him to become a friend.

We may see a picture of Jesus, but to really “see” Jesus we must get to *know* Him as a person and a friend. Jesus helps us to understand more about Him from the Bible.

### **The Parables**

Jesus often told stories called parables. These were stories with hidden meanings. Many people listened to the stories but did not understand the hidden meaning. They did not “see” the meaning. They did not understand.


#### *A project*

Find a parable from the Bible. Write the story in your own words. Then explain the hidden meaning.

## Light and the eyes 8

### Optical illusions

*Look at this optical illusion:*



This is a picture that can be seen two ways. Can you see a rabbit or a duck? Try to see both.

Perhaps you didn't see the rabbit at first, or perhaps you didn't see the duck at first.

If the artist wanted us to see a rabbit and we could only see a duck, then we wouldn't be getting the right meaning.

Sometimes people don't get the right meaning from the Bible. They have to ask Jesus for special 'eyes to see' the meaning of the words of the Bible.

To "see" Jesus, we must get to **know** Him. Jesus helps us to understand his word.

## Light and the eyes 9

### Seeing Jesus



Try to find the face of Jesus in this photograph. It is a photograph of melting snow. A photographer who did not believe that God existed, saw the face of Jesus in the photograph he had taken. He no longer doubted who Jesus really was!

To find the face, look at the larger black parts.

## Light and the eyes 10


### Light and Colour

It is light that lets you see things.  
In the dark you cannot see at all.

The Sun gives us daylight.  
The Moon gives us moonlight.  
Fire gives us light.  
Electricity gives light.  
God made these things to give us light.

The Sun sends out rays of light. It shines on the Earth.  
But the Sun shines only on one side of the Earth at a time. Half the Earth has daytime while half the Earth has night time.

The moon is like a giant mirror.  
It bounces sunlight on to the earth.



## Light and the eyes 11

### What makes shadows?


Shadows are made when something blocks the light shining on it.

### A sun dial

In the olden days, people did not have clocks like the ones we have today. They measured time by the sun. They could tell the time by the length of the shadow made by a shadow stick (also called a Sun dial).

To make a sun dial:

1. Cut a circle from stiff cardboard to make a dial.
2. Push a sharp pencil or skewer through the middle of it.
3. Push the pencil into the ground.
4. Mark on the dial where the pencil's shadow falls each hour.



## Light and the eyes 12

### What is white light?



You can make a rainbow colour spinner.  
When you spin it you will see white light.

White isn't a colour, but different colours together make white.  
Light passes through some materials, like glass or water.  
The light rays bend when they pass through a glass prism or water droplets in the sky.

The different colors that make up white light become separated. This makes a rainbow.

1. Draw a rainbow showing the seven colours in the right order.  
Red, Orange, Yellow, Green, Blue, Indigo, and Violet. (Red is at the top edge of the rainbow and violet at the bottom.)
2. What is white light?

## Light and the eyes 13

### Colour mixing

What happens when you mix colours together?  
If you mix colours together you will make other colours.

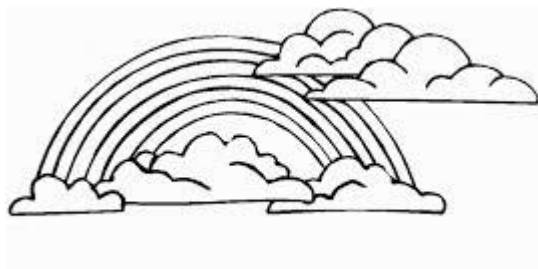
Write the answers:  
What happens when you mix:  
Blue and yellow?  
Yellow and red?  
Red and blue?  
Red, blue and yellow?

Red, blue and yellow cannot be made by colour mixing.  
They are called Primary colours.

How do you make brown?

What are you favourite colours?

Black and white are not colours. They are tones.  
What happens when you mix black and white?



## **Light and the eyes 14**

### **Light Facts**

#### **What is light?**

Light is a form of energy which our sense of sight can detect. It is made of electro-magnetic radiation and travels in a straight path.

#### **What is the speed of light?**

The speed of light is the speed at which light travels. It is about 300,000 kilometres per second. Nothing travels faster than light.

#### **Why are there different colours of light?**

There are different colours of light because they are light waves which have different wavelengths. Red light has the longest wavelength while violet light has the shortest wavelength.

#### **What is reflection?**

The bouncing back of light waves when they hit an object with a very smooth and shiny surface, like a mirror, is called reflection.

#### **What is refraction?**

The bending of light as it passes from one transparent substance to another, like air to water, is called refraction.

Copy the questions above and answer write *short* answers, (no more than twelve words per answer)