

Living and non-living: Outcomes and activities

God is Creator Year 1

Spiritual Awareness: Jesus is the sustainer of life

God has created both living and non-living things. Living things have certain requirements to stay alive. Plants need air, water, sunlight and soil. Humans and animals need air, water, food and shelter. But humans need something else. Having Jesus in our life is just as important as having air, food and water.

Our response to 'God is Creator'

- **Thankfulness** to God for His supernatural ability to create and provide the things we need to live.
- **Trust** in a mighty, supernatural God. Recognize that He is in control of all He has made.
- **Stewardship**: showing care for the universe He has created.

Outcomes: Students will

- Classify things in the creation as living or non-living.
- Understand the difference between man-made and natural materials
- Recognize the requirements for life: air, water, food, a place to live.
- Understand the difference between Herbivores, Carnivores or Omnivores
- Understand that a habitat is the place where an animal lives

Key Questions

What is the difference between living and non-living things?

Who gives life?

How do we stay alive?

What is the life that Jesus gives?

How can we live forever with Jesus?

How do we stay close to Jesus in this life?

Activities

- List some of the things in God's creation, e.g. animals, plant, thunder and lightning.
- Classify these things according to living and non-living.
- List some man-made things. Are any of these living?
- Define a living thing as something that is able to...move by itself; grow; get food and use food; create new beings like themselves. (reproduce)
- Look at the way animals move. List different animals, including fish, insects, bacteria. Apply the above definition to these animals.
- Discuss whether a human being fits the definition. Explain why a human being is not an animal. Humans can love God, talk to God and give our lives to Him, but animals cannot do this.
- Apply the definition to plants. Explain how a plant gets food.
- Define non-living things...They do not breathe, do not use food and do not reproduce.
- List non-living things in the creation.
- Classify living things according to where you would find them...in the soil, in the air, in the sea.
- List non-living things that were once living, e.g. leather, paper, wool, cotton, sausages.
- List man-made things from non-living materials, e.g. glass, plastic.
- Play the game, 'animal, vegetable, mineral': Someone thinks of an object...any object. The other person has to guess what the object is, and may ask questions that require the answers, 'yes' or 'no'.

- Go on a walk in the outdoors environment to look for living and non-living things.
- Make a collection of living and non-living items.
- Make a notebook, draw or describe the items.
- Set up some experiments to test the requirements for plant life.
- Set up a home for some living animals, making sure to provide them with what they need.
- Make a study of animals that make suitable pets.

Assessment

- Can classify things in the creation as living or non-living.
- Can classify objects into man-made and natural materials
- Can list the requirements for staying alive.

By studying the living and nonliving things that God has created, what understanding have the children have gained about:

- about God
- about doing what God wants us to do
- about the Bible

Learning Connections

English: Stories and poems about animals

Make-your-own books: Living or not living; Living Things

Art: Make a collage from things that were once living, e.g. wool, leather, cotton, flowers, leaves. Then make another collage from non-living things.

Social studies: caring for animals/pets

Mathematics: Surveys on children in the class who own pets. Collate and graph results.

Values education: Year 1

God is Creator: Care for Creation

Take care of the earth, and the people, plants and animals who live on it

Take care to turn lights off.

Take care to turn the tap off.

Take care to put litter in the bin.

Take care of plants.

Take care of animals.

Activity

Draw pictures of ways you can care for the earth and living things.

What does the Bible say about caring for the earth?

Genesis 2:15 God put man in charge of the Garden of Eden.

Psalm 24: 1 The earth is the Lord's.

Psalm 95:1-11 A Psalm about God the creator

Hebrews 1:10 You, Lord, laid the foundation of the earth in the beginning, and the heavens are the work of your hands.

Psalm 150:6 Let everything that has breath praise the Lord.

Art: Year 1

God is Creator

Topic: Living and non-living

Biblical connection: God created all things. Only He can give life.

Bible art as a wall display: Genesis 1-2 The six days of Creation

1. Painting and drawing

Ask students to:

Collectively paint a scene on a large sheet of paper, as a background to the plants, animals and humans which will come and live in that space. The background needs to include: sky, water and land.

Draw and cut out living things to stick on the painted background.

Make an illustrated book about the six days of creation.

Make illustrated Big Books: *Living or not living*; *Living Things*; *Frogs*; *Mammals*. Use the resources provided.

2. Construction

Use cut and paste activities to represent living and non-living things.

3. Modelling

Make living and non-living things out of dough or clay.

Thinking Skills

Living or not living 1

Draw 5 things that are not living.

Living or not living 2

Draw 5 of your favourite living things.

Living or not living 3

What is different about a lizard and a snake? Think of at least 3 things.

What is the same about a lizard and a snake? Think of at least 5 things.

Living or not living 4

Think of 5 living things starting with "t".

Think of 5 living things starting with "d".

Living or not living 5

Think of 5 things that are not living, starting with "r".

Think of 5 things that are not living, starting with "b".

Living or not living 6

Here are 3 things that are not living: sand, a wooden box, a mosquito net. You are going to use these things to make a home for a living thing. Draw the home with the living thing inside it.

Living or not living?

1

A tree is living. It must have air and water to stay alive and grow.

2

A flower is living. It grows on a plant. All plants are living.

3

Beans and carrots are living. They are plants that we eat.

4

Apples, oranges and bananas are living. They grow on living trees.

5

All living things must have air and water.

6

A fish is living. It must have air and water and food.

7

A cat is living. It must have air and water and food.

8

All animals must have air, water and food to stay alive and grow

9

God made me special. I am living. I am more special than the animals.

10

I need air, water and food to stay alive.

11

A car is not living. It does not eat food. It cannot grow.

12

A book is not living. It does not eat food. It can not grow.

13

A rock is not living. It does not eat food. It can not grow

14

God gives life to every living thing. Thank You God for giving me life.

15

Look what God made.

16

Words to learn:

living

air

water

alive

grow

flower

plant

beans

carrot

apples

oranges

bananas

special

animals

Living things

1

**All living things grow.
To grow they must have food.**

2

An animal eats food with its mouth.

3

**A horse eats grass.
A cow eats grass.
A goat eats grass.**

4

**A cat eats meat.
A dog eats meat.
A tiger eats meat.**

5

**Most plants get food through their
roots and leaves.**

6

**Trees have roots.
Grass has roots.
Sea weed has roots.**

7

**All living things must have air.
Many animals breathe with lungs.**

8

**People breathe with lungs too.
Lungs look like this inside your
chest.**

9

**Plants breathe through tiny holes
in their leaves**

10

**All living things have babies.
A cow has babies.
A bird's babies come out of eggs.**

11

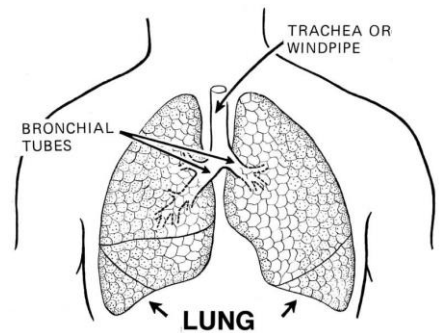



**Baby plants grow from seeds.
Baby trees grow from seeds.
Vegetables and flowers grow from
seeds.**

12

Words to learn:

living
things
grow
mouth
horse
cow
goat
tiger
grass
roots
leaves
breathe
lungs
people
babies
vegetables


Picture collection



Draw a picture of the days of Creation


God created

1



God created

2



God created

4




God created

3



5



God created

God created

6



God rested

7








What did God make?

Make a chart like this

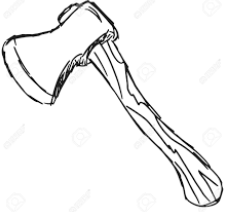

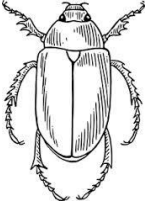


Things God made	Things people made

On one side draw things that God has made.

On the other side draw things that people have made.



Living or not living?

	Does it move?	Does it eat?	Does it breathe?	Is it living?
				
				
				
				
				

Living and non-living things

Living things grow. They need food, water, air and sun to stay alive.


- A tree can grow.
- A dog can grow.
- You can grow.

What other things can grow? Write two.



Things that are not living cannot grow.

- Can a stone grow? _____
- Can a car grow? _____



What other things cannot grow? Write two.

QUIZ

• Answer these questions **yes** or **no**.

1. Is a bus a living thing? _____
2. Is a fish a living thing? _____

