

My Country: Outcomes and activities

God is our Saviour: Year 1

Easter Theme

Spiritual Awareness: God's beautiful world is no longer the perfect world that He created. This is because people did not obey Him. They chose to go their own way. God sent His Son to give people a chance to come back to Him. Jesus died to take the punishment for all the wrong things that people do. All we have to do to receive His forgiveness is to ask Him, ask for His forgiveness and choose to follow Him. This is what we celebrate at Easter.

For God loved the whole world so much, that He sent His only Son, so that whoever believes in Him should not die, but live forever with Him. John 3:16

Our response to 'God is our Saviour'

Because God sent His Son into the world to take the punishment for our sin, He wants us to receive His wonderful gift of forgiveness and eternal life.

Key Questions

What is special about my country?

How should we treat newcomers to our country?

How can I pray for my country?

How can I help others in my country?

Outcomes

Students will

Knowledge

- Know the true meaning of our Easter celebrations
- Understand that God's gift is for the whole world
- Begin to gain an understanding of my own country – community, climate, food, environment, diverse cultures, traditions, history, geography

Skills

- compare lifestyle and culture, past and present
- pose a range of questions about the past
- locate relevant information from sources provided
- use a range of communication forms (oral, graphic, written) and digital technologies

Values

- appreciate all that God has provided for my country
- appreciate the rich resources that God has provided
- appreciate the diverse cultural groups within my country
- understand that God loves all people the same, no matter what colour skin they have, what language they speak, what clothes they wear, or what country they come from.

Activities

- Compare city with rural life. Students can describe their local environment.
- Learn to write name and address.
- Talk about the things you like about your country.
- Identify native plants and animals of your country.
- Who were the first people to live in your country?
- Find out who was not born in your country, but came from another land.
- Discuss how newcomers to our country may feel.
- Find out about different cultural traditions of people living in your area – food, dress, music, art
- Find out about the First Australians.
- Read stories about people and animals from your country.
- Find out how people lived in the past: interview elderly people and find out how life was different when they were children.
- Show examples of dress from the past and compare with today.
- Suggest ways of sharing God's love with others.
- Identify national foods and make a national dish.
- Look at pictures showing past and present.
- Make a book about Australian animals.
- Collect Australian native plants and press them.
- Draw the flag.

Learning Connections

English: stories from our country's history

Science: flora and fauna of our country

Art: traditional arts and crafts; arts and crafts of other cultures living in our country

Values education: Year 1

God is our Saviour

Cultural understanding

God created people differently. He loves all people, regardless of race, religion or ethnicity.

Our response to God is our Saviour


- understand that Jesus died for the whole world, every person of every nation
- recognize that God loves all people equally
- show kindness and consideration to all
- accept and love others

Activities and discussion

- Compare cultural traditions of different ethnic groups living in your country: e.g. food, music, art
- Explain how appreciating foods, art and music of different cultures can be a good thing.

What does the Bible say about accepting people of different cultures?

- Luke 10:25-38 The Good Samaritan
- John 3:16 God so loved the WHOLE world that He gave His son
- Revelation 7:9 After this I looked, and there before me was a great multitude that no one could count, from **every nation**, tribe, people and language, standing before the throne and before the Lamb. They were wearing white robes and were holding palm branches in their hands.
- Matthew 22:37-39 Love the Lord your God. Love your neighbour as yourself. (Neighbour refers to people of other nationalities)
- John 4:1-26 Jesus and the Samaritan woman.



Thinking Skills

My country 1

Think of 5 of the best things about living in your country.

My Country 2

Think of 5 things you can find in your country starting with "p".

Think of 5 things you can find in your country starting "m".

My Country 3

Think of two fruits that grow in your country.
Now draw a special dessert using those fruits as two of the ingredients. You can add other ingredients.

My Country 4

Think of two things you can buy at the market.
What is different about these two things?
What is the same about these two things?

My Country 5

Design a new flag for your country. Use symbols and pictures that tell people things about your country.

My Country 6

Think of a country that is much colder than your country. Draw 5 things that you would need to take if you were going there.

Art: Year 1

God is our Saviour

Topic: My Country

Biblical connection: God loves the people of every nation of the world. He sent Jesus to give every person in every country a chance to accept and follow Him. We can tell others about Him

Bible art as a wall display: Jesus said, “Go to every part of the world and tell people about Me.” Mark 16:15 (Make a display of a map of the world and students can cut out people to place in different countries on the world map. They can show different skin colours and different clothing styles.)

1. Traditional arts and crafts

Explore with the students the traditional arts and crafts of your country. Include the arts and crafts of other cultural groups within your country. Give the students experiences in creating some traditional artwork such as traditional design patterns.

2. Environmental art


Allow the students to materials in your local environment that could be used in creating a piece of artwork, e.g. plant materials such as leaves, seeds, bark. Collect materials and use for collage.

Ask the students to draw or paint some of the plants and animals native to their country.



Let's go to Australia

1



and we will see a kangaroo

2



and a koala


3



and a possum


Level 1

4



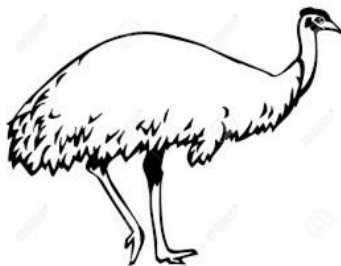
and a wombat

5



and an echidna

6



and an emu

7



and a platypus.

Level 1

8