

Families: Outcomes and activities

God is Love Year 3

Spiritual awareness: God cares for families

God is love. He loves every family and has provided families for love, care and protection. Living in families is God's plan. Every family is special. God provides for children and protects them, through the family structure. Children feel safe in the care of their parents. A family provides food, shelter and love.

People in families belong to one another. Parents love their children very much, and children love their parents. It is God's plan for family members to show love, respect, loyalty and support for one another.

Values; Our response to 'God is Love'

- **Love** for God and others
- **Forgiveness**
- **Kindness** and **patience** with others
- **Compassion**: a desire to help others
- **Thankfulness** to God and parents for His provision
- **Generosity**: Sharing with others the things that God has provided
- Feeling of **safety** and **security** through being a part of a family

Outcomes: Students will

- appreciate that God has created us to belong in families
- understand the love that God our Heavenly Father has for us
- understand that problems may arise in families, and not all parents are perfect, but God is the perfect Father
- describe family members: where they were born and raised and how they are related to each other
- understand that families around the world may have different cultural traditions
- understand that there can be different types of families: large, small, single parent, extended, adopted (as in the case of orphaned children)
- describe the caring and protective roles of parents
- describe the responsibilities of children
- recognize that peace and harmony in families is achieved by living the way God wants us to live
- communicate stories of families and the past through photographs, personal belongings, books, oral histories, digital media, and museums

Key Questions

What is a family?

Why did God choose to place us in families?

How does living in a family help us to get the things we need?

What are some of the problems that family members may have in getting along together?

What should we do when we have family disagreements?

How can family members help each other in times of trouble?

How can you be helpful to your family?

How do parents expect their children to behave?

What does God expect?

Who made the rules for families?

What are some of the rules?

What stories do parents and grandparents tell about the past?

Activities

- Describe the family life of Jesus as a boy.
- Make a photo collection of your family.
- Draw your family.
- List members of your immediate family. List other members (extended).
- Interview Grandparents and find out about their personal experiences, and how their life in earlier times compares with now.
- Create a timeline of the history of your family, from grandparents through to the youngest family member.
- Draw the things that are special to your family - house, pets.
- Design a family coat of arms.
- Discuss the ways in which families celebrate special events together.
- Draw or write about a special family outing that you have enjoyed.
- Describe family members, their roles and occupations. Write about them.
- Describe the things that family members do together.
- Discuss the advantages / disadvantages of being the oldest or youngest family member.
- Discuss different types of families: large, small, single parent.
- Discuss the ways in which missionaries have provided homes for children who have been orphaned (Psalm. 68:5).
- Measure and graph heights of family members.
- Make a diagram of your family table, looking from above. Use a symbol for each member.
- Look at family likeness.
- Discuss the way that God wants us to treat our family members: *loving; obey parents; be helpful; express thanks; play peacefully with brothers / sisters; forgive*
- Draw comparisons between the natural family and the family of God.
- Describe how your family shares in activities with other families.
- List ways in which you can help each member of your family.
- Discuss ways in which family members work together, and the value of working together.
- Discuss ways in which families can pass on skills and knowledge from generation to generation.
- Discuss the issue of adoption, and realise that some children are adopted into new families.
- Make a book about your family. Take a page for each family member and draw/write about the things that are special to that family member.
- Make a book about family pets and discuss the importance of pets to the family.
- Compare family life in different cultures

Mathematics

- Measure heights of family members and graph results.
- Compare measurements of hand spans, arm lengths and head circumferences.
- Devise problem solving activities involving how many years ago family events took place.
- Devise problem solving activities involving how many years in the future a family event takes place. Eg. If my sister gets married 11 years from now she will be ? years old.
- Work out exact differences in ages between family members

Assessment

Values education Year 3

God is Love

Loyalty

Loyalty is ...

- not choosing the opposite side
- sticking with someone through difficult times
- caring about people
- doing what you say you will do
- commitment
- helping the people closest to you, like your family and friends
- faithfulness

Loyalty is like tape or glue that is really strong. It doesn't come apart easily. When your friends or family go through difficult times, you can practice loyalty by encouraging them and finding ways to help. Difficult times could be when people are sick, when they have a lot of work to do, when they feel stressed, or when things go wrong.

Practice loyalty and you will be a better friend, a better family member, and a better student!

Your family members are like your team. You need to stick with them, help and care for them for the whole of your life.

Questions

1. When did you stick up for someone in your family?
2. How do parents show loyalty to their children?
3. How can children show loyalty to their parents?
4. How can you be loyal to your brothers or sisters?
5. Who and when has someone helped you or your family through a difficult time?

What does the Bible say about loyalty?

Proverbs 21:21 He who pursues righteousness and loyalty Finds life, righteousness and honor.

Romans 8:35-39 Nothing can separate us from the Father's love?

Matthew 26:33-35 But Peter told him, "Even if everyone else turns against you, I certainly won't!" Jesus told him, "I tell you with certainty, before a rooster crows this very night, you will deny me three times." Peter told him, "Even if I have to die with you, I will never deny you!" And all the disciples said the same thing.

Proverbs 18:24 There are "friends" who destroy each other, but a real friend sticks closer than a brother.

Proverbs 17:17 A friend loves at all times.

What does the Bible say about families, and our Father God?

2 Corinthians 6:8 I will be your Father and you shall be my sons and daughters.

1 John 3:1 See how much the Father has loved us! His love is so great that He has called us His children.

John 1:12 Those who receive Him are called children of God

1 Corinthians 13:4 Love is patient and kind.

Ephesians 6:1 Children obey your parents in the Lord.

Joshua 24:15 As for me and my family, we will serve the Lord.

Art Year 3

God is Love

Topic: Families

Biblical connection: Jesus lived in a family. God made us to live in families.

Bible art as a wall display:

Children's drawings of their family.

2 Corinthians 6:8 I will be your Father and you shall be my sons and daughters.)

(See footnote)

1. Drawing

Activities:

- Draw your family, including yourself. Write the names of family members
- Frame the drawing to look like a family portrait.
- Draw things you like to do together with family members.
- Draw your family members doing activities: walking to the shops; sweeping the floor; digging in the garden etc.

2. Painting

- Paint two pictures of your home: one looking at the outside; one showing a room on the inside.

3. Construction

- Make something as a gift for Mum or Dad.

4. Modelling

- Make a cup or a bowl that you could use in your house.

Thinking Skills

Families 1

Draw your home.

Now change it by:

B – Make one part **bigger**

A - **Add** something extra

R – **Replace** one part with something else.

Families 2

Name 10 things that you would NEVER find at home.

Families 3

Brainstorm 5 ways of helping your parents.

Families 4

What if there were no rules at home?

Give 3 ideas for your answer.

Families 5

Write an acrostic poem using the word:

F

A

M

I

L

Y

Families 6

Work out 5 different things that this picture could tell you about your family.

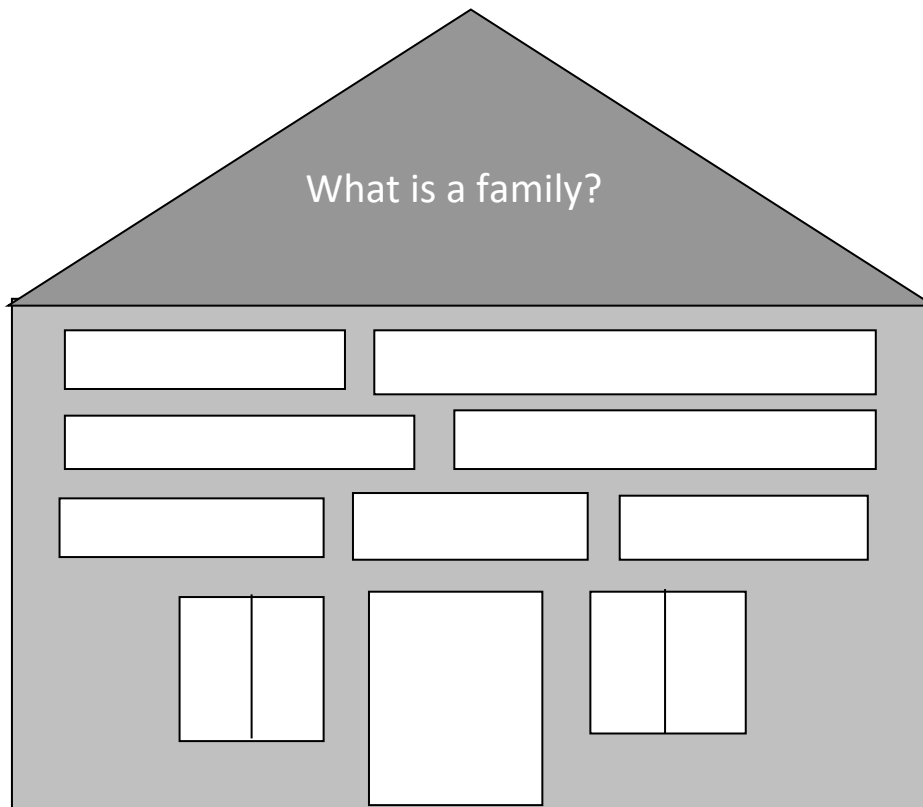


<p style="text-align: center;">Families 7</p> <p>Dinner time has been cancelled.</p> <p>Give 3 reasons for this.</p>	<p style="text-align: center;">Families 8</p> <p>How is the lifestyle of a family of ducks different to your family life?</p> <p>What are some similarities?</p>
<p style="text-align: center;">Families 9</p> <p>You have to judge the "Father of the Year" competition.</p> <p>Give 3 rules that you would use.</p>	<p style="text-align: center;">Families 10</p> <p>Make up 3 rules that will help families get along well together.</p>
<p style="text-align: center;">Families 11</p> <p>Make a model of an activity your family likes doing together.</p> <p>Use straws, boxes and rubber bands.</p>	<p style="text-align: center;">Families 12</p> <p>"Primary school children should not have to help at home."</p> <p>Give 3 bad points for this idea.</p>

God places us in families

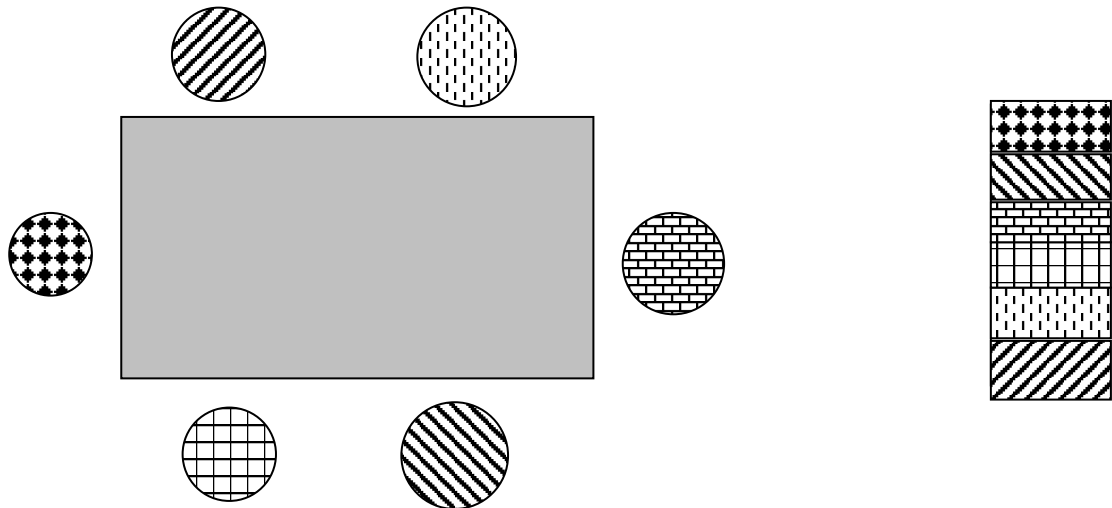
Draw the shape of a house. Draw bricks inside of various lengths. In the roof of the house, write: *What is a family*. Inside the bricks on the walls of the house, write all the things that a family could provide. *Examples:*

- shelter from storms and heat
- protection from evil
- love
- good memories
- friendship to others
- fun
- good food
- knowing God's ways



My family table

On a sheet of paper draw a picture of your family table. Choose a colour for each family member. Your drawing could look something like this:



Colour can remind us of feelings. Yellow may make you feel happy. Red may be for someone who is loud most of the time. Pink may be for kindness. Blue may be for a calm feeling. Green may be for someone who is neat and tidy. Write a sentence for each family member. Write their name and explain why you chose that colour.

EXAMPLE
Mum =
Sister 1 =
Dad =

God's plan for families

1. Why has God planned that we live in a family?

a) Take a sheet of paper and write a sentence about each of these. Think about who provides these things.

- food
- shelter
- love
- care
- protection
- happiness

b) Which of those things provide for the needs of our body?

c) Which things are special to the way we feel?

2. Here are some different types of families:

- old
- young
- families with one parent
- families with one child
- families with many children

a) Which type of family do you live in?

b) Choose one type of family to draw. Write a sentence under your drawing explaining how this type of family is different from your own.

3. Getting on together

a) Write a sentence about why it is important to get on well with the members of your family.

- Think about all the things you do together
- Think about the amount of time you spend together

Respect

Here are some important things that every family should have.

Respect means treating people as if they are important. It means taking notice of the things they say. Another word for *respect* is *honour*. *Respect* is listening to what God has to say about the way family members treat one another. God has written some rules for families. Here they are:

- Honour you father and your mother. (Exodus 20)

This is one of the 10 commandments. It means that children must listen to what their parents tell them, and obey cheerfully. It also means to be helpful to our parents.

- Children, obey your parents, for this is right.
- Sons, listen to your father's instructions. (Proverbs)
- Be faithful to your husband or wife.

This one is for parents. It is also one of the 10 commandments.

- Love one another. 1 John 7:9

This one is for everyone!

- a) Why is it important for children to respect their parents?
- b) Why do you think it is important for children to obey their parents?
- c) Why do parents sometimes have to discipline their children?
- d) Do parents still love us when they discipline them?
- e) What are some things our parents do to help us obey?

Honour your father and your mother.

Exodus 20:12

Children obey your parents in the Lord for this is right. Ephesians 6:1

- Obedience is when we are respectful of rules and laws.
- God sets rules and our parents set rules.
- Loving God means keeping His rules.

What is obedience?

.....


Who should we obey?

.....

Make a poster:

- Obey
- Right away
- All the way
- In a happy way

Do all things without grumbling or complaining. Philippians 2:14



Loyalty

Loyalty means 'not choosing the opposite side'. Another word for *loyalty* is *faithfulness*. Faithfulness is one of the fruits of the Spirit.

- a) When did you stick up for someone in your family?
- b) Would you have changed sides if everyone else had been on the opposite side?
- c) Find out about two people in the Bible who were not loyal to Jesus. Write a sentence about each:
 - Matthew 26:14-16
 - John 18:25-27
- d) The Bible says in Malachi 3:6 "*I, the Lord change not.*" Does God still love us when we do wrong? Will God *always* care for us?
- e) How do parents show faithfulness to their children?
- f) How can children be faithful to their parents?
- g) How can you be faithful to your brothers or sisters?











Trust

We can *trust* someone who is faithful. We trust them because we know them very well. We have usually known them for a long time. When we trust someone, we feel sure that they will be good to us. We feel sure that they won't do anything bad to us.

- a) Why can children trust their parents?
- b) Why can we trust God?
- c) Write a list of all the people you trust.
- d) Name a baby animal that trusts its mother.
- e) How can we make an animal trust a human?
- f) What would cause an animal to distrust a human?
- g) Draw a picture of an animal that shows trust towards a human.



<p>What my family needs</p>  <p>By _____ Year _____</p>	<p>This is my family.</p> 	<p>My family takes care of my needs. Families need homes. This is my home.</p> 	<p>Families need food and water. This is what my family eats and drinks.</p> 		
<p>Families need clothes.</p> <table border="1" data-bbox="925 1579 1305 2020"> <tr> <td data-bbox="925 1787 1305 2020"> <p>This is what we wear when it is hot.</p> </td> <td data-bbox="925 1579 1305 1787"> <p>This is what we wear when it is cold.</p> </td> </tr> </table>	<p>This is what we wear when it is hot.</p>	<p>This is what we wear when it is cold.</p>	<p>My family works and plays.</p> 	<p>My family members care for and love each other.</p> 	<p>My family learns.</p>  <p>My family celebrates.</p> 
<p>This is what we wear when it is hot.</p>	<p>This is what we wear when it is cold.</p>				

4

3

2

8

7

6

5