

Work and Occupations: Outcomes and activities

God is a Servant Year 5

Spiritual Awareness: Be faithful in little things

God has given each one of us different gifts and talents. It is our responsibility to develop these gifts and talents so that we may use them to serve God and others. Using our gifts and talents for God is being faithful to the One who gave us these abilities in the first place. It is important to use our gifts and talents with humility. In this unit students can become aware of the ways in which people in the community serve us, and to start thinking about how they may serve God and others through a profession in the future.

Our response to 'God is a Humble Servant'

Because God is a humble servant I will...

- follow the example of Jesus, the greatest servant
- be willing to help others
- consider the needs of others
- put others before myself
- let others go first
- not boast
- not think of myself as being more important than everyone else
- admit when I am wrong
- allow others to help me

Bible stories and passages

Matthew 25:14-29 Parable of the talents

Luke 12:35-47 Be faithful in doing what Jesus wants us to do.

Acts 8:1-4 The disciples continued to be faithful in the face of danger

1 Corinthians 12:4-8 Our God-given gifts

Matthew 5:15 Don't hide your light under a bushel.

Luke 18:9-14 The rich man and the tax collector, (pride versus humility).

Luke 14:7-11 Don't make yourself important.

Matthew 20:20-28; Mark 10:35-45 A servant of all

Bible verses

Luke 6:10 Whoever is faithful in small matters will be faithful in large ones; whoever is dishonest in small matters will be dishonest in large ones.

Matthew 20:26 If someone wants to be great he must be the servant of the rest.

Luke 13:30 Those who are now last will be first, and those who are now first will be last.

Matthew 16:24 Jesus said, "If anyone wants to come with me, he must forget self, carry his cross and follow me."

Key Questions

What does it mean to serve?

How do people in the community serve us in the jobs they do?

What is a talent?

Can you think of a job that requires a talent?

What gifts has God given you?

What gifts and talents has God given your friends / family?

How can we use our gifts and talents for God?

How can we encourage others in using their gifts and talents?

What is humility?

Imagine a person who boasts about their achievements. Why would they do this? What might the consequences be?

Think of something you are not good at. How would you feel if a person put you down for not being good at it? When does this sort of thing happen? (e.g. in sports teams)

Outcomes

Students will

Knowledge

- identify occupations within the community and the way in which these occupations serve us
- identify particular skills and talents displayed by people working in professions
- identify personal strengths and weaknesses and to list ways of developing or improving these
- identify strengths in others and to encourage others in their abilities
- understand the importance of encouraging those who lack skills in certain areas
- identify ways of using personal gifts and talents for God, with humility

Skills

- questioning
- interviewing workers
- collecting and recording information

Values

- appreciate ways in which people in the community use their talents to serve in work situations
- appreciate the gifts and talents of others
- understand the definition of humility
- be aware of putting others first

Activities

- Identify people in the community who use their gifts and talents in work situations.
- Interview visitors about their occupation.
- Arrange interviews with people in various occupations. Compose a list of questions to ask these people.
- Write a report on at least one occupation based on what they have found out.
- Write a report on “the day in the life of”, (occupation of choice)
- Take a survey to find out occupations of parents. Graph results.
- Make a list of businesses and services in the local community. Create a drawing or diagram to show the how the businesses or services serve the community.
- Study people throughout history who have shown great commitment through their occupation, e.g. architects and builders of famous buildings

Assessment

Prepare a report on one occupation. This can be a written or oral presentation.

Occupations Guessing Game

The aim of the game is for the students to ask questions to find out which occupation the key player is thinking of. The key player has to think of a job and not tell anyone what they are thinking of. They stand out the front and answer “yes” or “no” to the questions. This can work well by dividing the class into groups, with each group taking turns to ask a question. A group leader can decide who asks the next question. If someone in a group thinks they know the occupation, they can say, “Are you a?” If they get it wrong they are out of the game. Here are some examples of questions. You can write sample questions on a large sheet of paper and display it.

1. Do you work indoors?
2. Do you work outdoors?
3. Do you wear a uniform?
4. Do you sometimes work at night?
5. Do you sometimes go to work at the weekend?
6. Do you have long holidays?
7. Is it a well-paid job?
8. Is it risky?
9. Is it a popular job among young people?
10. Is it an ideal job for men in your country?
11. Is it an ideal job for women in your country?
12. Do you carry a briefcase?
13. Do you need special tools or some special equipment for your job?
14. Do you wear a special uniform?
15. Do you wear make-up?
16. Do you work with children?
17. Do you work for the government?
18. Do you wear a helmet?
19. Do you work with animals?
20. Do you work on the computer?
21. Do you work for a newspaper?
22. Does your job require creativity?
23. Does your job require patience

Values education Year 5

God is a Servant

Flexibility

To be a good servant, I need to be able to “fit in” with what my leader wants, and what other people want.

Flexibility is...

- being willing to change
- not getting upset when things change
- agreeing that other people's ideas might be better than my own, and learning from the ideas of others
- not always wanting my own way
- listening to what others have to say, and learning from the good ideas that other people may have
- saying, "Your ideas just might be better than my ideas. I will listen and try to see your point of view."

Question: How do I know which ideas are good ideas?

Answer: They are ideas that do not go against what God says.

Activities

1. Work with two or three other people. Design something together. It could be a playground, a new restaurant, a holiday resort, or something of your own choice. Work together and listen to each other's ideas. You have 15 minutes. At the end of that time, answer these questions:
 - Who had the most ideas?
 - Who had the best ideas?
 - Did you listen to everyone's ideas?
 - Were you flexible in accepting ideas other than your own?
2. See if you can find a creative way to solve this problem:
There is only one computer in the house and you need it to do your homework that is due in tomorrow. Dad says that he needs the computer for an important work project. Instead of throwing a tantrum, see if you can find a way out of your problem.
3. Here's a situation that will require flexibility:
You have invited some friends over to celebrate your birthday. You have either hired a movie or decided to watch TV. Suddenly there is a power failure. What will you do?

What does the Bible say about flexibility?

God wants us to change our own ways to His ways.

Proverbs 3:5-8 Trust in the Lord with all your heart and don't rely on your own good understanding.

Proverbs 21:2 A man's way seems right to him, but the Lord looks at the heart.

Romans 12:3 Do not think of yourself more highly than you ought.

Art Year 5

God is a Servant

Occupations

Biblical wall display: For the Son of Man did not come to be served; he came to serve and to give his life to redeem many people. Mark 10:45 GNB

Students can illustrate Jesus washing the disciples' feet.



Drawing

Draw figures engaged in work activities.



Business projects

Use arts and crafts skills to make something that could be sold.

e.g. jewelry, cards, board games, place mats, traditional crafts

Serving through arts and crafts

Many arts and crafts require patience and diligence. Working hard at something is being diligent. The Bible speaks about two women who were very diligent in what they made. One was Dorcas who was very diligent in making clothes for the poor.

Dorcas was good at sewing. Sewing is a job that requires a lot of patience and diligence. In Bible times there were no sewing machines. Imagine how much patience you would need to make an entire garment by hand. Dorcas never gave up. She kept working because she knew that God wanted her to serve Him in this way. You can find out more about Dorcas in Acts 9:36-43.

Another person who showed diligence in his work was Noah. Think about the size of the ark. What a huge job for one man! God wanted Noah to be very exact in how he built the ark. Noah didn't just throw it together. He made it exactly according to the plans that God had given him. He took time to find special materials and also took time in making exact measurements. You can find out more about Noah in Genesis 6:14-16.

Being diligent means working at something even when we don't feel like it. It means finishing something we start, even if we are not so excited about it anymore.

Art or Craft projects that require diligence

Think about how you could use art or a craft to be of service to others. Choose a project to work on for the next few weeks. Maybe you can make a gift for someone as Dorcas did. Remember to be diligent about it. You may need to take some time to work on it at home. Make sure you choose something that requires diligence, and make sure that you finish it!

Here are some suggestions...

- a mosaic wall hanging. *Outline a shape and then fill it in with tiny pieces of coloured paper.*
- a fabric table mat, decorated it with stitching, or a woven mat
- weaving on a shoe box loom
- dot painting

Make a study of artists, crafts people and architects who work with patience and commitment to the completion of the task. **Example:**

Michelangelo: The Sistine chapel ceiling

Commissioned in 1508 by Pope Julius II, the ceiling took five years for the young Renaissance artist to complete. The Sistine Chapel is a brick building shaped like a rectangle, and very plain with no decoration. But the inside of the chapel is richly decorated. The floor is of coloured marble. The lower parts of the walls are painted to look like gold and silver cloth.

The other decorations in the chapel are paintings which tell stories to help people understand about Jesus Christ.

The walls have stories from the Bible painted on them. On the north side, the stories are about the life of Moses. On the south side, they are about the life of Jesus.

Sistine Chapel ceiling

The ceiling is the most famous part of the Sistine Chapel, and many thousands of visitors go to see it. In 1505 Pope Julius II asked Michelangelo to paint the ceiling. Michelangelo was a famous sculptor. He did not want to be a painter. Three years later, he agreed to paint the ceiling. He worked from 1508 to 1511, standing on a high platform with his arms stretched above his head. Because he painted onto wet plaster, the smell and the heat were terrible.

Along the centre of the ceiling are painted nine pictures that tell stories from the Book of Genesis in the Old Testament of the Bible. The stories start with three pictures of God making light, making the Earth, the Sun and the Moon, and making the Sea and Sky.

The next three pictures tell the story of the first man and woman, Adam and Eve. In the first scene, God has just made Adam. He reaches out his hand and touches his finger to give him Life. In the next picture, Adam is asleep and God makes Eve from one of Adam's ribs.

In the third picture there are two scenes. Adam and Eve are tricked by the devil to eat fruit from the tree that they have been told not to touch. In the other scene, an angel chases them out of God's Garden of Eden. This story tells how sin came into the world.

The last three pictures are about Noah's Ark. They tell about a sad and sinful world. Because of human sin and unkindness, God sends a flood. Only Noah and his family escape in the large boat that they build. When the flood has ended, they make an altar and kill a sheep as a sacrifice to God. But then Noah grows grape vines, makes wine and gets drunk. One of his sons sees Noah lying naked and laughs at his father. Noah is ashamed and curses his son. These stories show how people keep acting the wrong way, even when they get a second chance.

When the Noah's Ark paintings were finished, Michelangelo was happy to get back to his sculpture. But in 1537 Pope Paul III ordered him to paint another large wall story. This time it was on the wall above the altar. It was finished in 1541.

Michelangelo painted The Last Judgement which shows Jesus judging the people of the Earth and sending some to Hell while others are welcomed into Heaven by Saints.


1. How is the inside of the building different to the outside?
2. What did Pope Julius III ask Michelangelo to do?
3. What was Michelangelo's profession?
4. Why was it difficult for Michelangelo to do the work on the ceiling?
5. What Bible stories are painted on the ceiling?
6. How do you think Michelangelo served others through his work?

Time and Work 1

God's work

Read the creation story in Genesis 1 and 2:1-2.

1. For how many days did God work?
2. Make a list of the six days and what God did on each day.
3. How do we know that God was pleased with His work? (Genesis 1:31)
4. What did God do on the seventh day?



Time and Work 2

Working and resting

1. How many hours do you usually sleep each night?
2. Select 5 people and ask them how much sleep they have each night. Make a graph to show how much each person sleeps.
3. Why might some people need more sleep than others? (Hint: think about age.)
4. Is there is a difference between sleep and rest?
Write a definition of each:
 - Sleep
 - Rest
5. Why do we need to rest?
6. What would be the problem with staying up until midnight every night?

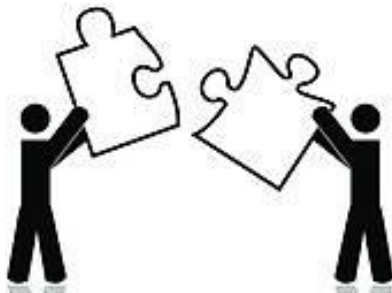


Time and Work 3

Working with others

Some work is done on your own. Some work is done with the help with other people.

1. Make a list of work activities that can be done on your own.
2. Make a list of work activities for which you require a helper.
3. List some tasks that require a group of people working together:
 - in your classroom
 - at home
 - in a community service.
4. Working together well is called co-operation.
Give an example of a task for each of the following that would need co-operation:
 - The Classroom
 - The home
 - The Community
5. Read Genesis 2:20. Why did God create the first woman?
6. How did He do this?



Time and Work 4

People in the Bible who co-operated with each other

Read Exodus 2:1-10

1. Who co-operated with who?
2. Why was co-operation important?

Read Nehemiah 3

1. What were the Jewish people building?
2. What parts of the building in particular needed to be repaired?

Read Nehemiah 4:6.

3. Which word tells us that the people had a good attitude to work?


Building a House

4. Make a list of the different tradesmen who help in the building of a house.

Co-operating together: Building God's House

Read Exodus 35:21-29

5. What is being built here?
6. The people brought their best gifts to God. They were gifts they had made themselves. List five things that the people brought to God's house.
7. Who was in charge of the project?
8. List three occupations mentioned in Exodus 35:35?



Time and Work 5

Working to find the best way

Try to think of a time when you needed to alter your first ideas or plans so that the finished result could be more effective.

This is what Gideon had to do.

Read Judges 7.

1. Gideon was the leader of the army in battle but God was not happy about his plans. Why? Read verses 5-6 to find out.
2. God knew that there was a better way. How did God make changes to Gideon's plan?
3. How many men were enlisted at the beginning?
4. How many left because of fear?
5. How many left because they lapped like dogs and were not keeping a watch for the enemy?
6. How many left in his army now?
7. Write a mathematical equation to tell this event in numbers.



Time and Work 6

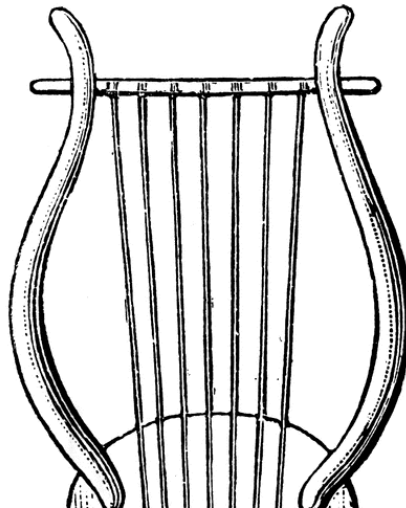
Everyone has talents

Everyone has a talent of some kind!
What is the meaning of the word 'talent'?

1. List some talents that your parents have.
2. Describe some of the talents that you have.

Some people have musical talents

3. Read 1 Samuel 16:23. What instrument could this boy play well?
4. What sort of instrument is this and what does it sound like?
5. Where do our talents come from? Find your answer in James 1:17.
6. How can you use your talents at school?
7. Do you think your talent will help you choose an occupation when you leave school?
8. What occupation would you like to follow?
9. How could you use your talents in this work?



Time and Work 7

Occupations in the Bible

Find out the occupations of people mentioned in these verses:

1. Acts 10:6 Simon was a _____
2. Acts 10:1 Cornelius was a _____
3. Acts 16:14 Lydia was a _____
4. Acts 18 Paul was a _____
5. Mark 1:16 Simon and Andrew were _____
6. Matthew 13:55 Joseph was a _____
7. Luke 19:2 Zacchaeus was a _____

8. Which of these occupations are still practiced today?

9. Which of these occupations have changed in the way that they are carried out?



Time and Work 8

Time

1. Read Luke 15:11-32. How did the son waste time?
2. How could it have been avoided?
3. List some ways in which people today waste time.
4. Make a chart for yourself showing every hour of one day. Mark against each hour how you would usually spend that time.
5. How could you improve on your use of time?
6. Take a survey of five people including yourself. For each person, find out the average number of hours spent in a day sleeping, eating, watching TV or screen activities, physical activity, studying, traveling, helping at home, spending time with God.
7. On which activity do you spend the most time?
8. On which activity is the least time spent?
9. The Bible tells us about time and work.
Read Ecclesiastes 3:1-8. What is this passage telling us?

God works in us.

10. Read Philippians 1:6. What is the good work begun in the hearts of Christians?
11. How does God continue working in us?



Time and Work 9

Honesty in work

Read Proverbs 20:23

In early times, produce was sold by weight. Explain what is this verse saying about the scales used for weighing?

How could people in these occupations act with a) dishonesty b) honesty:

1. People who make things
2. People who sell things
3. People who are paid according to their time
4. People who fix things

Punctuality in work

5. What does punctuality mean?
6. Why is it important to be punctual in a job?
7. What should you do if you have an emergency and you are going to be late?



Time and Work 10

Perseverance in work

1. What does perseverance mean?

2. If you are finding a job hard to do, you could:

Give up altogether

- Ask someone help you
- Do the job in smaller bites

Choose the best options and explain how this will help you to get through the job.

3. Choose one of these jobs and explain why they require perseverance:

- Weeding a garden full of weeds
- Building a road
- Completing a school project
- Washing clothes without a washing machine

4. What would happen if you gave up half way through and left the job undone?

Initiative in work

5. What does initiative mean?

6. How could you take initiative if:

a) The classroom is messy with papers and your teacher has just gone out of the class because she is feeling sick.

b) Mum is cooking dinner and little sister is crying.

Time and Work 11

Diligence in work

1. What is the meaning of diligence?
2. What could happen in these jobs if the worker was not diligent?
 - a) A surgeon
 - b) A pilot
 - c) A bus driver
 - d) A bank worker

Humility in work

3. What is the meaning of humility?
4. Explain how the staff should have acted in this situation:

The cleaner at a company cannot come to work today because she is sick. The rubbish is piling up but the staff members won't do anything about it because they say that it is not their job to put out the rubbish.

What should the staff have done? Why?

5. What does Jesus say about being prepared to do the humble jobs? (Matthew 20:26)
6. What do you think Jesus means when He asks everyone to be a servant?

Time and Work 12

Creativity in work

Christians have the opportunity of producing excellent work, because they understand that all their gifts are from God, and that God can use them.

We can ask God for wisdom in our work and also for new ideas. God is the creator of all knowledge. He is “all-knowing”.

As His children, we can ask Him for the best ways to do things in our work. He can help us solve problems and invent new things.

1. Here are some jobs that require problem solving. Explain the problems that might need to be solved:

- a) Medical science
- b) Aeroplane engineering

2. Here are some jobs that require creativity. Explain why.

- a) Industrial design
- b) Graphic design
- c) Film or music production

Flexibility in work

3. A creative person must be flexible. What does this mean? 4. Why is flexibility important if we want to come up with new and better ideas?