

God-centred Kindergarten Curriculum



Adapted from the YWAM Preschool curriculum 'A Biblical Foundation for Early Childhood Education' ©2013

by Rite & Stephen Mayers Chris Low

Page

Overview2	2-9
Daily schedule	10
God is Love (5 weeks)	11
God is Provider (5 weeks)	21
God is Pure & Holy (4 weeks)	31
God is Creator (5 weeks)	39
God is Wise (4 weeks)	49
God is a Servant (4 weeks)	57
God is Protector (3 weeks)	65
God is Truth (3 weeks)	71
God is Lord and King – Christmas	77
God is our Saviour - Easter	83
Enlarged templates	89

Beacon Media Kindergarten Curriculum Overview

Week	Topic & Theme	Bible	Prayer	Application / value
1	God is Love Human body <i>God is our Father who loves you very much.</i> God created me. I am special.	Introduction to Bible Creation story Genesis 1	Talking to God	Showing respect
2	Human body <i>God is Our Father, we are His children, and He loves us all the same.</i> Who is God?	We are all God's children Hairs on our head Mt.10:29-31	Praying for others	People are valuable
3	Human body God is our Father and I am His child.	I am wonderfully made Ps 139	God listens to my voice	We are all special
4	Names <i>Jesus knows all about me and knows my name.</i> Who is Jesus?	Nathanael The hairs on our heads Mt.10:29-31	Jesus knows us	Trusting God as a loving Father
5	Children of the world God wants to bless us	Jesus blessed the children Mk.10:13-16	Blessing other through prayer	Blessing others

Week	Topic & Theme	Bible	Prayer	Application / value
1	God is Provider Made by God or made by people? <i>God is Our Father: What can we know about Him?</i>	Who is God? (nature of God) He knows everything, the stars by name Ps.147:4, He is everywhere, and is all powerful.	Thank God that He provides for us.	Thankfulness and generosity
2	The things we need <i>God Our Father gives us the things we need</i>	The Garden of Eden Gen.2&3 <i>God our Father tells us the right thing to do</i>	Saying sorry when we do wrong	God shows us in the Bible how to do the right thing.
3	Food from creation <i>We are to be thankful just as Jesus was thankful.</i>	Jesus feeds 5000 Jn.6:1-14 The man who said thank you Lk.17:11-19	Giving thanks for what we have	Thankfulness
4	Healthy Food <i>Father God gives us the things we need</i>	God provides for Elijah and the widow 1 Kings 17 Do not worry. Matt 6:25-34	Thank God for using His great power to help us.	Thankfulness
5	Science investigations with oil <i>God is our Father, we are His children, and He provides for us.</i>	Elisha and the widow's oil 2 Kings 3-4 Elisha prays for a lady to have a son 2 Kings 4:1-7	Thank God for using His great power to help us.	Thankfulness

Week	Topic & Theme	Bible	Prayer	Application / value
1	God is Pure & Holy Light & the solar system <i>Jesus helps us to do what is right.</i>	The conversion of Saul Acts 9 Paul and Silas in jail Acts 16:16-40	Asking Jesus to help us do what is right	Obedying what God says to do in the Bible
2	Colours of the rainbow <i>God Our Father wants us to obey Him.</i>	Noah's obedience (Gen 6-9) compared to Adam & Eve's disobedience (Gen 3)	Asking Jesus to help us do what is right	Practicing obedience
3	Light & colour continued <i>God has a plan for us.</i>	Zacchaeus Lk.19:1-10 The son who left home Lk.15:11-32	Thanking Jesus that He has a plan for us.	Asking for forgiveness
4	Feelings and emotions <i>God understands how we feel.</i>	Joseph Genesis 37-50	Worship & praise	Forgiving others

Week	Topic & Theme	Bible	Prayer	Application / value
1	God is Creator Animals <i>God created the world in six days</i>	God created the world in six days (Revision) Gen 1; Gen 2: 1-4	Thankfulness for all that He has made	Belief in God's power to create the universe in just 6 days
2	Land animals and birds <i>What happened to God's beautiful world?</i>	No longer perfect Gen. 2:4-25 & 3.	Thankfulness for all that He has made	Understanding that when bad things happen it is not God's fault
3	Minibeasts: insects, spiders, snails, slugs, centipedes and worms <i>Jesus has power over creation</i>	Jesus calms the storm Luke 8:22-25 Peter walks on water Matt 14:22-33	Praying to Jesus when we are afraid	Trust
4	Minibeasts: snails, slugs, earthworms, centipedes <i>Jesus is the life giver</i>	The raising of Lazarus John 11:1-45 Jairus's daughter Matt 9:18-26	Thank Jesus for living things & helpful minibeasts	Respect for God's creation
5	Living or non-living; Plant or animal? <i>God looks after all His creatures</i>	Psalm 23	Thanks to God for caring for us	Trust and confidence in our creator

Week	Topic & Theme	Bible	Prayer	Application / value
1	God is Wise Growing up to be healthy <i>God wants us to grow in wisdom as Jesus did</i>	Jesus' growth & development Luke 2:40	Asking God to help us to be wise	Wisdom defined
2	Healthy habits <i>God our Father helps us to obey Him.</i>	Moses and the Ten Commandments Exodus 1 - 20	Worship & praise	Following God's commands
3	Road safety rules <i>God our Father loves us and wants us to talk to Him.</i>	Good shepherd John 10	Worship & praise	Listening to God's voice
4	Safety with germs <i>God our Father loves us and wants us to listen to Him.</i>	The boy Samuel 1 Sam chapter 1 Mary listened to Jesus Luke 10:38-42	Worship & praise	Listening to God's voice

Week	Topic & Theme	Bible	Prayer	Application / value
1	God is a Servant Community workers <i>We are to honour our parents as Jesus honoured His parents.</i>	Jesus visits the temple Lk.2:41-52	Pray for parents	Helping and being obedient to parents
2	Doctors and nurses We are to help the sick & needy as Jesus did	The healing of Blind Bartimaeus Mark 10:46-52 The man at the pool John 5:5-13 The man who could not hear or speak Mark 7:31-37	Prayer for those who need healing	Showing love and kindness to those with special needs
3	As above including the Dentist and care of teeth We can pray for people in the name of Jesus	Peter & John & the lame man Acts 3:1-10 Paul prays for a lame man Acts 14:8-10	Praying for needs	Testimonies & answered prayer
4	Languages and messages <i>We can serve God our Father by telling others about Jesus.</i>	Philip & the Ethiopian Acts 8:26-40 Paul in Athens Acts 17:16-34	Prayer for those who don't know Jesus	Serving by telling others

Week	Topic & Theme	Bible	Prayer	Application / value
1	God is Protector People who protect us <i>God our Father is the one true God. We can put our trust in Him.</i>	The Fiery Furnace Daniel 3 The golden calf Exodus 32	Asking God to keep us safe	Trusting God
2	How animals hide <i>God our Father can be trusted.</i>	Daniel in the lion's den Dan. 6	Asking God to keep us safe	Trusting God
3	How animals hide <i>Jesus keeps us in His care when we follow Him.</i>	Saul's escape in a basket over a city wall Acts 9:19-31 Paul & Silas escape from jail Acts 16:16-40	Thanking God that He always keeps His promises.	Trust; not to fear

1	God is Truth Life in Bible times: Israel; deserts <i>God wants us to know what the Bible says</i>	Temptations of Jesus. He used God's word. Mt.4:1-11	Ask God to tell us what to do	Relationship with Jesus
2	Life in Bible times: getting water; wells <i>Jesus knows all about us</i>	The woman at the well John 4:4-26 Nathanael (Revision) John 1:43-50	Ask God to tell us what to do	Relationship with Jesus
3	People of Bible times <i>God Our Father wants us to follow Jesus.</i>	Jesus calls His disciples Lk.5:2-11 Nicodemus John 3:1-17	Pray that others will follow Jesus	Following Jesus

Christmas and Easter – Place these into your curriculum at the appropriate time if year.

Christmas

1	<p>God is Lord & King Making plans <i>God our Father has plans for us, and for the world. He planned that Jesus would come.</i></p>	<p>Angel announces Jesus' birth to Mary. Luke 1:26-56 Mary & Joseph's trip to Bethlehem. Luke 2:1-6</p>	<p>Thanking God for His plan for us</p>	<p>Following Jesus</p>
2	<p>Making gifts <i>God wants us to follow Him.</i></p>	<p>Birth of Jesus Luke 2: 6-20 The wise men & Herod Mt.2:1-12; Mt.2:13-15, 19-23</p>	<p>Thanking God for sending Jesus</p>	<p>Following Jesus</p>
3	<p>What is a king? <i>Jesus is God's Son who came to us as a baby, but also a King.</i></p>	<p>Revise The flight into Egypt: Mt.2:13-15, 19-23</p>	<p>Thanking God for sending Jesus</p>	<p>Making Jesus Lord and King of our lives</p>

Easter

1	<p>God is our Saviour The world <i>Jesus showed the greatest love, by choosing to die for us.</i></p>	<p>The Easter story Triumphal entry Jn 12 Last supper Jn 13 Praying in the garden & crucifixion Jn chapters 17-19</p>	<p>Thank Jesus for choosing to come into the world, to die for us.</p>	<p>Showing love to others</p>
2	<p>Music and celebration <i>Jesus died and came alive again!</i></p>	<p>Jesus appears to His followers Matthew chapters 27 & 28 The great catch John 21:1-14</p>	<p>Praise and celebration: Jesus is alive!</p>	<p>Thankfulness to Jesus who provides for us and keeps us safe</p>
3	<p>Making cards and gifts for the sick <i>Jesus is now with His Father, but also with us.</i></p>	<p>The ascension of Jesus Matthew 28 & Acts 1</p>	<p>Praying for those who are sick or sad.</p>	<p>Thankfulness to Jesus</p>

Daily schedule (example)

9 am Arrival, greeting

9 am – 9.50 am, Free choice/activity centres

9.50 – 10.00 Tidy up

10.00 – 10.20 – mat time no 1: Bible story, song, theme discussion, prayer

10.20 – 10.45 – snack time and outdoor play

10.45 – 11.05 – mat time no. 2: Thematic Science or Social Studies; Literacy; Numeracy

11.05 – 11.50 – Free choice/activity centres or more outdoor play

11.50 – 12.00 – story book

12.00 Clean up, Lunch (or dismissal for shorter kindergarten programs)

For longer kindergarten programs:

12.30 – 1 pm outdoor play

1 pm – 1.15 story book

1.15 – 1.40 Songs, dance

1.40 – 1.45 Mat time 3: Wrap up the day; give out completed work to take home; and prayer

1.45 – 2 pm Quiet activities while waiting for pick up. (Activities that do not make a mess and can be quickly packed up, e.g. drawing, puzzles, book reading)


All songs are free downloads from

www.beaconmedia.com.au

See Primary - Music


God is Love Week 1 God is our Father who loves you very much.

Bible Lesson	Science/Social Studies/Art	Literacy/Numeracy/Music	Creative free choice activities
<p>Introduction to the Bible; The creation story: Gen.1:1-2:2</p> <p>Memory Verse: Your Word, Lord, will last forever. Ps.119:89</p> <p>Monday: The Bible is a very special book; It is Father God's words written down.</p> <ul style="list-style-type: none"> • The Bible helps us know what God is like • Show a variety of Bibles, both adult and children's versions. They are all Bibles with the same stories about Father God and His Son Jesus. Some have pictures, others don't. They come in different sizes, have different covers but they are all God's Word, given to us as a special book. • The Bible is different from other books we use. Show a cookery book, or story book. • No book is as important and special as the Bible. Father God gave it to us so we can know Him and how he plans for us to live. 	<p>7 days of Creation paintings or collage</p> <p>Flying bird mobiles (Creation Day 5)</p> <p>Jungle animal collage (Creation Day 6)</p> <p>Jungle Poem</p> <p>Tiger, tiger, orange and black, with black stripes upon his back, When he growls, sharp teeth I see, he's as scary as can be.</p> <p>Elephant, elephant large and grey, swings his trunk along the way. His ears are big, his tusks are white. Don't be scared, he doesn't bite.</p> <p>Crocodile, crocodile long and green, the sharpest teeth you've ever seen. His legs are short, his mouth is wide. If you get too close, you'll be inside.</p> <p>Giraffe, giraffe, so very tall, he spreads his legs out so he won't fall.</p>	<p>4-yr-olds</p> <p>Provide a writing centre with different types of writing materials and papers. (free choice)</p> <p>Also provide writing patterns on cards for children to copy.</p> <p>Sounds: What sounds do certain animals make?</p> <p>Shapes: Cut out circles, triangles, squares, rectangles of different colours and children can create a collage as free choice activity.</p> <p>Objects on a tray memory game. Put 5 objects (can be plastic animals) on a tray. Children close eyes. Take one away. Which is missing?</p> <p>Puzzles</p> <p>Story books</p> <p>Counting rhyme: Fish Alive Number recognition 1 – 7. Make large cardboard numbers hold these up as you are telling the Creation story.</p>	<p>Creation free choice activities</p> <p>Sorting tray – a box with 6 compartments, numbered 1 to 6. Have a selection of pictures of the things made on Days 1-6. Children can put the right picture in the right compartment.</p> <p>Sand tray with plastic animals, labeled "Day 6"</p> <p>Sand tray with dinosaurs</p> <p>Plastic bowl filled with water containing plastic fish and other sea creatures</p> <p>Bird cut-outs and feathers for the children to glue on</p> <p>Hearts – Pre-cut card or paper hearts with 'Jesus loves me' written on each. Children can decorate the hearts.</p>

<p>Tuesday: Read the 7 days of Creation (Use a children’s Bible)</p> <p>Wednesday: The memory verse – Ps 119:89 What is meant by God’s word? Why is it special? It is God speaking to us and telling us what to do; and telling us about Him. Revise the days of Creation. How do we know it is true?</p> <p>Thursday: We are special to God. God made people on day 6, the same days as the land animals, but we are more special. Why? We can love God, and He loves us very much. God is Love. Who loves you the most? God loves you even more.</p> <p>Friday: The dinosaurs – Which day did God make them? Why are they not here today? They are ‘extinct’ (explain). People say they lived millions of years ago but that is not true because the Bible tells us they were created about 6000 years ago, when He made the world.</p>	<p>He eats leaves from the tops of the trees. His long neck helps him reach the leaves he sees.</p> <p>Hippopotamus, hippopotamus, in the mud he lies. The mud goes right up to his eyes. Lying in the muddy pool, keeps his skin very cool.</p> <p>Father, lion. mighty and strong, has a very loud roar and a mane so long. Mother lioness goes hunting each day. Her cubs wait at home and must not stray.</p>	<p>5-yr-olds Practice writing their name, copying from a name card.</p> <p>Sounds – use a picture or object collection and ask them to say the BEGINNING sound of the picture or object you pull out. (mat time) Do not show them any letters yet.</p> <p>Flashcards – have pairs of words on a table. They have to put the same words together. They do not have to know what the words say.</p> <p>Make a Big Book – Jesus loves me. – Jesus loves (child’s name) Each child draws a picture of themselves leaving space for you to write underneath. Staple it together and make a Big Book for reading. Make sure your writing is large and clear.</p> <p>Counting: Counting animals, fish etc to 10 (mat time) Set out different numbers of animals, e.g. 7 – How many are here? Count.</p>	<p>Puppet theatre for animal stick puppets.</p>  <p>Hand and finger prints for “God made me special” (Creation Day 6)</p> <p>Plant collage Use paper plates and stick on flowers, grasses and leaves. Label “Day 3”</p> <p>Underwater scene – children draw fish and sea creatures with crayon. Cover drawing with a thin blue paint wash. (Creation Day 5)</p> <p>Fish mobiles (Creation Day 5)</p> <p>Animal stick puppets – paper animals stuck to sticks. Use for a puppet show</p>
---	---	---	---

Personal Devotions: God’s Word instructs us and guides us. Josh.1:7-8, Ps.119:105 God’s Word is true. Ps.119:160, 2Tim.3:16-17 God as Creator. Gen.1:1, Is.45:12, Col.1:16 God created man. Gen.1:27, Ps.119:73



God is Love Week 2 God is Our Father, we are His children, and He loves us all the same.


Bible Lesson	Science/Social Studies/Art	Literacy/Numeracy/Music	Creative free choice activities
<p>People are God’s special creation; We are made in God’s image, with the ability to think, feel and choose.</p> <p>Memory Verse: How great is the love of God our Father, that we are called children of God. 1 John.3:1a</p> <p>Monday: People are special to God – more special than animals. God loves everyone. <i>(Ask children to turn to a partner and think of something special about that person.)</i> God made everyone special and loves everyone very much. We are the same in some ways. We have eyes and feet, but different in other ways. <i>(Ask children to think of ways in which people are different.)</i> Everyone is special to God. He told us that He even knows how many hairs on our heads! (Mt.10:29-31)</p> <p>Tuesday: Memory verse – John 3:1a. Who are God’s children? We are. How much does God the Father love us? Does He love some people more than others?</p>	<p>Topic: The human body</p> <ul style="list-style-type: none"> introduce and name body parts pointing out their specific purposes or abilities. Try out different movements, e.g. Ask, ‘What can our hands do?’ wave, grasp, point, stroke, rub, scratch, tickle, clap, etc. What are our 5 senses? Do some experimenting with them all. <i>(sight, smell, hearing, touch, taste)</i> People are created differently to animals. Discuss some of the things we can do that animals cannot do: drawing, building, discussing, writing, thinking about right and wrong choices. Ask: ‘Can a dog go shopping for his food? Could a cat learn to read?’ <p>Drawing activity: Children can help each other trace around themselves on a huge sheet of paper. They can then add details inside their body shape, such as facial features, hair, and can add clothes if they wish.</p>	<p>Finger plays</p> <p>Which is different activity: Teacher draws 5 cats, but one doesn’t have a tail. Then 6 ladybugs, each with 6 spots, but one only has 4 spots.</p> <p>Sounds – listen for beginning sounds of body parts, they say – “h hair; n nose” etc. Do not use letter names.</p> <p>Counting rhymes Counting fingers</p> <p>Song: God loves you specially (All Creation Sings)</p>	<p>Doctors and nurses station: role play</p> <p>Mirrors: children can look at themselves in the mirror. Have drawing materials on the same table. Children can draw their own face.</p> <p>Shop: Set out empty food packets or pictures of food, clothes etc. Provide shopping baskets. Children have to <i>choose</i> which things they will buy.</p>  <p>Dolls and teddies: Children have to choose which clothes to dress them in.</p>

<p>Wednesday: We can make choices. We can make choices about a lot of things: what we have for a snack, which colour of pencil to draw with, which toy to play with. Can a doll or a teddy make choices? No, they cannot make choices like we can. <i>(Show pictures of foods, or objects on a tray. Ask children to come up and make a choice.)</i></p> <p>Thursday: Yesterday we made choices about things we like. We also have to make a choice sometimes between what's right or wrong, e.g. We choose whether to wait our turn or to push in front of another child, whether to tidy away our toys when we are asked.</p> <p>Friday: People are valuable. What does that mean? <i>(Think of a valuable jewel)</i>. Therefore, we have to treat one another carefully and kindly. God tells us to 'love one another'. <i>(Have some paper hearts cut out. Ask to children pair up. Each one gives their heart to the partner.)</i></p>	<p>Some may be familiar with internal organs such as heart and lungs.</p> <p>Collage activity: Use match sticks, representing bones, to glue on to paper inside an outline of the human body.</p> <p>Printing: try foot prints this week, or draw around the feet and colour inside with patterns.</p> <p>Song: God loves you specially <i>(All Creation Sings)</i></p>	<p>5-yr-olds</p> <p>Sounds: Continue to revise the sounds of the letters of the alphabet using pictures. Do not use letter names yet and do not show them any letters yet.</p> <p>Play "I spy"</p> <p>Make a big book: We are all different Each child draws a picture of a friend. They have to draw something special about what that friend can do. Teacher writes sentence underneath, e.g. 'Sara can make a cake.' Staple pages together to make a book.</p> <p>Make a big book: Choices Each child draws a picture of themselves choosing something, e.g. I can choose (teacher writes sentence at the bottom)</p> <p>Read Big Book from last week.</p>	<p>Restaurant and Playdough – children make 'foods' for customers to choose.</p> <p>(Teachers can reinforce the word 'choose' as they are interacting with children in free play.)</p>
--	--	--	---


Personal Devotions: God is Our Father. Is.64:8, Mal.2:10, 1Jn.3:1 We are created in God's image. Gen.1:26-27 We are God's most special creation, and greatly valued. Mt.6:26, 1Cor.6:20 God created us with the ability to make choices. Deut.30:19 We are to value ourselves and others as God does. Mt.22:37-39, 1Jn.13:34

God is Love Week 3 God is my Father, I am His child.

Bible Lesson	Science/Social Studies/Art	Literacy/Numeracy/Music	Creative free choice activities
<p>God Our Father has made each of us special. He is a Father who listens to us.</p> <p>Memory Verse: I will praise you, for I am wonderfully made. Ps.139:14</p> <p>Monday: God made each person very special. He knows everything about us. He knew us even before we were born. He knew all about us while we were growing in secret inside our mum, where nobody but Father God can see.</p> <p>Tuesday: Memory verse Ps 139:14</p> <p>Wednesday: action poem <i>Lord, You know all about me (point to self)</i> <i>You know when I get up, (stand up)</i> <i>You know when I sit down (sit back down)</i> <i>You know about my thoughts (point to head)</i> <i>You know about everything I do (make large swirls with hands)</i> <i>You made my whole body (move hands to touch head to toes)</i></p>	<p>Topic: Me Make a wristband for each child, with 'I am special' written on it. Children can decorate the band with coloured patterns.</p> <p>Finger print creatures Everyone has a different finger print. Use a damp sponge on a plate. Spread a little paint over the sponge and allow children to make finger prints, by pressing their finger into the sponge then stamping on to paper. Extend this to hand prints: How many different types of marks can we make with our hands? Get the children to explore using different parts of their hand for printing, such as clenched fist, one flat finger etc.</p> <div style="text-align: center;">  </div>	<p>4-yr-olds Listening game: copy my claps (teacher gives certain number of claps and children copy.)</p> <p>Play dough birthday cakes Children make a cake for their next birthday. How many candles will be on the cake?</p> <p>Counting rhymes</p> <p>Song: I've got 10 fingers (Couldn't be Finer)</p>	<p>Collage Set up a table where children can make a collage of their face. Provide various materials such as round things for eyes and string or wool for hair.</p> <p>Finger puppets Make a puppet theatre from a cardboard box. Set out blank paper finger puppets. Children can add facial features and hair. They can make their finger puppets talk, making up plays using the puppet theatre.</p> <div style="text-align: center;">  </div>

<p><i>You made me in my mother's body (cuddle your own body)</i> <i>I thank You because You made me in an amazing way (wave arms from one side to other- making arc)</i> <i>What You have done is wonderful (flick fists and fingers to make stars)</i> <i>I know this very well (Nod head and clap)</i></p> <p>Thursday: God thinks of me: Ps.139:15-18 tells us that God thought about us and planned for us. God is everywhere; is always thinking about us and has good plans for those who follow His ways. What is a plan? What is a good plan? What good plan could God have for you? God has good plans for us when we love Him. How can we show that we love Him?</p> <p>Friday: God listens to us. Because He loves us so much, He wants to hear us pray. Ask the children what we can pray for. Ask the children to find a partner and let each child pray for the other person.</p>		<p>5 yr-olds Make a 'ME' book. Teacher can write the sentences for each page: This is me. (Drawing of themselves) My name is ... My birthday is on ... (They can draw a birthday cake) I am ... years old. I am ...cm tall. I like to eat ... This is my hand. This is my foot.</p> <p>Read Big Books made previously.</p> <p>Sounds: begin matching sounds and letters – this week: 'a' ant (See Bible Phonics). Learn the rhyme.</p> <p>Beacon Media Maths cards Level 1</p> <p>Large number line – walking and counting to 10</p> <p>Counting actions: jumps, hops, claps, nods, taps etc.</p>	
--	--	---	---


God is Love Week 4 Jesus knows all about me and knows my name.

Bible Lesson	Science/Social Studies/Art	Literacy/Numeracy/Music	Creative free choice activities
<p>Jesus, God's son, came to live on the earth to show people how much God loves them.</p> <p>Memory Verse: God knows how many hairs on your head. You are more precious to Him than the birds. Matthew 10:31</p> <p>Monday: Who is Jesus? Jesus is God's Son. Like God the Father, Jesus is God. He has always been there. About 2,000 years ago, God sent His Son from heaven to earth as a baby. Jesus was born in Bethlehem, Israel. Like other children, Jesus learned to talk and read and help His parents. But Jesus was different too: He never did anything wrong. He never had bad thoughts or and never made wrong choices. He was not only person but also perfect, holy God.</p> <p>Tuesday: the importance of names. Why do we have names? When do we use names? How many names do we have? (First and second name) Do you know anyone who has exactly the same name as you? Do you know the meaning of your name?</p>	<p>Topic: Names</p> <p>The children can make a card with their own name on it. They can decorate the card and include pictures of things special to them, e.g. favourite toys, pets.</p> <p>Names of people in my family: children can draw a picture of members of their family. The teacher can write the names of family members on their drawing.</p> <p>Using people's names: Discuss the way in which we use names to show that we are friendly, or to show that we respect them. Respect means we will treat a person with care, and will listen to what they say. We call our teachers: Miss, Mrs., Mr. We our parents Mum, Dad, and have special names for aunties, uncles, grandmas and grandpas.</p> <p>Do some role plays – asking people politely for something, using their name, e.g. Ben, can I please use the yellow paint after you?</p>	<p>4-yr-olds</p> <p>Listening game: Doggie, Doggie, whose got the bone?</p> <p>Sounds: Listen for the beginning sounds of names of children in the class.</p> <p>Clap the rhythms of names, e.g. Jer/e/mi/ah</p> <p>Counting rhyme involving names: 5 yummy buns in a baker's shop Big and round with sugar on top Along came ...<i>child's name</i>... with some money one day Bought a bun and took it away 4 yummy buns in a baker's shop etc. down to "no yummy buns ... couldn't by a bun to take away."</p> <p>5-yr-olds</p> <p>Sounds: Introduce 'b' boat (Bible Phonics)</p> <p>Beacon Media maths cards Level 1</p> <p>Write a letter to a friend.</p>	<p>Set up a free choice writing centre with different types of writing material, and papers. Have name cards so that children can select their own name and try to copy it.</p> <p>Paper chain dolls</p>  <p>The children might like to give a name to each member of the chain.</p>

Do you know the meaning of your best friend's name?
 How many in the group have names from the Bible?
 Does Jesus know your name?
Wednesday: Jesus called Nathanael by name John 1:43-50. Jesus knows my name. I am special to Him. Read or tell the story on the next page.
Discussion:
 Does Jesus know about you too? What does He know about you? Jesus not only knows your name, and the colour of your eyes and hair. He also knows when you are feeling happy, sad or afraid. When you ask Him to be your friend, He is there with you all the time.
Thursday: Revise the Nathanael story and act it out.
Friday: Memory verse Matthew 10:31

Names

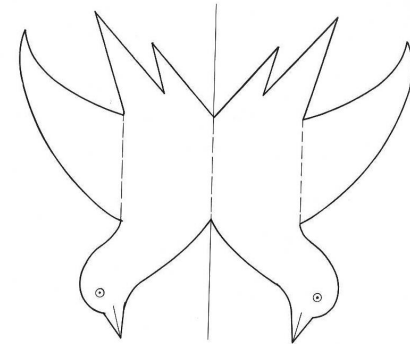
Everybody
 Has a name
 Some are different
 Some the same
 Some are short
 Some are long
 All are right
 None are wrong
 I like my name
 It's special to me
 It's exactly who
 I want to be!



The child tells the teacher what they want to say and the teacher writes it for them.

Songs:
 I've got 10 fingers
 God loves you specially

You are more precious than the birds, (Mat 10:31)
 See enlarged template.



Personal devotions: John 1:43 Nathanael; Matthew 10:31 Jesus knows how many hairs on our head; Revelation 21:27 Names in the book of life; Isaiah 49:16 Names inscribed upon His hands; John 10:14-15 Jesus knows His sheep by name.


Story: Jesus knew their names

When Jesus called the disciples to be His followers, He called them by name. The first ones He called were the four fishermen, Simon, Andrew, James and John. One day, Jesus met Philip walking down a street in Galilee. He knew that Philip would become one of His friends. "Follow me," Jesus said to Philip. Philip had a friend called Nathanael. He told Nathanael about Jesus. "Come with me," said Philip. "I have found the someone sent by God." Nathanael went with Philip to see Jesus. When Jesus saw Nathanael coming, He knew that Nathanael too would become one of His friends. He had never heard of Nathanael before, yet Jesus knew all about him. He even knew his name.

"How did you know me? How did you know my name?" asked Nathanael. Jesus answered, "I saw you, Nathanael, even before Philip asked you to come and meet me. I saw you when you were sitting under the fig tree." Nathanael was surprised and said, "Jesus, you really are the Son of God!"

God is Love Week 5 Jesus loves us and wants to bless us

Bible Lesson	Science/Social Studies/Art	Literacy/Numeracy/Music	Creative free choice activities
<p>Jesus welcomes children and wants to bless them.</p> <p>Memory Verse: He took the children in His arms, put His hands on them and blessed them. Mk 10:16</p> <p>Monday: Read the story of <i>Jesus and the children</i> from a children's Bible. (Mk 10:13-16)</p> <p>What did the Mummies and Daddies want Jesus to do for their children? Who were the disciples? What did they say? What did Jesus do? What did He say?</p> <p>Tuesday: Memory verse Mk 10:16</p> <p>Wednesday: Jesus wants to bless us. What is a blessing? It is when you plan for something good to happen to a person. What kind of blessings does God give us? (sun, rain, food etc.) How could we bless someone?</p> <p>Thursday: Praying for others. We can bless someone by praying for them. Pair children up for prayer. Ask each child to pray for someone while their partner listens, then switch.</p>	<p>Topic: Children of the world</p> <ul style="list-style-type: none"> • Look at the map of the world – if possible, a globe. • Find where you live. • Choose a nation or cultural group to focus on. • Find creative ways to let the children experience something of the culture. • Show pictures, have samples of food, look at costume, things these people make etc. • Discuss what the land and weather are like. How is it different to where you live? • Are there different nationalities within the group? • Does anyone speak a different language? If so, they can teach the rest a new word or phrase. • Throughout all the experiences, keep communicating that each child, from whatever nation or culture is created and loved by Father God, and all are equally special and valued. 	<p>4-yr-olds</p> <p>Story book about people another culture</p> <p>Sounds: Listening games</p> <p>Counting: 1 - 10</p> <p>5-yr-olds</p> <p>Letter box Write letters (or make drawings) for children in the class, and post in the posting box on the table. A teacher will have to supervise to help children write the name /message for the receiver.</p> <p>Sounds: 'c' camel (Bible Phonics)</p> <p>Counting: objects to 20</p> <p>Beacon Media Maths cards Level 1</p>	<p>Dress ups</p> <p>Plastic bottle people: Provide pieces of fabric of different patterns and colours, strings and sticky tape. The children can "dress" the bottle in a costume, e.g. a water bottle. You could stick on a cardboard head.</p> <p>World weather station: Show that there are different types of weather around the world. Set up a painting table where children can choose one of the following for painting a scene: hot and sunny; cold with snow; lots of rain where green plants grow; dry with not much rain (desert)</p> <p>Drawings of Jesus and the children: Provide the outline and children can fill in details of eyes, mouths, hair, clothes etc.</p>

<p>Friday: Praying for children of the world. Refer to creation story, highlighting day 6 when God made people. Show pictures of children from different cultures, and discuss how Father God loves those with every variety of skin colour, hair type and language. Suggest some of the needs of children, in your country or in other countries and pray for them. If possible, have photos of children in nations where there is poverty.</p>	<p>Cooking of foods from different cultures</p> <p>Collage: cut outs of children, that can be decorated with clothes, eyes, hair etc.</p> <p>Songs: God love you very specially (<i>All Creation Sings</i>) <i>I've got 10 fingers (Couldn't be Finer)</i></p>		 <p>See enlarged template.</p>
---	--	--	--

Personal Devotions: God's heart is to bless His people. Deut. 28:1-8 He gave instructions for us to bless others. Num.6:22-27, Ps.72:15, Ps.129:8 Our words of blessing have impact. Prov.12:25, Prov.16:24, Prov.18:21 Children are important to Father God. Deut. 6:6-7, Mt. 18:1-6 Mk. 9:36-37

God is Provider Week 1 God is Our Father: What can we know about Him?

Bible Lesson	Science/Social Studies/Art	Literacy/Numeracy/Music	Creative free choice activities
<p>Understanding who God is: He is everywhere; He is more powerful than anyone or anything; He knows everything. He loves, cares for us and provides for us.</p> <p>Memory Verse: Great is the Lord and greatly to be praised. Ps. 48:1a</p> <p>Monday: God is everywhere at the same time. This is something impossible for people! We cannot be at home and school, or at the shops and the park at the same time. But God Our Father is everywhere at the same time. There is nowhere we can go that God Our Father won't be with us. Wherever we are, He is there too! He is in every place in the whole world! This is hard to understand and very amazing, but it's true!)</p> <p>Tuesday: God knows everything We know some things, and we can learn more, but we could never know everything that there is to know. Father God does not have to learn and discover things, He already knows all there is to know! The Bible tells us that He knew us before we were born, he knows our thoughts, He knows the number of</p>	<p>Topic: Made by God or made by people?</p> <p>When God made the world, He made it out of nothing. He made it by simply by speaking! We could never do that. But people can make things. We can use the things God has already made to make other things.</p> <p>People-made or God made: Drawing Activities</p> <p>God made trees. Ask children to draw a tree, then around the tree things people can make from a tree, e.g. tables, chairs, toys, pencils</p> <p>Plants for food</p> <p>Ask the children to draw foods that come straight from God's Garden, e.g. fruit, vegetables, rice, cassava</p> <p>Foods we make</p> <p>Ask them to draw the foods we can make from the foods in God's Garden, e.g. bread from wheat, jam and fruit juice from fruit.</p>	<p>4-yr-olds</p> <p>Story book</p> <p>Sounds:</p> <p>Listening games</p> <p>Colours:</p> <p>Colours of fabrics, fruits, vegetables</p> <p>Counting:</p> <p>Counting rhymes</p> <p>Stepping the number line to 10</p> <p>Threading beads – 10 beads on a string</p>	<p>Sorting tray divided into two compartments. Have a selection of people-made and God-made items for classification, e.g. stones, leaves, shells, fruit, vegetables, small kitchen items, stationary items</p> <p>Picture sorting: Have a number of pictures of God-made things: trees, sheep, wheat etc. and some of man-made things: ask the children to sort the pictures into people-made and God-made.</p> <p>Make things using man-made items such as boxes and man-made collage materials such as fabrics.</p> <p>Show that God planned everything He made. Provide drawing paper so that the children can plan and design their own construction by drawing it first.</p> <p>Make a God-made collage from plant materials, sand etc.</p> <p>Man-made fabrics: provide pre-cut pieces of fabrics for collage. Major</p>

<p>hairs on our heads, (Lk 12:7). He knows all the stars by name, (Ps. 147:4)</p> <p>Wednesday: God is most powerful God is powerful and nothing is too hard for Him. Remember how He created the world? Because God cares for us so much, He has made the things we need out of nothing. He gives us food, water and air to breathe. He provides for us. That means that He looks after us and gives us the things we need.</p> <p>Thursday: Memory verse Ps 48:1a</p> <p>Friday: Revision God is everywhere: Wherever we go, God Our Father is with us. He is with everyone in your family. He is with people all over the world at the same time. <i>(Show map or globe.)</i></p> <p>God knows everything: He knows about us, what we are feeling and thinking. He knows what makes us happy, sad or excited. He knows what we had for breakfast and what we will eat at home tonight.</p> <p>God hears us: God can do absolutely anything! God is the One who loves us and listens to us, and is able to answer when we ask for His help. (Jer.29:12-13)</p>	<p>Clothes from things God made God created the sheep and we take their wool and make clothes and blankets. God created cotton plants (show cotton wool) that can be made into clothes. Ask them to draw sheep, cotton, and the things that can be made from sheep's wool and cotton.</p>	<p>5-yr-olds Sounds: (Bible Phonics)</p> <p>Big Books – reading previously made</p> <p>New Big Book: Things that God made Things that I can make</p> <p>Counting objects to 20 Recognizing numbers to 10</p> <p>Counting rhymes</p> <p>Beacon Media Maths card Level 1</p> <p>Song: God is Wonderful <i>(Couldn't be Finer)</i></p>	<p>on bright colours and patterns. Add wool or cotton wool</p> <p>Make clothes for a cardboard cutout of the human body.</p> <p>Dress ups</p>
---	--	--	---

Personal Devotions: God's omnipresence (He's everywhere): Ps.139:7-12, Jer. 23:24 God's omnipotence (He's all powerful): Jer. 32:17,27 Mt.19:26; God's omniscience (He knows everything): Ps. 33:13-15, Ps.139:1-6, Is.40:27-28; God's reasonable expectation of us. Deut. 30:11, Mic.6:8, 1Pet.1:15-16

God is Provider Week 2 God Our Father gives us the things we need

Bible Lesson	Science/Social Studies/Art	Literacy/Numeracy/Music	Creative free choice activities
<p>God knows what is best for us. God has given us the Bible to teach us to follow His ways. Genesis 2 & 3</p> <p>Memory Verse: Every good and perfect gift comes from God. James 1:17</p> <p>Monday: The beautiful Garden of Eden. In this garden, Adam and Eve had air to breathe, water to drink, food to eat, a place to sleep and friendship with one another. (Show a picture from a children’s Bible and ask the children to say what they see in the picture.) Ask: Who made this garden? When did He make it? What bad things were NOT in the garden? What good things were there? We say that the Garden was ‘perfect’. What does that mean?</p> <p>Tuesday: Adam and Eve broke the rules</p> <p>God gave Adam and Eve some rules. He told them how they should live in the Garden of Eden. There was one special rule: they should not eat the fruit of a special tree – the tree of good and evil. If they ate the fruit, then they could do evil things. When they followed what God said, they were best friends with God the</p>	<p>Topic: The things we need</p> <p>God provides air: (Monday)</p> <p>Ask children to breathe in and out. We are taking in air! You cannot see it, smell it or taste it but it’s very important to live. Sometimes we hear a noise if the wind is blowing hard. That’s the air moving quickly. God provided air all around us. We could not live without it. When we breathe in, we take air into our body through our nose. It goes into our lungs. (Ask children to put hands on chest and feel rise and fall as they breathe in and out.) it’s a bit like air filling a balloon. Our lungs take air to the rest of our body. When we are running or getting exercise our body needs more air so we breathe faster. We can try this when we go outside later.</p> <p>Water: (Tues) Look at a glass of water. It has no colour! It has no smell or taste. We also find water in lakes and rivers. At home we just have to turn on the tap to find water. Our bodies need water to live and grow. We use it to drink and in cooking food. What else do</p>	<p>4-yr-olds</p> <p>Make a thank you book...thank you for my food, family etc. Each child contributes a page.</p> <p>Make a chart of the things we need. Draw a picture for each aspect and stick on the chart.</p> <p>Thank you rhyme</p> <p>My hands say thank you with a clap clap clap My feet say thank you with a tap tap tap My head says thank you when I give a nod I say thank you for everything to Father God (<i>arms towards Heaven</i>)</p> <p>5-yr-olds</p> <p>Big Book: God gives</p> <p>One page per child, e.g. God gives us food. God gives us ... Children can illustrate their idea. Staple pages together and make a book for reading. Students should have their name on their page.</p>	<p>Blowing bubbles (air)</p> <p>Home corner with pretend food</p> <p>Cardboard box construction: Making a house. (This can just be a cereal box that the children can cover by pasting on small torn up pieces of brown paper. Coloured paper rectangles can be supplied for pasting on doors and window.)</p> <p>Go on a nature walk outside and point out the things God has provided. Don’t forget about air. Look for animal homes and see how God has provided for them too.</p>

<p>Father. He walked and talked with them in the garden. But when they disobeyed, they were no longer friends with God.</p> <p>What did Adam and Eve have to do to be special friends of God?</p> <p>Wednesday: Memory verse James 1:17</p> <p>Thursday: As Father God provided everything for Adam and Eve, He told them how they should live. God tells us how to live too. He has given us the Bible as a special instruction book. He knows what is best for us. God's Word, the Bible, has things to say to children and adults, about how to live. Here are 2 things:</p> <p>How to love others: e.g. to speak kindly, and share.</p> <p>To do what God says to do: God Our Father tells us we should obey parents and teachers. What does 'obey' mean? Who should we obey? (We do not obey bad people.)</p> <p>Friday: Make a list of rules that we should follow in our kindergarten. Why should we have these rules? What happens when we disobey? How do we feel? How do others feel?</p>	<p>we use water for? (bath or shower, washing clothes, swimming etc.)</p> <p>Water is much better for our bodies than juice or fizzy drinks.</p> <p>Food: (<i>Wed</i>) Father God has provided many different kinds of food. Where do you get your food from? Where did it come from in the first place? Which foods are straight from God's garden? Which foods have been made from something God has made? Which foods are best for our bodies, to make us grow strong and healthy, so that we don't get sick?</p> <p>Houses: (<i>Thurs</i>) People use what God made to make houses. Who can tell me about their house? What can houses be made from? What would it be like to have no house, and to live outside?</p> <p>Clothes: (<i>Fri</i>) What are clothes made from? (<i>Revise last week.</i>)</p> <p>Sleep: Our bodies need sleep. Father God is always watching over us as we sleep. Sleep is a gift from Him that helps our bodies rest and grow. What might happen if we didn't sleep?</p> <p>Love: Who loves us?</p>	<p>Bible Phonics – new sound</p> <p>Beacon Media Maths card Level 1</p>	
--	---	---	--

Personal Devotions: God knows what we need to live. Ps.23:1, Ps.84:11, Mt.4:4, Mt.6:25-26 He provided all that Adam and Eve needed. Gen.1:29, Gen.2:9a,10, 18,22 The Bible sets out clear guidelines based on what is best for us. Gen.2:16-17, Deut.11:26-28, Mic.6:8, Ps.119:130, Jas.1:22 God want His people to care about the practical needs of others. Is.58:6-8, Mt.25:37-40, Jas.2:14-17


God is Provider Week 3 We are to be thankful just as Jesus was thankful.


Bible Lesson	Science/Social Studies/Art	Literacy/Numeracy/Music	Creative free choice activities
<p>God has given us so much. Let's be thankful for all He has given us.</p> <p>Memory Verse: No matter what happens, always be thankful. 1Thessalonians 5:18</p> <p>Monday: Jesus feeds the 5000: John 6:1-14 Read the story from a children's Bible. In this story, Jesus took the boy's lunch and thanked His Father. There was more than enough to go around!</p> <p>Tuesday: Retell the feeding of the 5000 and get children to act it out.</p> <p>Wednesday: Memory verse 1 Thessalonians 5:18</p> <p>Wednesday: The man who said thank you. Luke 17:11-19 Let each child choose something they want to thank God for. You could make it a game by throwing a beanbag/ball to child each in turn for them to then say a 'Thank You God for'.</p> <p>Thursday: What does it mean to be thankful? It means that we don't grumble or complain when we don't get exactly what we want. What if you were given some food but it was not your favourite? In some countries, there are many children</p>	<p>Topic: Food The taste of food Children can identify foods that are: sweet, sour, salty, tasty, delicious</p> <p>Where does our food come from? Food from God's garden (revision) Make a chart of plant foods that we can eat straight from the garden, either raw or cooked – fruit, vegetables, root crops, nuts</p> <p>How is food from God's garden made into bread?</p> <p>Animal foods: Make a chart of food from animals – meat, fish, dairy products, eggs, honey</p> <p>Fishing: How are fish caught?</p> <p>Cooking: Foods from different countries Ask children about their favourite meals cooked in their family.</p>	<p>4-yr-olds Fine motor activity: picking up grains of rice or lentils with tweezers</p> <p>Practice writing name.</p> <p>Listening activity: Go outside, close eyes and listen for sounds.</p> <p>Voice activity: Come inside and make with your voice the sounds you heard. Where there any animal sounds? What other animal sounds can we make?</p> <p>Number fishing. Have a "fishing like" with string and magnet on the end. Cut-out fish have paper clips stuck to them so that the magnet will pick them up. These are placed into a bucket and the children 'fish' for them, and say the number on the fish when pulled up. They can give that number of claps.</p>	<p>Play dough: make the 5 loaves and 2 fish</p> <p>Plant a bean seed down the side of a clear plastic cup. Fill with soil, water and watch it grow.</p> <p>Grow vegetables; Grow wheat or other food seeds on cotton wool</p> <p>Cooking</p> <p>For fishing: Wax resist drawing / painting. Draw sea creatures with crayon and paint with a blue thin wash.</p> <p>Make a beach scene in a sand tray. Use blue fabric for the water. Cut out fish and place in the water. Make fishermen to sit on the shore with fishing lines.</p>

<p>who do not have enough to eat. What would you do if someone else was playing with the toy that you wanted to play with? Would you make a fuss, or would you be thankful that there are other toys to play with? In some countries, some children have no toys to play with. What would you do if Mum bought you some new clothes but they weren't your favourite colour? We can change from having a sad heart to a thankful heart by finding something to say "Thank You" for, e.g. "Thank you that I have, something to eat", "Thank you that there are other things to play with and I have friends". Let's pray for children who do not have as much to eat or as many clothes to wear.</p> <p>Friday: Being thankful at home. Ask the children to think of all the things that Mum and Dad do for them. Ask, "How can we show that we are thankful?"</p> <p>What do we do at home to show we are thankful for our food?</p>		<p>5-yr-olds Initial sounds – show pictures of foods and children say the initial sound for each.</p> <p>New sound from <i>Bible Phonics</i> this week:</p> <p>Counting counters for money when playing shops.</p> <p>Beacon Media Maths card Level 1</p> <p>Song: Thank you Lord for this fine day (<i>Couldn't Be Finer</i>)</p>	
--	--	---	--

Personal Devotions: Jesus was thankful. Mt.15:36, Jn.1:31 Thanksgiving is often a way into God's presence- it helps us see things with gratefulness. 1Chr.16:7-8, Ps.100:4 Sometimes thankfulness is a sacrifice, but we are told to cultivate it. Ps.116:17, Eph.5:20 We can be thankful for: His kindness- Ps.107:21-22, Favour- Ps.30:4-5, deliverance and forgiveness- Ps.79:9,13, Special people in our lives- 1Th.3:9

God is Provider Week 4 Father God gives us the things we need

Bible Lesson	Science/Social Studies/Art	Literacy/Numeracy/Music	Creative free choice activities
<p>God is good and wants good things for us.</p> <p>Memory Verse: He fills my life with good things. Psalm 103:5</p> <p>Monday: Think of some of the good things God provides for us. God wants to give us good things. Can you imagine a Mum or Dad who never ran out of money? God, our Heavenly Father, own everything. He never runs out of good things to give us. We can ask Him to provide the things we need.</p> <p>Story: God provides oil and flour for Elijah</p> <p>1 Kings 17. See story and questions at end of next page.</p> <p>Tuesday: Retell story and act out.</p> <p>Wednesday: Memory verse Psalm 103:5</p> <p>Thursday: Poem to learn</p> <p><i>God is great, God is good. He keeps His promises As He said He would. God is great, God is good. He can do anything! He is so good.</i></p> <p>What is a promise? Something someone says, that will absolutely</p>	<p>Healthy foods & not-so-healthy:</p> <p>What does 'healthy food' mean? Food that makes us grow strong, gives us muscles, gives us energy to run around without getting tired, and food that stops us getting sick. These are foods from God's garden and food from animals.</p> <p>What are 'not-so-healthy' foods? Foods that are made by people in a factory, where they add things like sugar, too much salt, colours and stuff to make the food last a long time.</p> <p>Examples of not-so-healthy foods: sweets, crisps, sweet or salty biscuits, ice-cream, fizzy drinks.</p> <p>Make a picture collection of both types of foods. Put them in a box. Play a game where children come up one at a time and select a picture from the box. They then have to put the picture into either a lunch box, (for the healthy food) or a rubbish bin (for the not-so-healthy food.)</p>	<p>4-yr-olds</p> <p>Make a book: My Healthy eating book</p> <p>Each child takes a page and draws one of their favourite healthy foods. Teacher writes under each: Peter likes...mangoes; Lili likes ...cucumber</p> <p>Initial sounds for healthy foods, (saying sound without reference to the letter)</p> <p>Clever counter</p> <p>Teacher asks the children, if they had a choice of three different foods, which would they choose? e.g. they have to choose between apples, bananas and pineapple. They can only choose ONE.</p> <p>Teacher asks: Hands up if you like bananas! One child is chosen to be the clever counter and counts the number of hands up.</p> <p>5-yr-olds</p> <p>Make a book: My favourite healthy foods</p> <p>I like ...</p> <p>New sound from <i>Bible Phonics</i> this week:</p>	<p>Home corner with pretend cooking</p> <p>Set up as shop: shopping for food – food packets, pretend food, baskets or shopping bags and pretend money</p> <p>Set up a restaurant: serving food</p> <p>Draw a supermarket trolley full of healthy foods.</p> 

<p>be done. What promises has God made to us? Friday: God gives us everything we need, Matt 6:25-34</p>		<p>Clever counter graph Follow the instructions for the 4-yr-olds Clever Counter, but record the number of each fruit, and make it into a graph. This example is with 3 types of apples:</p> <p>Beacon Media Maths card Level 1: Song: Thank you for all the good things (<i>Couldn't be Finer</i>)</p>	
---	--	--	---

Personal Devotions: Psalm 103:5 He fills my life with good things. (GNB); Psalm 50:10 He owns the cattle on a thousand hills; 1 Kings 17 Miraculous provision for the widow when Elijah prays.

Story: (use this one, or read the story from a children's Bible)

The Bible tells us about a man who trusted God to provide the things they needed. Elijah saw God do miracles to provide for him.

Elijah was a man who lived in Bible times. He was a servant of God. There had been no rain for a long time. The brook dried up.

God said, "Elijah, I want you to go to the town."

Elijah did what God said and went to the town. There he saw a woman. She was picking up sticks. Her husband had died, so she had no husband to earn money for her.

Elijah said to her, "Please get me some water in a jar. And could you please give me a piece of bread to eat?"

The woman looked unhappy "I'm sorry," she said sadly, "I have no bread. I have a little flour in a bowl and a little oil in a jar. That is all I have. I think my son and I will die. We have no more food."

"Do not be afraid," said Elijah. "Make a little bread for me. Then make bread for yourself and your son.

God spoke and said to me, "The bowl of flour will not be finished. The jar of oil will not be empty, until the day when God sends rain."

That is what happened. The bowl of flour was never empty; the jar always had enough oil to make bread for each day. God kept His promise to care for Elijah, the woman and her son until at last the rain fell and the grass was green again.

Questions:

1. What did Elijah tell the lady to get, starting with 'j'
2. What had the lady run out of?
3. Did she have any other food in the house?
4. Did she have any money?
5. What did God provide for the lady?
6. What did the lady make from the flour and oil?
7. Did she share it with Elijah?
8. What did the lady do with the left-over oil and flour?

God is Provider Week 5 God is our Father, we are His children, and He provides for us.

Bible Lesson	Science/Social Studies/Art	Literacy/Numeracy/Music	Creative free choice activities
<p>Gratefulness for God's goodness Memory Verse: O, taste and see that the Lord is good. Ps.34:8 Monday: Elisha and the Widow's oil (2 Kings 3-4): Elisha was a friend of Elijah. Their names sound a bit the same. Elisha asked God for the same miracle that Elijah had done, (story last week), also to help a lady whose husband had died. <i>Read the story from a children's Bible.</i> Tuesday: God hears us when we pray. Briefly re-tell yesterday's story. God is good to us. He knows what we need and He cares for us. He knows when we have a problem and when we are sad. Just as He helped the poor lady and her son in the story of Elisha, He hears us when we pray and He will help us. Wednesday: Memory verse Ps.34:8 Thursday: Elisha prays for a lady to have a son. 2Kings 4:1-7 Friday: God understands and cares about our feelings: Sometimes we feel sad or worried. Father God knows how we feel and He cares. We can talk to Him and tell Him how we feel and ask Him to help us and be with us. Father God can help</p>	<p>Science investigations with oil What is oil? What does it feel like? Let the children have a drop of oil on their hand and feel and smell it. Does it feel slippery? (Have some paper towel or a wet cloth ready to wipe hands after and keep oil off clothes.) Where does oil come from? It is in living things like seeds, nuts and coconuts. Butter is also an oil. Investigation 1: Extracting oil <i>Supplies needed:</i> brown paper, seeds such as sesame seeds or peanuts, or pieces of coconut. Crush the seeds, nuts or coconut and place between 2 pieces of brown paper. Continue to pound. Do you see anything happening to the brown paper? Investigation 2: Do oil and water mix? <i>Supplies needed:</i> Plastic bottle, vegetable oil, water, food coloring Color about 1/2 cup of water with food coloring. Fill the bottle about 1/2 full with vegetable oil. Then pour in the colored water. Shake. What can you see?</p>	<p>4-yr-olds Listening game: Simon says Simon says 'hands on heads' etc. if Simon does not say so, they must not do the action. If they do, they are out. Sounds: I spy with my little eye: things in the kitchen that start with - ? Maths dot cards 1 – 5. Hold up – how many dots? Match with numbers. Counting rhymes 5-yr-olds Make a book: Let's make popcorn Children draw the steps. What did we do first? etc. Popcorn poem Five little popcorn seeds sitting in a pot Five little popcorn seeds getting very hot Five little popcorn seeds all go "Pop!" When I start to eat them, I can't stop.</p>	<p>Oil and water don't mix Several bottles containing different colours of water plus oil could be placed on a table for children to shake and observe at their leisure. Oil resist painting. The children can paint a design on the paper with oil. Let stand for a few minutes, then paint over with a coloured wash Oil pastel (or crayon) resist art: Children draw with oil pastels then paint over with a thin coloured paint wash. Make toast and spread with butter.</p>

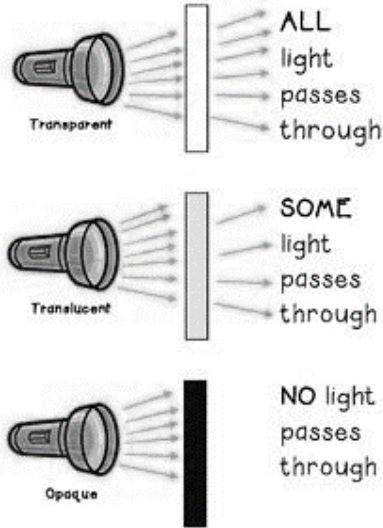
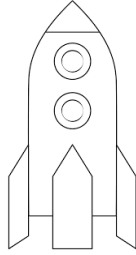
<p>us learn what to do when we feel angry, and how to tell someone. We always tell someone when we feel this way, we do not hurt anyone or anything because we are angry. God can change our feelings when we ask Him to help. He can take away bad feelings, help us to feel peaceful, and help us not to feel sad.</p> <p>Can anyone tell us about a time when God answered a prayer? (Give a testimony from your own life.)</p> <p>Revise the poem from last week.</p>	<p>Investigation no. 3: Making popcorn with oil. Why do you think the popcorn popped?</p> <p>Investigation no. 4: What happens to coconut oil when it is cold? What happens to it when it is warm? (Use a fridge.) Then heat it up and see what happens.</p>	<p>Repeat with Four, three, two, one, and no more popcorn seeds sitting in the pot.</p> <p>Listen for words that rhyme – children say ‘<i>pot hot</i>’ and ‘<i>pop</i>’ stop’ Teacher says the poem leaving out these words. The children must say them at the right place in the poem.</p> <p>New sound: (Bible Phonics) Revise all known sounds</p> <p>Initial sounds: Picture-letter matching with known sounds.</p> <p>Maths: dice and number line race to 20 (2 number lines – 2 players) Who gets to 20 first?</p> <p>Beacon Media Maths cards level 1</p>	
---	--	--	--

Personal Devotions: God Our Father is good. Ps.100:5, Ps.119:68 Every intent of God’s heart for us is good. Jer. 32:39-41 God’s goodness in His provision. Ps.16:2, Jas.1:17, Ps.84:11 God wants us to recognise and respond to His goodness. Ps.34:8, Ps.106:1, Ps.107:8-9,43

Within the week’s theme of God’s goodness, emphasize God’s goodness in meeting the desperate need, God’s goodness knowing and caring about the problem and sadness of this poor family, and God’s goodness in providing abundance God’s goodness in hearing our prayers for help.

Health aspects of oil: This is a good opportunity for *teachers* to learn about the health aspects of oil. Oil and fat are essential to help us absorb nutrients, to protect our cells and for energy. There are good fats and bad fats. The Bible tells us about good fats: olive oil is a most stable oil and good for our health. “Stable” means that it does not change very much with heat, whereas cheap oils like canola oils change easily to for a potentially cancer producing oil that can damage our cells. Margarine is also in this category, (a bad fat). People of Bible times would have used butter, which is a natural product, very stable, and gives Vitamins A,D,E and K. Coconut oil is a good fat because it helps us burn other fats.


God is Pure and Holy, Week 1: Jesus helps us to do what is right.

Bible	Science/Social Studies/Art	Literacy/Numeracy/Music	Creative free choice activities
<p>The conversion of Saul Acts 9 Memory Verse: God is light and in Him there is no darkness at all. 1 John 1:5 Monday: Conversion of Saul. See story at bottom of the next page or read from a children's Bible. Tuesday: Only Jesus can change a life like Saul's. He can help us to make right choices. What are some right choices we can make? e.g. always wanting to be first. God wants us to think of the other person and do what is best for them. Sometimes you can be first and that's OK. But when you are not first, let it be OK that someone else is first. How will you choose to treat someone else who is first? Will you let them be first, or will you push ahead so you can be first? Which way is what God would want us to choose? What are some other right choices? e.g. sharing, waiting a turn while someone else talks, not hitting a person if they do something 'against' us. Pray that Jesus will help us to do what is right. Wednesday: Memory verse 1 John 1:5. The Bible tells us that light is</p>	<p>Topic: Light Intro: Who made light? God! How? He spoke, saying, "Let there be light!". If there was NO light the earth would be dark and cold. Animals, people and plants could not live here. We couldn't see, and it would be so cold. No food could grow!</p> <p>Science experiments with light</p> <p style="text-align: center;">Translucent, Transparent & Opaque</p>  <p>The diagram illustrates three types of light barriers. In the first, a flashlight labeled 'Transparent' shines light through a clear block, with the text 'ALL light passes through'. In the second, a flashlight labeled 'Translucent' shines light through a semi-transparent block, with the text 'SOME light passes through'. In the third, a flashlight labeled 'Opaque' shines light at a solid black block, with the text 'NO light passes through'.</p>	<p>4-yr-olds Introduce the 'Sharing Box' for oral language development. Find a box with a lid and decorate it. This will be the sharing box which children will take home in turn, e.g. one child per week. At home they will find an object to put in the box, and bring it back to kindergarten and talk to the class about their object.</p> <p>Sounds: near and far sounds. Ask the children to listen for near and far sounds. Outside is good.</p> <p>Names of planets. Make a chart of planets, with sun and moon. Write labels on them and get children to say the names.</p> <p>Measurement: How many shoes can fit along this line? How many hands will fit along the table top?</p>	<p>Light activities Activity table with mirrors and torches. Children are free to experiment.</p> <p>Solar system activities 2D collage of the 8 planets. Children can paint planets (circles) of different sizes. Then together, put the planets in order, choosing the right size (big / medium/small) for each.</p> <p>Make rockets from cardboard, especially cardboard tubes and add silver foil.</p> <p>Or 2D rockets from paper shapes:</p>  <p>Make a playdough model of the moon's surface to show craters.</p>

<p>like God's goodness. God's light can shine inside us and help us to make right choices. Can you think of some good choices we can make? Evil does not like light. When the light of Jesus came to Saul, the darkness in his life was gone, because he chose to follow Jesus.</p> <p>Thursday: Paul and Silas in jail, Acts 16:16-40 This story shows how Paul went on to be a servant of God.</p> <p>Friday: The earth is special The earth is the only planet where people can live. God made it that way. Why is the earth special? Jesus came to earth! The earth is turning, giving us times of light and dark. When our part of the earth is facing towards the sun it is day. When is it away from the sun it is dark. (Use a torch to represent the sun and a ball for the earth.)</p>	<p>God created light on the first day and then on Day 4, He created other things to give us light</p> <p>The Sun: He created the Sun, which makes so much light and heat. It is made of burning gases. The sun is so bright, we should never look right at it as it hurts our eyes!</p> <p>Other stars: (like the sun but further away.)</p> <p>The Planets: Remember that there are now 8 planets and not 9. Pluto has been classified as a dwarf planet and not a planet.</p> <p>The Moon: which has no light itself but reflects the sun's light. The moon and stars give us some light at night.</p>	<p>5-yr-olds Introduce the 'Sharing Box' as for the 4-yr-olds</p> <p>Sounds: Continue the next sound from Bible phonics.</p> <p>Say the beginning sounds of the planets.</p> <p>Read the names of the planets.</p> <p>Beacon Media Maths cards: begin Level 2</p> <p>Rocket blast off counting: 10,9,8,7,6,5,4,3,2,1, blast off!</p>	
--	--	---	--

Personal Devotions: Mankind's sinful condition: Jer.17:9, Rom.3:10-18, 5:12; Sin is a cruel slave driver. Jn.8:34, Rom. 6:16 There is hope! Christ freed us from the bondage of sin. Jn.3:17, Gal.3:13, Col.2:13-15 We are made friends of God; freed from sin's slavery. Rom.5:11, 6:12 Knowing God's word is important. 2Tim.3:15-17, Ps.119:11

God is Pure and Holy, Week 2: God Our Father wants us to obey Him.

Bible	Science/Social Studies/Art	Literacy/Numeracy/Music	Creative free choice activities
<p>Obeying God's way is the best choice we can make. Gen 3; Gen 6-9</p> <p>Memory Verse: This is how we show our love for God: we keep His commands. 1 John 5:1</p> <p>Monday: Revise the story of Adam and Eve in the Garden of Eden. Sadly, Adam and Eve chose to disobey what God had told them. This made Father God sad, and He had to send them out of the Garden. Who did Adam and Eve choose to obey instead of God? The snake was really God's enemy the devil, who disguised himself as a snake. Satan is actually an evil angel, and still is in the world today, trying to make people make wrong choices.</p> <p>Tuesday: How do we know what and who to obey? The Bible is God's instruction book, and in it He tells us how to live the right way. When we obey, God is joyful, but when we disobey, He is sad. If we do the wrong thing, God does not stop loving us. He still loves us when we make wrong choices. He never changes from loving us even when we disobey Him. Who should we</p>	<p>Topic: Colours of the rainbow</p> <p>Make a colourful display of fruit and vegetables and flowers. Compare colours, naming them and even introducing the words, 'light' and dark'. Ask children to guess what colour it might be inside: they can be the same colour or different, e.g. red apples, potatoes, bananas.</p> <p>Science experiment:</p> <p>Walking Water</p> <p>Things you will need:</p> <ul style="list-style-type: none"> • Three cups • Paper towel • Water • Food colouring <p>Instructions:</p> <ol style="list-style-type: none"> 1. Fill two of the cups half way with water and place them either side of the empty cup. 2. Colour the water in one cup with yellow dye, and the other with blue dye. 3. Fold or cut the paper towel into two long strips (a few cm wide). 4. Place one end of the first strip into the blue coloured water 	<p>4-yr-olds</p> <p>Continue 'Sharing Box' for the rest of the year.</p> <p>Activities for learning colours</p> <p>Colour matching and sorting</p> <p>Dark and light colours</p> <p>Make 'colour books', with each page a different colour. Use collage materials, e.g. pre-cut pieces of fabric, wrapping papers, buttons etc. to stick onto the matching page.</p> <p>Bead threading e.g. 6 green, 3 red, 2 yellow</p> <p>Count the colours of the rainbow.</p> <p>5-yr-olds</p> <p>Continue the 'Sharing Box'.</p> <p>Make an illustrated book:</p> <p>What is blue? The sky is blue What is yellow? The sun is yellow? What is red? An apple is red. etc.</p>	<p>Talk about colours children have chosen to use in their drawings and paintings.</p> <p>Rainbow mosaics: glue on small pieces of coloured paper: Red, orange, yellow, green, blue, indigo and violet. Provide paper strips for children to cut up.</p> 

obey? Parents? Teachers? Strangers?

Wednesday: Memory verse: 1 John 5:1

Thursday: Noah (use a children's Bible) Genesis 6-9
 After Adam and Eve disobeyed, then all their children and grandchildren disobeyed too. The world became a bad place, full of fighting and killing. But there was one man, Noah, who listened to Father God and obeyed Him. God chose Noah and his family to build the ark and bring in the animals so that they could be saved from the flood. Because Noah obeyed, he and his family were kept safe.

Friday: Revise Noah. Ask children to retell the events. Why did people in the world do bad things? Why did God have to send the flood? Who obeyed? How did God save the animals? After the flood God sent a rainbow of promise – that He would never again send a flood to cover the whole earth. Discuss how God keeps all His promises.

and the other end of the strip into the empty cup.

5. Place one end of the second strip into the yellow coloured water and the other end of the strip into the empty cup to join the first strip. 6. Watch and wait to see what happens!

Try using different combinations of primary colours!



New sound from Bible Phonics.

Beacon Media Maths Card Level 2


Counting by 2s to 10 – Noah's ark animals

Noah's ark animals sand tray - free play.





Concentric circle jigsaws

Make a number of circles with different colour bands. Each circle has different colours. Cut each circle in half. Throw them all mixed up, out on the table for children to pair up. For more advanced, cut into quarters.



Personal Devotions: God commands obedience. Deut.30:19-20, Lev.18:4-5, Jn.14:21, 23, Col.3:20 God's Word is our guide. Ps.119:4,39,138,160 God desires to do us good, promising blessing for obedience. Gen.6:8,9,22, Deut.5:29, Eph. 6:1-3 Disobedience brings destruction. Gen.3:23, Gen.6:5-6, Rom.5:19, Rom.6:16

God is Pure and Holy Week 3: God has a plan for us.

Bible	Science/Social Studies/Art	Literacy/Numeracy/Music	Creative free choice activities
<p>God loves us even when we make wrong choices.</p> <p>Memory verse: Be kind to one another, forgiving one another, just as God has forgiven you. Eph.4:32</p> <p>Monday: Zacchaeus Luke 19:1-10 Tell the story from a children's Bible. Jesus loved Zacchaeus, even though he had done wrong things. That didn't mean that Jesus liked what he was doing. No, Jesus called him and said that he must change., and start making right choices. What wrong choices did Zacchaeus make? How did he change?</p> <p>Tuesday: What to do when I do something wrong: We say sorry to the person we have done wrong to, and then we try to fix the problem.</p> <p>Role play with 2 teachers or puppets: e.g. One teacher pretends to be the child who refuses to do what their parent has asked. Ask the children: 'Who is the person making a wrong choice?' 'Who needs to say "sorry"?' Continue the role play where the 'child' says "Sorry for ..." and the 'parents says', "I forgive you."</p>	<p>Light and colour continued</p> <p>Science experiments: Plants need light Take 2 plants, (or seedlings). Place one in the light, and one in a dark cupboard. Water them both. See what happens.</p> <p>Dyed Flowers Things you will need:</p> <ul style="list-style-type: none"> • A few stems of bright, white flowers such as lilies, chrysanthemums or carnations • Jars filled with water • Food colouring <p>Instructions:</p> <ol style="list-style-type: none"> 1. Use the food dye to colour the water in each jar. This experiment works best with strong dye 2. Place the flowers into the jar. 3. Now watch and wait! <p>You may like to test some different colours, or maybe even draw a picture of your flower as it changes!</p>	<p>4-yr-olds Continue work on colours. Colour sorting, e.g. pieces of fabric Colour collages.</p> <p>Provide different cut-out shapes of paper from one colour. Make a 'green' picture, or a 'blue' picture.</p> <p>Revise 'light' and 'dark' colours.</p> <p>Sounds: initial sounds using pictures only.</p> <p>Rhymes: identify the rhyming words.</p> <p>Days of the week Months of the year: Start a birthday chart.</p> 	<p>Reflective materials Let children explore shiny, metallic papers, foils and shiny objects</p> <p>Primary colour mixing using paint. Finger paint is good for this. Give two primary colours of finger paint and see what colour the page becomes.</p> <p>Make a colour wheel Because there are 7 rainbow colours, add pink to make 8. Children can paint the sections on the template below. Stick on to card and use a toothpick in the centre to make a spinner.</p> 

Now what can the child do to make things right?

Wednesday: Memory verse Eph 4:32

Thursday: The son who left home, Luke 15:11-32

What wrong choices did the son make? Do you think the father should have forgiven him?

Friday: We can ask God to help us forgive when someone does something bad to us. Revise the story of the son who left home. Act it out. Sometime it is hard to forgive a person who does something wrong to us. We may feel sad, but God can help us when we pray.



You can also do this experiment with celery.



5-yr-olds

Read Big Books previously made.

New Big Book: "I like"

Each child takes a page and draws something of their favourite colour.

Teacher writes underneath in large printing, e.g. "I like red apples."

Assemble pages and make a book.

New sound from Bible Phonics:

Counting by 2s to 10

Counting rhyme:

Put 8 counters in 2s on a plate.

Touch and count rhyme:

2,4,6,8

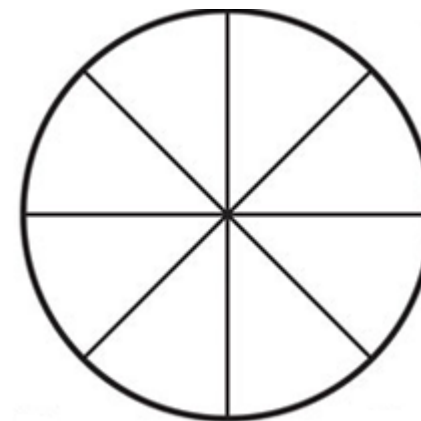
Eating crackers on a plate.

Ask: What else could we eat and count?

Dice game:

Take turns to throw the dice. Who is the first to get to 20 on the number line? You must throw the exact number when you are close to the end.


Beacon Media maths card Level 2:





See enlarged template.

Personal Devotions: God Our Father's attitude to sinners is one of love. Jn.3:17, Mtt.5:45 Jesus showed a loving attitude to those who had done wrong. Lk.5:32, Jn.12:47,49 He loved sinners, though He hated sin's destructiveness. Lk.13: 34, 19:41-44 We are told to show compassion and mercy and seek to be peacemakers. Mic.6:8, Mtt.5:9,44, Rom.12:17-19 How can we encourage people to follow God's ways? 1Th.5:14-15, 1Tim.2:1-2

God is Pure and Holy Week 4: God understands how we feel.


Bible	Science/Social Studies/Art/Music	Literacy/Numeracy	Creative free choice activities
<p>God Our Father understands our feelings because He has feelings too. God helped Joseph when he was feeling sad. Genesis chapters 37-50</p> <p>Memory verse: Trust in Him at all times, Ps.62:8</p> <p>Monday: Joseph and his coat of many colours. How did the brothers feel when Joseph was given a coat like that and not them? How did Joseph feel when he was put in a pit and taken away to a far land?</p> <p>Tuesday: Joseph in jail. Even though Joseph was good, someone told a lie about him and he was sent to jail for something he didn't do. Joseph was able to help the other prisoners by saying what their dreams meant.</p> <p>Wednesday: The king's dream. The king could tell Joseph was wise, so he put him in charge of giving out the food in the time when no food grew.</p> <p>Thursday: Joseph's family come to visit. How did Joseph feel? Do you think it was hard for him to forgive his brothers? Joseph chose to forgive his brothers even when they had been so cruel to him. He knew</p>	<p>Topic: feelings and emotions</p> <p>Sadness: When do we feel sad? <i>(not just when bad things happen, but when we make wrong choices).</i> When you feel sad, you can tell Father God how you feel, and also tell someone you trust. What could you do if you saw someone who was sad? How could you help?</p> <p>Happiness: What makes you happy? It is good to thank Father God when we feel happy about the things He's given us or about something that's happened. We can have a happy feeling when we do what's right.</p> <p>Anger: When do you feel angry? God Our Father understands and wants to help us make right choices even when we feel angry. What should we do if someone does something that we don't want them to do? Do we hit them or say unkind words? You can tell a parent or teacher if you can't work out what to do.</p> <p>Fear: Fear is 'when we don't feel safe'. Ps.56:3 says, 'When I am afraid, I will trust in You.' You can talk to Father God when they feel</p>	<p>4-yr-olds</p> <p>Happy-sad stick puppets – use these for making up a puppet plays for oral language.</p> <p>Sensory box Place some different items in a box that feel different, e.g. sand paper, a feather, cotton wool, a rock – children come and select an object and describe how it feels.</p> <p>Long and short Have a variety of sticks on the table – some long, some short, and ask children to sort them into long and short.</p> <p>You can also do this with lengths of string.</p>	<p>Colours: adding white and black Let the children explore mixing pure colours with white, e.g. red and white to make pink, light blue, light yellow, light green etc.</p> <p>On another day, allow them to mix a little black (instead of white) with the colours to make darker colours.</p> <p>Joseph's coat of many colours</p>  <p><i>See enlarged template</i></p> <p>Colours and feelings: "My happy picture" - As children draw, ask them to select colours that make them feel happy</p>

<p>that God understood and trusted him instead of trying to get even and hurt his brothers. Sometimes we want to get even with someone who has done wrong to us. Maybe we say, "I will not talk to that person anymore!" But what would God want us to do?</p> <p>Friday: Memory verse Ps 62:8. Go through the times in Joseph's life when he had to trust God.</p> <p><i>Prayer:</i> Thank Father God that He understands when we feel sad or happy. Pray for anyone the children know who is sad.</p>	<p>afraid, because He is with you. What are some of the things you are afraid of?</p> <p>Peace: Peace is a calm feeling. When is our classroom peaceful? What makes you feel peaceful?</p> <p>Music: Select music that makes us feel happy, or peaceful. They can use streamers or scarves to move with the music accordingly.</p> <p>Song: If you're happy and you know it clap your hands etc.</p>	<p>5-yr-olds Make a feelings book I feel happy when ... I feel sad when ... I feel peaceful when ...</p> <p>New sound: Bible Phonics Also revise all sounds learned to this point.</p> <p>Ordering sizes Have sticks of different lengths, and ask children to put them in order from shortest to longest, or longest to shortest.</p> <p>Beacon Media maths card level 2:</p>	<p>Emotions stick puppets</p>  
--	---	---	---

Personal Devotions: God has feelings. Gen.6:6, Deut.10:15a, Ps.78:58, Hos.11:8, Zeph.3:17, Rom.1:18, Jn.11:35 God expresses His emotions with righteousness. Ps.78:38b-39, Hos.11:9 God understands our feelings. Ps.103:13, Is.53:3, Heb.4:15 We can express our feelings to God. Ps.25:16-18a, Ps.30:11-12, Ps.56:3, Ps.77:1-2 God has guidelines for managing our feelings. Ps.62:8, Mt.6:14-15, Eph.4:26-27, Heb.12:15;



God is Creator Week 1: God created the world in six days

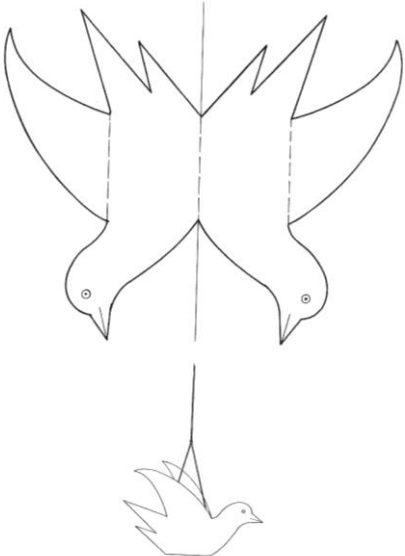
Bible	Science/Social Studies/Art	Literacy/Numeracy/Music	Creative free choice activities
<p>God's original creation was perfect. All living creatures are totally dependent on God.</p> <p>Memory Verse: In the beginning God created the heavens and the earth, Genesis 1:1</p> <p>Monday: The 6-day creation revision Genesis 1 and Genesis 2:1-4</p> <p>Ask the children to think about the beautiful things in God's creation. When God first made the world, even the animals we know to be ferocious were once peaceful vegetarians. (Genesis 1:29-30)</p> <p>Even dinosaurs such as the great tyrannosaurus rex lived peacefully with others. Snakes and spiders were not poisonous. Animals such as rats and flies did not spread diseases. Fruits and vegetables did not rot or get eaten by insects. People, animals and plants did not grow old. No one became sick. Everything was perfect, just as God is perfect.</p> <p>Tuesday: Memory verse Gen 1:1 God made the earth, the sun, the moon, the stars and planets out of nothing! (<i>Revise the days of creation.</i>) Who was there before the world was made? (Father God, His</p>	<p>Topic: Animals</p> <p>Animal Families: Look at the difference in size and appearance of mother and father and their offspring. Give the correct names for each one.</p> <p>Footprints: Look at the feet of various animals and think how Father God designed them to suit what they do. The duck's webbed feet are ideal for swimming and walking on wet mud. The hen's feet would not be any good in water, but are fine for walking around the yard or barn. Draw some footprint patterns for the children to match to the animals once they have seen their feet, e.g. horseshoe pattern, pig's trotters, duck's webbed feet.</p> <p>Farm Animals: Discuss what the animals need the farmer to do for them to look after them every day or at particular times. What would each animal need?</p> <p>Milking the cows: Cows need milking twice a day, and is usually done by a machine now. But it used to be a job done by hand.</p>	<p>4-yr-olds</p> <p>Matching activity with pictures of different animal families. Put all the dogs together, all the cats together etc.</p> <p>Animal Noises: Children take turns to make an animal noise and the rest guess the animal it belongs to.</p> <p>Collecting eggs Ask children to pretend to be farmers collecting hens' eggs. Hide a number of card cut-out eggs around the room for them to look for and collect. When all eggs are found, use them for counting, e.g. how many in the basket now?</p> <p>Short and tall Discuss animals that are short and tall. Stand up building blocks of different heights. Which is shortest? Which is tallest?</p>	<p>Make an animal from cardboard or paper. <i>or</i> Make animals from modelling dough.</p> <div data-bbox="1624 598 1982 837" data-label="Image"> </div> <p>Free play with sets of plastic land animals and dinosaurs. Encourage sorting of animals into groups such as pets, farm animals, wild animals and dinosaurs.</p> <p>Dinosaurs are nothing more than extinct animals that once lived at the same time as people and were created on Day 6 of the Creation week, along with the other animals. It is important that children realize that dinosaurs are not millions of years old, as library books and TV</p>

<p>Son Jesus, the Holy Spirit and the angels.) Why did God make people?</p> <p>Wednesday: God created animals Animals help us, and make us happy. Think of some of the very special things that animals can do.....frogs hop, kangaroos jump, cows give milk, sheep give wool, dogs do tricks, kittens chase string. Look at pictures of animals. God loves the animals that He made. Read Matthew 10:29. He wants us to love and care for them too. Who has an animal at home? How should we look after our animals? e.g. Do not let dogs and cats wander around at night. They could get into a fight or hit by a car. Keep dogs safely in your yard, and cats in the house. Wash your dog to keep fleas away and remember to give them food and water. Love them, talk to them and pat them. Pray that our animals will be safe and happy as we help to look after them.</p> <p>Thursday: Matthew 6:26-34 If God cares for the birds and flowers, how much more will He care for us.</p> <p>Friday: How are we different from animals? (We have a heart to love God.)</p>	<p>Sheepdogs help the farmer to round up the sheep.</p> <p>What we get from animals: milk, cheese, butter, eggs and meat. Sheep also give us wool.</p> <p>Take-home pet Buy a soft toy animal that the children can take home, in turn. Ask the children to give it a name. You can choose a couple of names that the children have suggested, and get them to vote on which one they like. Children take turns in taking the pet home for a week. There is a diary to go with the pet. During that week, the parents or older brothers/sisters are asked to write a sentence in the diary about what activity the child did with the pet, e.g. Doggie and I went to the shops. The child draws the picture. The pet and diary must be returned at the end of the week. Then the next week, another child takes the pet home. Continue to end of year.</p>	<p>5-yr-olds Animal phonics Make a list of animals that begin with the initial sounds already learned, e.g. a-alligator; b- bear; c- camel; d-dog; e- elephant; f-fish; g- goat; h-horse; l – insect; j-jaguar Find or draw pictures of these and use for matching letter to picture.</p> <p>Learn the next sound in Bible Phonics</p> <p>Make a book of favourite animals: What animals can do... A dog can run A kangaroo can jump An elephant can swing its trunk.</p> <p>Counting animals</p> <p>Beacon Media maths card level 2</p> <p>Song: Couldn't be Finer</p>	<p>programs tell us, but only about 6,000 years old, as old as the Creation.</p> <p>Set up a vet centre With toy dogs, horses or whatever toy animals you can find.</p> 
---	--	---	---

Personal Devotions: Genesis 1 – There was evening, and morning, and then the next day, (24-hours); Psalm 148; Psalm 150 Praise the Lord, *all* living creatures; Psalm 148 9-13 Let all creation praise the Lord.

God is Creator Week 2: What happened to God’s beautiful world?

Bible	Science/Social Studies/Art	Literacy/Numeracy/Music	Creative free choice activities
<p>The pain, suffering and negatives aspects of the creation as we now know it, were not part of the original creation, and not caused by God, but man’s disobedience.</p> <p>Memory Verse: Praise the Lord! He is always good. His love never fails. Psalm 136:1</p> <p>Monday: Story: No Longer Perfect Read the story from Gen. 2:4-25 & 3. Because God is good all the time, He could not have people as His friends if they disobey. Adam and Eve disobeyed, so this meant they could no longer be God’s friend. But God sent Jesus to die on the cross. When He did this, it meant that everyone who loves Jesus can be a friend of God.</p> <p>Tuesday: What happened to the world after Adam and Eve’s disobeyed? Why was the world now a different place? What had entered the world? What effects did sin have upon... ANIMALS</p> <ul style="list-style-type: none"> such as lions, some dinosaurs, and wolves? (They became aggressive, with a desire to kill.) 	<p>Topic: Land animals and birds</p> <p>Land animals: (Creation Day 6) Which land animals live in your country? Which have fur? Which don’t have fur? What do they eat? Where do they sleep?</p> <p>Birds (Creation Day 5) Birds are animals that fly and their bodies are covered with feathers. Most birds have eyes on the side of their head and can see all around without much turning. They have no arms or hands. How do they hold things? Birds have no teeth.</p> <p>Flying and wings: The bird’s body is specially made by God so that it can fly. A bird is light but very strong. To fly the bird flaps its wings and the tail feathers help it to steer. It has strong muscles but also hollow bones that keep it light. (Use a drinking straw to illustrate.)</p> <p>Compare the largest and smallest size of birds. Have paper cut to show wing span of: the eagle – (2 metres) and the tiny Humming bird – (4cm). There are just a few birds that cannot fly: the penguin, ostrich, & emu.</p>	<p>Gross motor activities: Walk the way different animals walk, e.g. walk like an elephant; fly like an eagle</p> <p>Heavy and light – make a balance beam (scales)</p> <p>Animal shapes jigsaw: Cut out some animal shapes, of different colours, e.g. a blue elephant; a red dog; a yellow cat. Now cut each picture into 3 or 4 pieces. Put all the pieces on a table and the children can put them back together. Continue work with sounds.</p> <p>Number matching:</p> 	<p>Continue play centres with plastic animals.</p> <p>Create a grassland or jungle scene (mural) of Africa or India. Allow children to paste on grass, trees, animals, birds</p> <p>Find pictures of birds of your country and classify them, e.g. water birds, birds of the rain forest, hunters, birds that only eat plants.</p> <p>Make a feather collection, or use feathers for collage.</p> <p>Balance beam:</p> 

<ul style="list-style-type: none"> • such as giraffe and deer? (They became fearful and needed to protect themselves.) • such as snakes, flies and mosquitoes? (They brought about a harmful effect on the creation through poisons and germs and viruses.) <p>PLANTS</p> <ul style="list-style-type: none"> • Such as fruits, vegetables, cereal crops, flower and trees. (They would now rot and decay.) <p>PEOPLE</p> <ul style="list-style-type: none"> • Were they still close to God? • How did they treat one another? • Why was it now more difficult to be caretakers of God's creation? <p>GOD</p> <p>How did He feel about all this?</p> <p>Wednesday: Memory verse Ps.131:1</p> <p>Thursday: God cares about His creation and is sad that has been spoiled. One day He will make it perfect again. What can we do to look after God's creatures?</p> <p>Friday: How can we be a friend of God? We can say sorry to God when we disobey Him. We can ask Jesus to forgive us and be our friend. Then we are friends with God, because Jesus is God!</p>	<p>Some birds sleep during the day and are awake at night, like the owl.</p> <p>Beaks and Feet: Some have hooked beak and claws to help them hunt. Birds that have with webbed feet.</p>	<p>5-yr-olds</p> <p>Make a book: How animals move Children provide illustrations. – One page per animal: Frogs jump, Snake slither, Horses go clip clop, Birds fly, Cats creep, Elephants thump, Mice run fast, Caterpillars crawl, Geckoes go up, Bats go down.</p> <p>Start a research project This is <i>Inquiry-based learning</i>. Children can choose whatever animals they would like to find out about. They can look at books and draw pictures. They can tell you what they already know. You, the teacher, will spend time with each child: "What questions would you like to ask about your animal?" The teacher writes the questions down, large enough to be read by the students. They can find out by asking questions. At the end of the week, or next week, the teacher can write information on what they have found out– the answers to their questions. This information goes with their pictures.</p>	<p>Make mobiles of flying birds.</p>  <p>See enlarged template.</p>
--	---	--	--

"For creation was condemned to lose its purpose...yet there was the hope that the creation itself would one day be set free from its slavery to decay and would share the glorious freedom of the children of God." v. 20-21 (GNB)

God is Creator Week 3: Jesus has power over creation

Bible	Science/Social Studies/Art	Literacy/Numeracy/Music	Creative free choice activities
<p>God Our Father has power over creation because he created it!</p> <p>Memory verse: Jesus Christ is the Creator who made everything in heaven and earth, the things we can see and the things we can't.</p> <p>Col.1:16</p> <p>Monday: Jesus stills the storm Luke 8:22-25 Jesus just spoke, and the big waves, and the wind stopped. Jesus wanted His disciples to put their trust in Him, even though they were afraid. We can call out to Jesus too when we feel afraid. He can calm the storm for us.</p> <p>Tuesday: Memory verse Col.1:16 Jesus was there in the beginning, creating the earth with the Father. That's why He has power over the wind and weather.</p> <p>Wednesday: When were you afraid? Share a situation where you felt afraid and asked Jesus to help you. Ask the children when they might be afraid, e.g. being in the dark, feeling alone, being lost. What did the disciple do? Thank God that He is always with us and He always hears us when we call to Him.</p>	<p>Topic: Minibeasts</p> <p>God created: insects, spiders, snails, slugs, centipedes and worms. We can call them 'minibeasts'.</p> <p>Insects:</p> <p>Insects all have a body in three parts - head, body and tail part. The head has eyes, mouth and two feelers. The body has six legs (and some have wings attached). Then the tail part.</p> <p>Can you think of the names of any insects?</p> <p>Insects are designed by God and many insects help us:</p> <p><i>Honeybees:</i> They have a clever tube-shaped mouth that sucks sweet nectar from flowers. They do a special dance to tell other bees where to fly to get nectar from flowers. Who likes honey?</p> <p><i>Ladybirds:</i> Ladybirds are a kind of beetle. Under its red wing covers are wings ready to fly whenever they need to. It is helpful insect because it eats garden pests.</p>	<p>4-yr-olds</p> <p>Counting legs on insects and spiders.</p> <p>Gross motor: crawling like caterpillars, flying like a butterfly, curling up into a ball like an egg on a leaf, coming out of a cocoon to be a beautiful butterfly.</p> <p>Finger play:</p> <p>Ipsy Wipsy spider climber the water spout, Down came the rain and washed pour Ipsy out. Out came the sun, and dried up all the rain, So Ipsy Wipsy Spider climber the spout again.</p> <p>Read the book "The Very Hungry Caterpillar" if you have it, (or watch a video on the internet then make your own book.)</p> <p>5-yr-olds</p> <p>Read Big Books made so far.</p> <p>New Sound from Bible Phonics.</p>	<p>Make an insect play box sand tray. Find stones or make salt-dough "cookies" which become a base for gluing on pictures of minibeasts. Add leaves and other natural items. The children can play with the pretend minibeasts in the sand tray. They will enjoy holding them or putting them under leaves etc.</p> <div data-bbox="1646 678 1960 981" data-label="Image"> </div> <p>Make a collage of insects in their environment, e.g. a bee on a flower, a caterpillar on a leaf, a dragonfly on a pond.</p> <p>Make a butterfly life cycle chart.</p>

Thursday: Peter walks on water

Matt 14:22-33 What usually happens when we try to walk on water? Jesus made water to be a liquid. But on this day, He made it so that Peter could walk on it! How did Peter feel? What did He do? How did Jesus help him?

Friday: God is powerful – Jesus turned water into wine John 2:1-11. How did Jesus change water in this story? How did He use His power to help his family?

Butterflies: are beautiful! What colours can they be/ They start their life as an egg, which hatches into a caterpillar, and the caterpillar turns into a butterfly!

Ants: Live together in special underground homes that they build. They all help one another.

Spiders: Spiders have - 8 legs and only two body parts. Many eyes that can see all around. They spin webs with fine silk that comes from their tail. They eat insects that get caught in their sticky web.

Numeracy:

Making groups: Make group of minibeasts.


How many in each group?

Beacon Media Maths card level 2

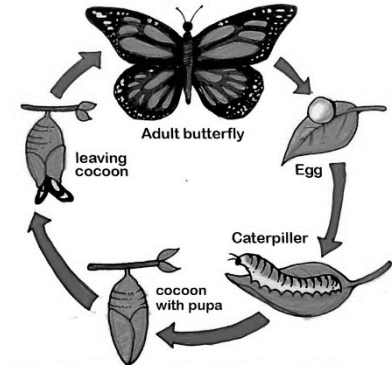
Dice game: Beetle

The aim of the game is to be the first to complete a Beetle. Each student takes turns to roll of the die. According to the number they roll, they can draw a particular body part as follows:


- 6 = body
- 5 = head
- 4 = wings
- 3 = legs
- 2 - feelers
- 1 = eyes



The body must be drawn before the other body parts are added to it. Players must therefore roll a 6 to start. Once the body has been drawn, the other parts of the beetle may be added in any order.

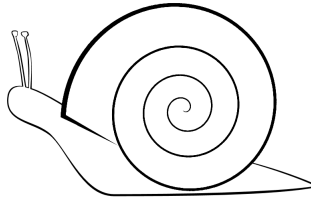




Use paint to make a butterfly print, by folding paper in half, painting half a butterfly on one side and folding it over along mid line.



Personal Devotions: God Our Father has power over creation because he created it! Jer.32:17, Job.26:7-14, Ps. 148:4-6,8 Jesus, God with us, has power over creation. Mt.14:25, Mk.4:39, 14:9-20 Fear can come in the middle of storms (any kind), but we can ask God to help us. Ps.55:4-5 107:28-29, 143:4, 144:7, Is.41:13

God is Creator Week 4: Jesus is the life giver

Bible	Science/Social Studies/Art	Literacy/Numeracy/Music	Creative free choice activities
<p>Jesus has power to give life because He created all living things.</p> <p>Memory Verse: I am the way, the truth and the life. No one comes to the Father except through me. Jn 14:6</p> <p>Monday: Jesus raises Lazarus from the dead: John 11:1-45 Lazarus was a friend of Jesus and after he had been dead 4 days, something wonderful happened when Jesus came. He gave him life again! Jesus was showing how great and powerful God is through this miracle.</p> <p>Tuesday: Jesus has power over death. When we are old and die, then we can go to be with Him in heaven forever! This is called eternal life. This is for people who believe in Jesus.</p> <p>Memory verse: Jn 14:6</p> <p>Wednesday: God not only gives life, but also thinks that all the things He made are very important. God wants us to help him look after them – the living things and the non-living things. Ask, “How do you think He wants us to treat things He has made?” To care for something</p>	<p>Topic: Minibeasts continued Snails, slugs, earthworms and centipedes.</p> <p>Snails have shells. Snail-like animals that do not have a shell are usually called slugs.</p> <p>Most snail species have tongue that contains thousands of tiny teeth, for eating food. What do they eat?</p> <p>Land snails eat leaves, stems and flowers. There are also sea snails which eat both sea weed and shell fish.</p> <p>A snail moves very slowly. It is one of the slowest creatures on Earth.</p> <p>As they move along snails leave behind a silver trail of slippery slimy stuff that helps them move along.</p> <p>Earthworms are the slimy, pink, wiggly worms you commonly see on the ground after it rains. Many people use them as fishing bait, but the common earthworm is actually very important for our gardens.</p>	<p>4-yr-olds Fast and slow Can you think of some animals that move fast? Which ones are slow?</p> <p>Drawing between the lines Give children copies of a snail with shell. They have to carefully draw inside the spiral of the snail shell.</p>  <p><i>See enlargement.</i></p> <p>Poem: Mrs. Snail, Mrs. Snail You leave a pretty silver trail, So we can see where you have been, Slow Mrs. Snail.</p> <p>5-yr-olds New sound from Bible phonics</p>	<p>Make models of ants, other insects, and spiders and make a web for them with sticks and string...</p>  <p>Or paper strips ...</p>  <p>Make snails, or make snail collages using crushed eggshells for their shell.</p>

or someone is showing respect. How can we show respect for God's world? (e.g. not throwing rubbish.) As God's special creation each person is valuable. How then should we treat others, (e.g. speaking kindly, listening, sharing, treating others equally.) It doesn't matter whether a person is old or young, or from which country they come. They should be treated with respect. God also wants us to care for and show respect to animals and plants. How should we treat animals? How do we care for plants?

Thursday: Jesus raises Jairus's daughter from the dead Matt 9:18-26


Friday: Jesus raises a widow's son Luke 7:11-15

Earthworms make the soil healthy. Earthworms live in the ground and wiggle through the dirt making tunnels. These tunnels allow water and air to travel through the soil. Earthworms also eat the soil, which breaks it up and makes it good to grow our plants in.

Beacon Media Maths card Level 2

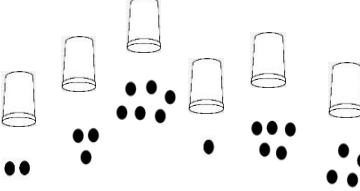
Time: What time do you get up? Arrive at school? Have lunch? Have dinner? Go to bed?


Make a timer from 2 plastic bottles. Use a watch to time how long it takes for the sand to go from one to the other.



Personal Devotions: Jesus was with God Our Father at creation, giving life. Jn.1:1-4, Acts 17:24, Job 12:10 Jesus has power over death. Jn.11:25a, 2 Tim.1:10, Rev.1:18 Eternal life is more than just being alive. It's relationship with God through Jesus Jn.10;10, Jn.17:3, 1Jn.2:24-25, 1Jn.5:11 We are to respect people and all God's creation Gen.1;28-31, Ps.24:1, Eph.4:31-32



God is Creator Week 5: God looks after all His creatures



Bible	Science/Social Studies/Art	Literacy/Numeracy/Music	Creative free choice activities
<p>God cares for the animals and plants He created, and that He cares for us even more.</p> <p>Memory verse: The Lord is my shepherd. He gives me everything I need. Psalm 23:1</p> <p>Monday: Read Psalm 23 in a simplified way. Explain what a shepherd is, and the role of the shepherd in Bible times. Show a picture if possible, e.g. in a children's story Bible. In those days there were no fences and sheep were not kept in paddocks. The shepherd wandered around with the sheep and found fresh green grass and cool water for them to drink, and shady trees when it was hot. At night he would sit by the sheep, light a fire and use his crook to scare away any animals that might want to come and steal the sheep, e.g. wolves or wild dogs. Tell them that later we will make a book. What might we draw? the shepherd, sheep, grass, trees, a stream (water), sky, sun. (See Literacy section)</p> <p>Tuesday: Matthew 6: 25-34 What colours can animals be?</p>	<p>Topic: Living or non-living? Plant or animal?</p> <p>Children may know you can plant a seed and it will grow, but not understand that a rock won't grow. What is a living thing? Living things grow, need food, water, move and can have babies.</p> <p>Have 2 children stand up and ask, "Do they grow?", "When they grow up can they be Mums or Dads?", "Can they move?" (let's see!). "Do they need food or drink?"</p> <p>Conclusion: These children are alive. Show some rocks and repeat the same questions.</p> <p>Conclusion: rocks are not alive (non-living.)</p> <p>Go on a treasure hunt outside to find both Living (or things that were once living) and Non-living things. Come inside and classify them.</p> <p>Give the children magnifying glasses and let them explore the outside</p>	<p>Farm animals</p> <p>Make a book of farm animals, with each child contributing a page. They can say which farm animals they like: e.g. I like ...</p> <p>Pigs Sheep Dogs Goats Chickens Ducks and Geese</p> <p>Make noises of farm animals. See if other children can guess which animal.</p> <p>Maths game: Hide counters under cups. The children have to guess the number under a certain cup. They count to see if they were right.</p> 	<p>Ask children to classify pictures of plants and animals.</p> <p>Animals: Include farm animals, pets, wild animals, fish, birds, spiders, insects, frogs</p> <p>Plants: Include green plants, flowers, trees fungi</p> <p>Set up a sorting box with two compartments. Provide a collection of objects from living things, e.g. feathers, leaves, fruits, vegetables, flowers and another collection of non-living things. The children can sort out the objects.</p> <p>Leaf printing (Paint the back of the leaf and press on to paper. Cover with paper towel and roll a jam jar over it.)</p> <p>Crayon rubbings of leaves, (place leaves under paper and apply crayon on top of the paper)</p> <p>Leaf classification: shape; size</p>

<p>What can animals do? They can move about... run walk hop, fly Can plants do this? How do plants stay in the ground? What colours are plants? What do plants have? (green leaves etc.) God made people to be even more special than animals. What can people do that animals can't do? Wednesday: Memory verse: Ps 23:1 Thursday:</p>	<p>environment. Give them each a page divided down the middle with "Living" on one side, (draw a picture of a living thing – they probably won't be able to read the word yet) ... and non-living on the other. Ask them to be 'scientists' to investigate and discover which of a number of items are living and non-living. Have pictures of living and non-living things for the children to colour (or sort before colouring).</p>	<p>5-yr-olds</p> <p>Big book: The Lord is my shepherd (Prepare this ahead of time: one sentence per page. Children can choose one page each to illustrate. (8 pages). For 16 children, make 2 books. The Lord is my shepherd. The shepherd finds grass for the sheep. The shepherd finds water for the sheep. The shepherd finds a place for the sheep to rest. He keeps the wild animals away. The Lord is my shepherd. He looks after me. He gives me everything I need.</p> <p>New sound from Bible Phonics</p> <p>Beacon Media Maths card Level 2</p>	<p>Leaf collage Draw a large tree trunk and get the children to cut out leaves and stick them on.</p> 
--	--	--	---

Personal Devotions: Psalm 104: God cares for His creation, including us! Psalm 23


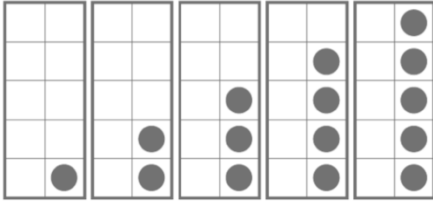


God is Wise Week 1: God Our Father wants us to grow as Jesus grew.



Bible	Science/Social Studies/Art	Literacy/Numeracy/Music	Creative free choice activities
<p>When Jesus was a boy, He grew just like us. The bible says that Jesus also grew in wisdom, (knowing the right things to do, and doing the right thing.) God wants us to grow in wisdom too by making right choices, including right choices about healthy living. Lk.2:40;52</p> <p>Memory Verse: Jesus grew to become strong and wise. Luke 2:40</p> <p>Tuesday: Jesus grew as we grow The Bible tells us that Jesus grew in his body, and at the same time, He learned how to read and do maths. He learned how to get along with others, and in He learned about His Heavenly Father God. Jesus was born as a baby, to his mother Mary and father Joseph. (Yes – Jesus had a heavenly father and father on earth. We celebrate His birth at Christmas), but Jesus didn't stay a baby. He grew to be a little boy and learned to walk and talk just as all babies do. What other things do babies and toddlers have to learn?</p> <p>Idea: Have a baby doll and talk about the things that a baby can and cannot do, and what parents do to look after the baby.</p>	<p>Topic: Growing up to be healthy What does 'healthy' mean?</p> <p>Healthy Food: God has provided us with so many different foods, from plants and animal. Which foods make us strong and help us to keep well? Which foods could make us feel tired, and even get sick if we ate too much of it?</p> <p>Exercise: Our bodies need to move and have exercise which strengthens our muscles. Let's do some exercise now... running on the spot, doing some star jumps. What exercise can we do when we play outside?</p> <p>Water: What is the best drink? Water, juice or fizzy drink? If you are wise, which will you choose?</p> <p>The Lunch Box Game Preparation: Have picture collection of healthy foods and junk foods. (Laminate them so this becomes a resource to be used each year.) Put the pictures in a bag or box. Also have ready a lunch box and a bucket.</p>	<p>4-yr-olds Matching game – 2 – 4 players Teach the children to play "Go fish". Make 7 sets of fruit-vegetable cards, 4 in each set. (e.g. 4 carrot cards, 4 apple cards etc. – 28 cards altogether). To play, shuffle the cards and give each player 5 cards. (They hold them in a fan facing themselves and do not show the others.) They pull out any pairs. The aim is to get as many pairs as possible. Now, the first player starts and can ask anyone for a card to match the one they need, e.g. Jess, do you have a banana? If Jess has a banana, she has to hand it over. (And the player says 'thank you!') If the answer is 'no', Jess says, "Go fish" and the player can pick up a card from the stack of spares on the table. Then next person has a turn to ask a question to another, and so on. If a player runs out of cards, they can pick up enough cards to make 5 from the stack on the table. At the end of the game, see who has the most pairs.</p>	<p>Fruit-vegetable mosaic</p>  <p>Fruit-vegetable people with concertina folded paper legs.</p> 

<p>Tuesday: Memory verse: Luke 2:40 Spend time explaining the meaning of 'wise' and 'wisdom' – not just being clever, but knowing how to make the best choice.</p> <p>Wednesday: Jesus growing up Did you know that Jesus was once exactly the same size and age that you are right now? Jesus had brothers and sisters. His parents taught Him about God. Jesus went to school, helped Mary, his mother, and Joseph who was his father here on earth. Joseph taught him how to work with wood. Jesus understands children, because He was a child.</p> <p>Thursday: Jesus knows how we feel and is able to help us to do what is right. What are some of the things that God would want us to do? e.g. sharing and thinking of others, just as Jesus did when he was young.</p> <p>Friday: Being thankful Although we may not like all the food we're given, our bodies need healthy food to grow and we can learn to try and eat at least some of our food because it helps us grow.</p> <p>Prayer: Thanks to God for our food...even if it's not our favourite!</p>	<p>In group time, invite the children to come up one by one and pick from the bag a laminated picture. They shouldn't be able to see what they are choosing – they can close their eyes to pick. Once they have their picture, they have to decide to put it in the lunch box (health food) or the bucket (junk food).</p> <p>Songs: Thank you for all the good things <i>(Couldn't be finer)</i></p> <p>I want to be more like Jesus <i>(Couldn't be Finer)</i></p>	<p>5-yr-olds Bible Phonics – new sound Revise all sounds learned so far. Match initial sounds with beginning sound of fruits and vegetables.</p> <p>Maths: making groups Pretend the counters are fruits. Use paper plates. "Make a group of 3 apples." (pit 3 counters on a plate. Now make another group of 3 apples. (Put 3 apples on another plate.) How many plates of apples do we have? (2) How many apples do we have? (6). We have 2 groups of 3.</p> <p>Beacon Media Maths card level 2</p>	<p>Fruit people collage</p>  
---	---	---	---

Personal Devotions: God is involved in people's growing process. Gen.2:20, Jud 13:24, 1Sam.2:26, Lk.2:40 God planned for us to grow and become strong. 1Cor.3:7b, 1Pet.2:2 Jesus grew in every aspect, and God plans for us to mature in all areas. Lk.2:52, Prov.1:7, 19:20, Eph.4:29,32, 1Cor.6:19-20


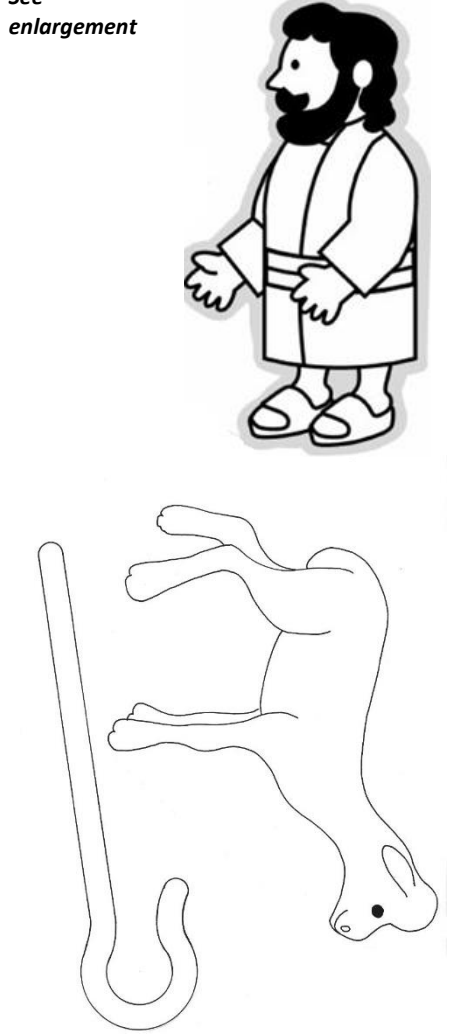
God is Wise Week 2: God Our Father helps us to obey Him.

Bible	Science/Social Studies/Art	Literacy/Numeracy/Music	Creative free choice activities
<p>The wisest choice we can make is to do what God wants us to do.</p> <p>The story of Moses and how He did what God wanted him to do. The job that God had for Moses was very hard, but God promised to be with him and help him.</p> <p>Use a children’s Bible for the story.</p> <p>Memory Verse: I can do everything God asks me to with the help of Christ who gives me strength and power. Phil.4:13</p> <p>Monday: Moses as a baby, Exodus 2:1-10; Memory verse Phil.4:13</p> <p>Tuesday: God calls Moses: The burning bush, Exodus 3 & 4</p> <p>Wednesday: Pharaoh says “No, I will not let your people go.” Exodus 5-11</p> <p>Thursday: The crossing of the Red Sea, Exodus 14 & 15</p> <p>Friday: The journey through the wilderness and the giving of the 10-commandments. Exodus 16-20</p> <p>Looking back on the life of Moses: What things did God ask him to do that were hard for him? What things might God ask us to do that could be hard for us?</p>	<p>Topic: Health habits</p>  <p>What is a healthy habit? A habit is something that we do very often. So, a healthy food habit is to eat healthy food most of the time. So, a healthy water habit is to drink water instead of coloured drinks most of the time. A healthy exercise habit is to run around and play outside as much as we can.</p> <p>Make a poster to show all 6 healthy habits: 3 from last week, (healthy food, water and exercise), plus the following:</p> <p>Washing and keeping clean: Have some soap (good for a smelling experience), toothpaste and brush,</p>	<p>4-yr-olds</p> <p>If you have the book, “The very Hungry Caterpillar” this is an excellent book. If you don’t, make one: <i>(one page per day)</i></p> <p>A caterpillar hatched out of a small egg on a leaf.</p> <p>On Monday, the very hungry caterpillar ate through one apple.</p> <p>On Tuesday, the very hungry caterpillar ate through two bananas.</p> <p>On Wednesday ... (Keep adding a different fruit or vegetable each day) ... on Sunday, the very hungry caterpillar was very fat. He found a green leaf, made a cocoon and went to sleep.</p> <p>In the Summer, he woke up. He was a beautiful butterfly!</p> <p>Use tens frames and ask children to put counters in the blank spaces. How many?</p> 	<p>Make some fruit skewers Cut up cubes of different kinds of fruits. The children use small tongs to pick up the fruit cubes and put them on a skewer. They then get to eat the fruit.</p>  <p>Cut up and eat some salad vegetables such as raw carrot, cucumber, celery, capsicum, for taste testing.</p> 


	<p>shampoo. What do we use these for? It is important to look after our bodies by washing, caring for our teeth and brushing hair.</p> <p>Sunshine and fresh air make us healthy too. It important to play outside.</p> <p>Sleep: We all need to rest. When we are asleep our body grows and gets stronger. If we didn't sleep, we would be very tired! When should we go to bed? (when our parents tell us to; not too long after dark)</p> <p>Continue with emphasizing exercise activities and outdoor play this week.</p> <p>Songs: Thank you for all the good things <i>(Couldn't be finer)</i></p> <p>I want to be more like Jesus <i>(Couldn't be Finer)</i></p> <p>Thank you Lord for this fine day <i>(Couldn't be Finer)</i></p>	<p>5-yr-olds Taste and see graph. Cut up three kinds of fruits e.g. watermelon, pineapple, mango. The children take turns to try all 3. They decide which one they like best. Give the children a square of paper each. They are to colour the paper in the colour of the fruit they liked best. Have a large sheet of paper for making a graph. The children are to stick their square on the graph, (in a line). Count how many squares of each colour. See which fruit is the most popular. This is the same activity we used in Term 1 (Provider) but this time choose different fruits.</p> <p>Ordinal number</p> <div data-bbox="1128 895 1563 1129" data-label="Complex-Block"> <p>What fruit is in the 4th place?</p> <p>1st? 3rd? 2nd? 5th?</p>  </div> <p>Beacon Media maths card Level 2</p>	
--	---	---	---

Personal Devotions: God is both just and merciful. Deut.32:3b-4, Ps.145:17, Zeph.3:5 There are some difficult things He asks of us. Heb.13:17, Col.3:13, Phil.2:3-4, 1Pet.5:8-9a God is with us to help us do what He asks. Ex.3:11, Ex.4:10-12 God equips us for what He asks. Acts.1:8, 2Cor.9:8, 2Cor.12:9a, Eph.1:19-20, Phil.4:13

God is Wise Week 3: God our Father loves us and wants us to talk to Him

Bible	Science/Social Studies/Art	Literacy/Numeracy/Music	Creative free choice activities
<p>God Our Father is always listening. We can all be good listeners.</p> <p>Memory Verse: John 10:27 My sheep hear my voice, and I know them, and they follow me.</p> <p>The Good Shepherd John 10</p> <p>The sheep hear His voice. Use the story at the bottom of the next page.</p> <p>Tuesday: Memory verse John 10:27</p> <p>Wednesday: God listens to us: God Our Father loves to hear our voice, and wants us to talk to Him in prayer and praise. Praise is when we tell God how much we love Him and thank Him for everything He has done. Here is a verse from the Bible that tells us about praising God: Let everything that has breath praise the Lord. Psalm 150:6</p> <p>Give the children an opportunity to say a prayer of praise to God. Sing songs of praise, e.g. <i>God is so good</i></p> <p>Thursday & Friday: Being a good listener</p> <p>What do you have to do to 'listen carefully'? (look at the speaker, pay attention, listening quietly while the other person speaks and wait for our turn to speak. This is called 'attentive listening'. Listening to others shows</p>	<p>To keep safe, it is wise to listen and follow instructions.</p> <p>What rules can we make for keeping safe?</p> <p>Road safety</p> <p>Discuss rules for crossing the road. Is it safe to play near the road? Why not?</p> <p>Free play with small cars and trucks. Make a road mat for them to go on. If you don't have any cars and trucks, draw and cut out pictures of cars and stick them on wooden blocks so they stand up.</p>  <p>Make cars from large cardboard boxes that children can sit in.</p>	<p>Listening games for all:</p> <p>Doggy doggy, who's got the bone – The 'doggy' sits in the centre of the circle with eyes closed. The 'bone' is on the ground behind him. Someone is chosen to creep up and steal the bone. The 'doggy' must listen to where the footsteps came from. When the 'thief' is back in his place, the signal is given by the chant, "Doggie, doggie, who's got the bone?" and the 'doggie' must guess who stole the bone.</p> <p>Razzle Tazzle –Similar to "Doggie Doggie" – Instead of a bone, use a bell, or some jingle bells. Say: Razzle, Tazzle can you tell who has come to steal your bell?</p> <p>Environmental sounds. Ask the children to be as quiet as possible, to close their eyes for 30 seconds and see how many sounds they can hear.</p> <p>Near and far sounds; high and low sounds</p>	<p><i>See enlargement</i></p> 

that we care, and it's what God our Father wants us to do.
 Ask a question, e.g. what did you have for breakfast today? Or 'what's your favourite thing to play with?'
 Pass around an object for them to hold in their hand while they talk. They pass on when they are finished. Only the person holding this object is allowed to speak, and they need to wait until it comes around to their turn.



Percussion sounds - Ask children to close their eyes and make three sounds on three different percussion instruments, e.g. a triangle, a drum, cymbals. Children have to say the order in which they heard the sounds.

Listen for the rhyming words

Echo claps



Personal Devotions:

The Lord listens to us. Ps.4:3, 17:6, 34:15, 116:1-2 God delights in our praise. Ps.8:2, 149:4-5, 150 We can talk to God Our Father about anything, anytime, anywhere. Ps.5:3, 55:1-5, 16-17, 139:8-10

The Good Shepherd

Jesus sometimes told stories about sheep and shepherds. In the land where Jesus lived a shepherd was a person who looked after the sheep. He always carried a crook with him as well as a sling shot, in case wild animals tried to run off with one of the sheep. A shepherd had to be very brave. If a wolf or a lion or a bear came along, he would protect the sheep. He would use the sling-shot to hurl a stone at the animal and his crook to fight it off.


A shepherd also helped a sheep out of trouble. Sometimes a sheep wandered into thick prickly bushes and couldn't get out. Then the shepherd would gently lift the sheep out of the bushes and put it back with the others. Sometimes sheep were troublesome. They wouldn't go where they were meant to. Then the shepherd used his crook to make them go the right way.

A shepherd loved his sheep very much. He even had a name for every sheep. What do you think some of their names might be? The sheep knew the shepherd too. They knew the sound of his voice and could pick it out amongst other voices. Can you recognise the voice of your Mum or Dad.....even when you can't see them? You know their voices very, very well, and that's how it was with the shepherd and his sheep.

Sometimes bad men came along to the sheep-fold and tried to steal the sheep. The bad men didn't go through the gate, but crept under the fence and hid behind a bush. Then they called to one of the sheep to come to them. But the sheep wouldn't come. It didn't know the stranger's voice. Instead, the sheep ran to the shepherd knowing that the shepherd would protect it.

Jesus told this story about the shepherd and the sheep because He wants us to love Him just as the sheep love their shepherd. Jesus is like our shepherd because He loves us. He protects us from danger and always cares for us. Jesus wants us to follow Him, just like the sheep follow the shepherd. They wouldn't follow anyone else because they only know the voice of the shepherd.

God is Wise Week 4: God our Father loves us and wants us to listen to Him.

Bible	Science/Social Studies/Art	Literacy/Numeracy/Music	Creative free choice activities
<p>We can listen to God by listening to Bible stories being read to us, and by listening to the instructions of people who are wise. The wisest choice is to listen to what God has to say, and do what He says.</p> <p>Memory Verse: 1 Samuel 3:10 “Speak Lord for your servant is listening.”</p> <p>Monday: The boy Samuel (1 Samuel 1). Read the story at the bottom of the next page use a children’s Bible.</p> <p>Tuesday: Act out the story.</p> <p>Wednesday: Memory verse and revision on the meaning of ‘attentive listening’. (Use this term from here on, at group time.)</p> <p>Thursday: Mary listened to Jesus Luke 10:38-42</p> <p>Friday: opportunities for children to share with the class, while the rest of the children listen, as last week.</p>	<p>Topic: wisdom in obeying safety rules: safety with germs</p> <p>Make a poster</p> 	<p>Listening games for all</p> <p>Animal sounds - Children take turns in making three animal sounds. Someone is chosen to say what the sounds were in the right order.</p> <p>Following instructions - Give one child three instructions to be carries out, e.g. walk to the door, put your hands on your head, come back and stand near the chair. Alternatively ask for a series of objects to be brought to you – e.g. “Bring me a pencil, a book a cup and a button.”</p> <p>Whisper a message around the circle. The last person speaks out the message aloud. Has it changed from the original message?</p> <p>Who am I? The teacher selects one child who hides his eyes. Someone is chosen to stand behind the child and say. “Who am I?” A variation on this is the game “Kangaroo Skippy Roo”.</p> <p>5-yr-olds</p> <p>Revise known sounds.</p> <p>Beacon Media maths card Level 2 oral test (<i>Don’t tell them it’s a test.</i>)</p>	<p>Game: a listening game for a small group following instruction</p> <p>Children form a circle, everyone holding a giant elastic, or rope. The teacher gives instructions, e.g. “lift the rope above your head then pull down to the ground; Now hold the rope and walk in a circle; stop!</p> <p>Home corner: Set up bowl of water with a little detergent. Children can wash dishes.</p>

Personal Devotions:

The Lord listens to us. Ps.4:3, 17:6, 34:15, 116:1-2 God delights in our praise. Ps.8:2, 149:4-5, 150 We can talk to God Our Father about anything, anytime, anywhere. Ps.5:3, 55:1-5, 16-17, 139:8-10

The boy Samuel

There was once a woman named Hannah. Hannah was very sad because she had no children. She wanted a baby very much. One day she and her husband went to worship God in the tabernacle, (like our church). Hannah prayed to God there. She cried and said, "If you will give me a baby, I will let him work for you all his life."

Eli was the minister at the tabernacle. He saw Hannah crying. He knew something was wrong. Hannah told him what she was praying about. He said, "Go home and be happy. I will pray that God will give you what you asked for." Hannah went home and God remembered her prayer. He gave Hannah a baby boy. She named him Samuel.

When Samuel was old enough, his mother took him to live with Eli at the tabernacle. One night, after they had gone to bed, Samuel heard a voice calling him. Samuel thought it was Eli. So, he ran to Eli.

"Here I am," said Samuel. But Eli said, "I did not call you." Go back to bed.

Samuel went back to bed. Then he heard the voice again..." Samuel!"

Samuel got up. He ran to Eli. "Here I am," he said.

"I did not call you," said Eli. "Go back to bed." But Samuel heard it again, "Samuel!"


Samuel ran to Eli. "Here I am," he said. Then Eli knew that it was God calling.

He said, "Go and lie down. If you hear the voice again, say, "Speak Lord, I am listening,"

So, Samuel lay down in bed. Soon God called again, "Samuel! Samuel!" Samuel said, "Speak Lord, I am listening."

And God spoke to Samuel. From then on God talked to Samuel. Samuel told God's people what God said. Samuel was a prophet.


God is a Servant Week 1: We are to honour our parents as Jesus honoured His parents.

Bible	Science/Social Studies/Art	Literacy/Numeracy/Music	Creative free choice activities
<p>The boy Jesus obeyed his parents. Memory Verse: Children, obey your parents in everything, for this pleases the Lord. Col.3:20 Monday: Revise the lessons on Jesus as a boy from 'God is Wise Week 1'. Ask questions and see if the children remember: Jesus was born as a baby. What were the names of his mother and father here on earth? What did He learn from Joseph? (how to make things with wood.) What else did He learn when He was growing up? Did Jesus have brothers and sisters? Jesus obeyed His mother and father. What does it mean to obey? - to do what you are asked or told quickly with a happy heart (without grumbling!) Tuesday: Jesus visits the Temple. See story at bottom of the next page. Lk.2:41-52 Wednesday Memory verse Col.3:20 Talk about some of the instructions that children are given by parents, e.g. to come when called, to share with your brother or sister, to eat</p>	<p>Topic; Community Helpers: postmen, firemen, shop assistants, transport workers When God made people, He had a plan for us to live and work together, to help one another and care for each other. A community is a group of families living close by and sharing some things together. There are some people in our community who give us special help. They are called community 'servants'. A servant is a helper. We can all be servants. How can we be servants? Fire fighters What do firefighters do? How could a fire start? How do they put out the fire? What equipment do they use? What do they drive to the fire? What do they wear? Over the next few weeks, invite a real community worker, e.g. postman, fireman, nurse, shop assistant, hairdresser, to tell about their work.</p>	<p>Poem: (Act it out) Five little fire fighters (<i>hold up 5 fingers</i>) sleeping in their beds, (<i>head on hands pretending to sleep</i>) Off went the siren. To the station they went. (<i>Get dressed quickly.</i>) They rushed to the fire and put out all the flames, (<i>Squirt hose</i>) Then 5 little fire fighters went back to bed again. (<i>head on hands again, sleeping</i>)</p>  <p><i>See enlargement</i> Fire fighter phonics Make a cube and stick a little picture on each surface. The student throws the cube and says the sound that turns up on top, e.g. 'f' fire</p>	<p>Make a card or picture for Mum or Dad to show how much we love them. Use the post box from <i>God is Love Week 5</i> to represent the postal service. Children can send "letters" to each other, (drawings) Set up a different kind of shops for free play.</p>

your food, to help with a job. Two teachers can act out situations where children have to choose to obey. (Don't act out wrong responses, just talk about how they made the right choice, instead of the wrong choice which could have been)

Thursday & Friday: Discuss ways in which children can *help* their parents, e.g. picking up toys. Make a chart called 'helping at home'. Draw and add pictures of what the children suggest.

Song: A servant for Jesus (All Creation Sings)





**Continue learning all initial sounds.
Beacon Media Maths card Level 3**


Personal Devotions: Honouring our parents is God's idea and has promises attached. Ex.20:12, Deut.5:16, Eph. 6:1-3 God has appointed parents to instruct and train their children. Deut.6:6, Prov.22:6, Eph.6:4 We can pray for God's help in obeying. Ps.119:33-34 Note: Corresponding to this scripture study is the disturbing reality of child abuse by parents. What can be said for these children? There are no easy answers. We read the phrase, "Children obey your parents in the Lord." There are times when they must disobey their parents in order to follow what God has taught them of right and wrong, as well as for their own safety. As they learn God's principles of forgiveness, they can, by God's grace, choose to forgive their parents. This in itself is an act of honouring their parents, the ones who gave them life. This forgiveness also allows God to work in their young lives to free them from bitterness, false guilt and anger that arise from the injustices from parents. God our Father is the One able to redeem and restore. "Though my father and mother forsake me, the Lord will receive me" Ps.27:10

Jesus visits the temple

Jesus grew up in a town called Nazareth, in the country of Israel. When Jesus was 12 years old, Mary and Joseph took Him to the temple. The temple was in a city a long way off. They had to travel there by walking. They went with many of their friends and family. There were many people in the city. Mary and Joseph couldn't find Jesus. They thought he was lost in the crowd. How would they find Him? They looked for Him. They were worried. At last they found Him. He was in the temple, listening to the wise teachers there. He was asking questions. Mary said, "I've been worried about you!" Jesus said, "I had to come to my Father's house." (He was talking about His Heavenly Father). But He went home then with Mary and Joseph. He obeyed them.



God is a Servant Week 2: We are to help the sick and needy as Jesus did.

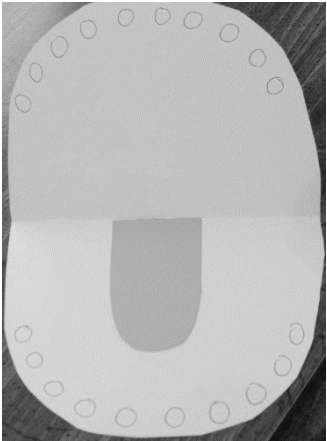

Bible	Science/Social Studies/Art	Literacy/Numeracy/Music	Creative free choice activities
<p>Jesus cared about sick people. He was kind to them, and used His power to make them better.</p> <p>Memory Verse: Jesus healed many sick people. Mark 1:34</p> <p>Monday: The healing of blind Bartimaeus: Mark 10:46-52 The crowd told him to, "Be quiet", but when Jesus saw him, He stopped and talked with him, listened to him and healed him. Jesus wants us to have hearts like His that care for people who are sad or hurting.</p> <p>Tuesday: Memory verse Mk.1:34 The man at the pool, John 5:5-13</p> <p>Wednesday: One Touch – the woman who was healed from bleeding - Mark 5:25-34</p> <p>Thursday: The man who could not hear or speak Tell the story from Mark 7:31-37. Explain why people who are deaf often cannot speak. (They did not hear any sounds when they were a baby so did not learn to talk). Also explain the meaning of 'dumb'. Ask: What would be bad about being deaf and dumb? Children can learn to do some signing as used by deaf people.</p>	<p>Topic: Doctors and nurses What is a servant? A person who helps others If we feel sick or get hurt, we go to the doctor, or sometimes to hospital. A doctor can find what's wrong by asking you questions and listening to your heart (have a toy stethoscope for the children to try listening through.) They may take your temperature (show thermometer).</p> <p>In hospitals and doctor's rooms, everything has to be very clean, to keep germs away. Doctors sometimes wear a face-mask (make one from paper or cloth and elastic.)</p> <p>Children can dress child up in uniforms.</p> <p>Make a pretend doctor's kit.</p> <p>Have some bandages or cloth cut up into strips to let the children pretend to bandage one another, or their dolls or teddies</p>	<p>4-yr-olds 4-yr-old kinder students can start to match picture with the letter now, starting from the first letter of the alphabet. Move slowly – no more than one letter per week. In this activity children put a peg on all the little pictures starting with 'a'.</p>  <p>Continue number matching, walking the number line, and counting.</p> <p>5-yr-olds Make a book: <i>When someone is sick</i> – Start sentence with "I can"</p>	<p>Free play with doctors' and nurses' uniforms & equipment; note pads and pen for the nurse to use for taking notes, pretend stethoscope, bandages, masks</p> <p>Make a toy stethoscope from a solid plastic hair band, ribbon and cardboard circle. Glue some soft cloth to the part that sits on the ears.</p> 

<p>Teacher can mouth some words and children try to lip-read. Talk about people with disabilities. Friday: How can we help people who are sick or sad? If someone is sad at preschool, you could offer to let them play with you, talk with them, draw them a picture. If someone in your family is not feeling well, you could make a card, pray for them to feel better, talk quietly with them and ask them if there's something you could help them with. Use of puppets: Pretend the puppet was feeling sad and ask the children to think about what they could do to make him feel better. Prayer for anyone known to the children who is sick. Practical opportunity: reach out to some people in the community. Maybe visit some elderly people.</p>		<p>When someone is sick... I can ... draw a picture for them I can ... bring them some flowers I can ... bring them some food I can ... make a card for them I can ... be quiet so they can sleep I can ... pray for them.</p> <p>Sounds: Revise all sounds.</p> <p>Counting fingers up Children work in twos. Teacher holds up number of fingers and one child of the two makes the same finger arrangement. The other child counts the fingers. This can be an introduction to addition: 3 fingers (one hand) and 4 fingers (other hand) make 7.</p>  <p>Beacon Media Maths card Level 3.</p>	
--	--	---	--

Personal Devotions: God has compassion on the sick and needy. Ps.69:33, Ps.72:12-13, Ps.140:12, Mt.9:35-36 We are instructed to help the sick and needy. Deut.15:11, Mt.25:35-40, Jas. 5:16 God created our bodies to have bones; he put us together amazingly. Job 10:11, Ps.139:15





God is a Servant Week 3: We can pray for people in the name of Jesus.

Bible	Science/Social Studies/Art	Literacy/Numeracy/Music	Creative free choice activities
<p>We can help people who are sick or needy by praying for them.</p> <p>Memory Verse: If you ask the Father for anything in My name, He will give it to you. John 16:24</p> <p>Monday: Jesus told us to pray for sick people Remember when Jesus came alive again after He died? And not long after that He went back to heaven to be with Father God. But just before He went up into the sky in the cloud, He told his special friends, the disciples something special. He told them that they could pray for sick people, and they would be healed through the power of Jesus, even though Jesus was no longer here in His body. Jesus said to them, "Go into the whole world and tell everyone about me...you will put your hands on sick people, and they will get well." Mark 15,18 Like the disciples, we can be special friends of Jesus too. How can we do what Jesus told the disciples to do?</p> <p>Tuesday: Peter, John & the lame man at the temple gate: Acts 3:1-10 Peter and John were the first to do what Jesus told them to do – to pray for sick people. This lame man was</p>	<p>Topic: Continue doctors and nurses. This week include ambulance drivers and dentists.</p> <p>The Dentist Some foods are good for our teeth and some are not so good. There are some foods that germs like when they stick to our teeth ... foods that are made of sugar, or have sugar in them. What does sugar taste like? The germs eat the sugar on our teeth, but they don't stop there. They eat our teeth as well! And they make little holes in our teeth. The little holes turn into big holes, and ouch! Oh! What pain! We have a toothache!</p> <p>How can the dentist help? He can find a little hole with his little magnifying instrument. He can clean out the little hole with his drill. Then he can fill up the hole with very hard white stuff. If the hole is too big, he will have to pull out the tooth.</p>	<p>4-yr-olds Continue work with sounds.</p> <p>Toothbrushing poem Here is the toothpaste Here is the brush I won't hurry I won't rush Making sure my teeth are clean Front and back and in-between When I brush for quite a while I will have a happy smile.</p> <p>Counting teeth Dinosaur teeth Draw heads of dinosaurs with different numbers of teeth.</p> 	<p>Continue doctors and nurses play centre.</p> <p>Dentist activities: Tooth brushing free play centre. Set out plastic bottle cap lids (white if possible), toothpaste, a bowl of water and toothbrushes.</p> <p>Classification of pictures of foods that are good/bad for teeth.</p> <p>Make a mouth with teeth from play dough</p>  <p>Make a cardboard or paper open mouth with tongue. Stick small white circles or pieces or</p>

<p>so used to watching look at him but never help him. When Peter and John prayed in the name of Jesus, there was a miracle! What does 'lame' mean? What would it be like to not be able to stand or walk? Wednesday: Act out yesterday's story. Memory verse Jn.16:24. Thursday: Tell another story of the disciples praying for healing: Acts 14:8-10. It was not Paul who healed the man, but Jesus, working with Paul. Friday: We can also pray in the name of Jesus. We cannot pray in our own name, but Jesus is the One with power. It's Jesus Name that is powerful. Peter and John and Paul did not have magical powers. Jesus is the One with power. They would have been listening to the Holy Spirit, asking Him what they should do, and when they knew that Jesus wanted them to pray for the lame men, they did, and Jesus healed them.</p>	<p>How can we stop getting little holes? We can only eat sugary foods or drinks now and again – not often – and if we do eat sugary foods, we eat an apple or carrot straight after, to get rid of the sugar. If we are at home, we can go and clean our teeth. Which foods are bad for our teeth? Which foods are good for our teeth? Why should we visit the dentist, even if we don't have a toothache?</p>	<p>5-yr-olds Make a book: My tooth book</p> <p>I see a tooth I see a sweet I see a germ Coming to eat! I see a toothbrush I see toothpaste "Oh no," says the germ I will be cleaned away!</p> <p>Continue revision of all initial sounds. Start oral activity: listening for how to put the sounds together to make 3-letter words. (Don't show them the word in print.) What is the word I am saying? e.g. c-a-t, s-i-t, p-e-n</p> <p>Counting and numbers to 20. Beacon Media Maths card Level 3</p>	<p>polystyrene around the edge for teeth.</p>  
---	--	--	--

Personal Devotions: In Hebrew culture, a person's name signified a person's character. When God spoke to Moses, God called Himself, "I Am." Names were changed by God to signify a person's destiny, e.g. Abram to Abraham-"Father of Many Nations." What was manifested in the name of Jesus? It signified His character and role Is. 9:6 And His Name will be called Wonderful Counsellor, Mighty God, Everlasting Father, Prince of Peace. God with us - "Emmanuel" Mt.1:23 "Saviour" Mt.1:21 Because Jesus took our punishment for sin on the cross, He was given the Name of highest authority. Phil.2:8-10, Rev.19:16, Acts 3:16 Why is His name important? Acts 4:12, Jn.1:12, Mt.12:21 We can pray, not in our own name or authority but in Jesus' authority. Mt.18:19-20, Jn.16:23-24 This is a privilege and responsibility. Jn.15:9,16, Jn.14:15, 23-24, Lk.10:17,20




God is a Servant Week 4: We can serve God our Father by telling others about Jesus.

Bible	Science/Social Studies/Art	Literacy/Numeracy/Music	Creative free choice activities
<p>We can serve God by telling others about Jesus, and pray for those who do not know Jesus.</p> <p>Memory Verse: Let your light shine so that others may see it. Mt.5:16</p> <p>Monday: Philip and the Ethiopian: Philip did not know WHY God was telling him to go a certain way, but God had a plan for him – that he would meet someone who wanted to know Jesus. Acts 8:26-40 <i>(See enlargements for a picture.)</i></p> <p>Tuesday: Memory verse. Explain the meaning of being a “light”.</p> <p>Wednesday: Telling others about Jesus. Not everyone has heard about Father God and Jesus like we have, but God loves everyone and wants them all to know Him. If you met someone who wanted to know about Jesus, what could you tell them?</p> <p>There are people who go to other places to tell people about Jesus. They are called missionaries. As well as telling people about Jesus, they care for people by taking food for hungry people, wood or materials to help build homes for someone poor. (If you know of missionaries you</p>	<p>Topic: Languages and messages</p> <p>Languages: How many languages are spoken in the homes of the class? List and count them. Learn to say “Hello” and some simple phrases in another language, or learn to count in that language. Why do people speak different languages? (They come from different places around the world.) Look at the world map.</p> <p>Messages:</p> <p>Talking How do we give a message to another person? We can talk to them. We can also use a phone to talk.</p> <p>Doing Actions We can also use actions. Play a game giving a message using only actions, e.g. sit down, stand up. Play a miming game: Guess what I am doing - e.g. brushing teeth, eating. Let the children have a turn. People who are deaf learn sign language. If you know anyone who is deaf it is good to learn their language of actions so that you can speak to them.</p>	<p>4-yr-olds Major on speaking and listening activities.</p> <p>Whisper a message around the circle. When it gets to the last person, they say the message out loud. Is it the same message that the first person whispered?</p> <p>Bring out the post box again and encourage children to write / draw letters to each other.</p> <p>Make a variety of picture signs and ask children to talk about what they might mean.</p> <div style="display: flex; justify-content: space-around; align-items: center;">   </div> <div style="display: flex; justify-content: space-around; align-items: center; margin-top: 20px;">   </div>	<p>Provide puppets for free play. Provide a puppet theatre, as in God is Love Week 1, to encourage children to make up conversations.</p> <p>Free play with old phones, old computer keyboards or laptops</p> <p>Tin can telephones</p> <p>Materials you will need:</p> <ul style="list-style-type: none"> • String • 2 Tin Cans • Masking Tape (optional) • Very Small Philips Screw Driver, or hammer and nail <p>Steps</p> <ol style="list-style-type: none"> 1) Wash both tin cans out with soapy water and dry them. Make sure that the openings of the tins are not sharp, if they feel a little sharp be sure to secure masking tape along the opening. 2) An adult makes a hole in the bottom (middle) of each tin can using the small screw driver, or hammer and nail. Make sure that you make a very small hole.

<p>could invite them to come and share.)</p> <p>Thursday: Another servant of God who told people about Jesus was Paul. Paul went to Athens and saw that there were a lot of false gods (idols). He taught the people that there is only one true God. (Tells the story from Acts 17:16-34.)</p> <p>Friday: Bible translators. What language do we speak? The first Bible was in the language spoken by Jesus in His country. It was called "Hebrew". But later it was 'translated' into English. That means it was changed from one language to another, but the meaning didn't change. We can say "Hello" in English or in French, "Bonjour." Now the Bible has been translated into many, many different languages so that people all over the world can read the Bible.</p>	<p>Writing or typing</p> <p>Write names of children in the class on a chart. Let children come out and point to their own name. Now take one of the names and mix up the letters. Now we cannot understand the name because the letters are not in the right order. How can writing help us to send messages? (letters, cards, books)</p> <p><i>Signs around the room</i></p> <p>Place signs around the room such as "books", "table", "door", "window". Ask children to find them and read them.</p> <p><i>Computers and phones:</i> we can type to send a message</p> <p>Pictures</p> <p>We can send a message by drawing. Sometimes there are pictures on signs that help us to understand the message. Show a label with a picture on a packet. Guess what's in the packet!</p>	<p>5-yr-olds</p> <p>Make a book to read to the younger kindergarten group.</p> <p>Have a class conference on what to write about – a topic for a story.</p> <p>Then the teacher can start off the beginning of the story, (spoken only, no writing.) Ask children to contribute what comes next... and next...and next. How will it finish? Once the story has been told, the children can draw a picture for any part of the story and the teacher can write a simple text.</p> <p>Continue with revising all initial sounds. Keep working on listening; what word am I saying? e.g. st – o - p</p>	<p>3) Cut string long enough so that you can reach different rooms or reach a long distance in the yard.</p> <p>4) Thread the string through the hole at the bottom of the tin can so that the string has entered the inside of the tin can. Tie a knot big enough so that the string stays inside the can.</p> <p>5) Repeat step 4 with the other tin can.</p> <p>6) Hold one tin can and get someone else to take the other tin can. Walk the distance of the string so that the string is tight (not dangling).</p> <p>7) Have one person hold the opening of the tin can over his/her ear while the other person speaks into the opening of the other tin can.</p>
--	---	--	--

Personal Devotions: God wants everyone to hear about Jesus. Rom.10:14-15 He tells His followers to tell others about Him. Jn.15:27, 2 Cor.5:19-20, 1Pet.3:15 There are different things we can tell. Personal experience. Ps.66:16 What we observe. 1Jn.1:3 Who Jesus is and what He did. Acts 2:22-24, Acts 10:38, 43 The Holy Spirit gives power to be His witnesses. Acts 1:8, Mt.28:19-20

God is Protector Week 1: God our Father is the one true God. We can put our trust in Him.

Bible	Science/Social Studies/Art	Literacy/Numeracy/Music	Creative free choice activities
<p>There is only one true God. God miraculously protected Shadrach, Meshach and Abednego because they stood up for Him.</p> <p>Memory Verse: The Lord is the only true God, the living God, the everlasting King. Jer.10:10a</p> <p>Monday: The 3 Hebrew men in the fiery furnace: Daniel 3 Shadrach, Meshach and Abednego would not join in worshipping the idol, as the king told them to do. They trusted in God, and would not bow to a false god. God <i>protected</i> them because they obeyed God.</p> <p>Tuesday: Memory verse and recap of yesterday's story.</p> <p>Wednesday: In our world there are people groups that worship man-made false gods. These gods cannot hear them, see them or answer their prayers. God is very sad when people worship other gods. He wants them to stop worshipping false gods, and worship Him, the one true God who can really answer our prayers. We can pray for these people to discover Our Father God.</p>	<p>Topic: People who protect us Ask: what does it mean to <i>protect</i> something? Some answers may be, "stop it from getting hurt or broken"; "Keeping safe". What does it mean to <i>protect</i> someone?</p> <p>God protected Shadrach, Meshach and Abednego in the fire because they loved and served Him. God has given special protection for children through Mums, Dads, Grandparents, teachers, and other people who love them.</p> <p>We are protected when we obey our parents and teachers. Example: Dad says "Don't play near the road." Mum says, "Don't touch the iron." What happens if we disobey?</p> <p>Activity: Make a large mural called "People who love and protect me". Children can draw people in their lives who love and protect them. These can be cut out and stuck on to the chart, with the child's name and who they have drawn.</p>	<p>4-yr-olds Draw a picture of people in your family. The teacher writes the names of the family members.</p> <p>Counting Cut out individual numbers 1 - 10 and ask children to put them in order.</p> 	<p>Home corner</p> <p>Craft ideas:</p>  

Show the children what a false god looks like – picture, or artifact, e.g. wooden mask – or block of wood.

Thursday: What is idol worship? God made us to worship Him, and no one else. When people worship and pray to other things, these are called idols.

Remember when we learned about Moses? God gave him some rules for the people. One of these was “Have no other gods except Me.” But when Moses came down from the mountain, after God talked with Him about the rules, Moses found that the people had made an idol and were worshiping it! *Read or tell the story of the Golden Calf, Exodus 32.*

Friday: There are many people who do not know Father God. Not everyone has heard about Father God in the way that we have. Some have never even heard His name! But Father God loves all people very much and wants them to know Him. God sends missionaries to go and tell them about Father God. It’s not just people in other places who need to know about Father God and to love and worship Him.

Song: God is my peace (*All Creation Sings*)

5-yr-olds

Make a book:


Families like to ... eat together.
 Families like to ... play together.
 Families like to ... read together.
 Families like to ... sing together
 Families like to ... go places together.

Sounds

Ask children to listen for the end sound in 3-letter words, e.g. c-a-t

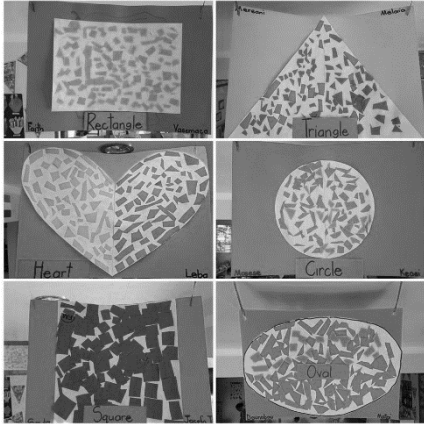


**Maths: simple addition with counters – adding 1, then adding 2
 3 and 2 make 5**

Beacon Media Maths card Level 3



Personal Devotions: Greatness of God-there is none like Him. Deut.7:21, Deut.10:17,21, 2Sam.7:22, Dan.3:28, Jer.10:6 He is the one true God, we are to trust Him alone. Ps.40:4, Jer.10:10a, Jn.17:3, 1Jn.5:20 Warning against other gods. Ex.20;3, Deut.6:14, Ps.16:4, Ps.96:5, Ps.135:15-18, Is.42:17

God is Protector Week 2: God our Father can be trusted.

Bible	Science/Social Studies/Art	Literacy/Numeracy/Music	Creative free choice activities
<p>God helped Daniel who trusted in Him. We too, can trust God, no matter what the situation.</p> <p>Memory Verse: The name of the Lord is a strong tower; God's people can run there and be safe. Prov.18:10</p> <p>Monday: Daniel and the Lion's den: Daniel 6 Daniel trusted God, even going into the den of lions. God's power is far greater than the jaws of hungry lions. He sent an angel to shut their mouths! <i>Read or tell the whole story.</i></p> <p>Tuesday: Memory verse Prov.18:10 In activity time, start making masks and costumes for the play.</p> <p>Wednesday: Daniel trusted in Father God, even though he knew the law that had been made. He continued to pray and do what he knew was right. Father God looked after Daniel: Daniel did not try and work out how to escape. God was working to rescue him. The King saw how Daniel trusted God, and saw the miracle that God had done. He made a new law that the whole kingdom should now worship</p>	<p>Topic: How animals hide When God made the world, everything was beautiful. There was no rubbish, no insect pests, and animals did not kill one another. But when Adam and Eve disobeyed God in the Garden of Eden, Satan entered God's beautiful world and made some animals kill other animals. The lions, who used to eat just grass, now wanted to eat meat! That meant killing other animals. God was sad, so gave some animals special markings to help them hide from the lions. In Africa, where lions live, they kill zebras and giraffe for their food. But God gave the zebra stripes and the giraffe patterns that blend in with the shadows of the trees. Although lions still kill zebras and giraffes, they cannot kill so many because they do not always see them hiding. God also made zebras and giraffes fast runners so that they can run away from lions.</p>	<p>Shape mosaic</p>  <p>Shape mobiles</p> 	<p>Lion masks from paper plates, and costumes</p>  <p>Children can dress up in costumes and act out the Daniel story</p>

Daniel's God. What amazing things did God do in this story? (*not just rescue Daniel but showed a whole lot of people the true God.*)

Thursday: When I am afraid. Being afraid is not a good feeling. When we know that Our Father God is able to take care of us, even at a dangerous time, we do not have to be afraid. Can you think of any times when you didn't feel safe, or when you felt afraid? (*Allow children to share experiences.*) e.g. when we're lost or in the dark. Father God is with us, loving and caring about us. He is strong and powerful and able to help us.

Friday: Perform the Daniel play, using the masks and costumes you have made.



Number trees




5-yr-olds

Sounds: Listen for the end sound in 3-letter words

Beacon Media Maths card Level 3




Lion cut-outs



Personal Devotions: God can be trusted (even in fearful situations) Ps.18:6,9,17-18, Ps.27:5, Ps.46:1 He is a refuge. Ps.59:16, Ps.91:2, Ps.142:5, Nah.1:7, Heb.13:6 We can pray for protection for others and ourselves. Ps.57:1, Ps.91:3-4, Jn.17:11b,15, Acts.12

God is Protector Week 3: Jesus keeps us in His care as we follow Him.

Bible	Science/Social Studies/Art	Literacy/Numeracy/Music	Creative free choice activities
<p>God's power to care for and protect His people is greater than any enemy plans.</p> <p>Memory Verse: Give all your worries to Him, because he cares for you. 1 Peter 5:7</p> <p>Monday: Saul's escape from Damascus over the city wall in a basket. Acts 9:19-31 (<i>story next pg</i>)</p> <p>Tuesday: Paul and Silas escape from jail Acts 16:16-40 (<i>Paul is the same person as in the previous story, but he had his name changed.</i>)</p> <p>Wednesday: Memory verse What might we be worried about? What can we do?</p> <p>Thursday: In some countries in the world, people cannot worship Jesus, except in secret. In these places is very difficult for those who love God. Reading a Bible has to be done in secret, and they can only tell others about Jesus in secret. If they get caught, they will be in trouble. Sometimes missionaries take Bibles into these countries because the government stops people from having Bibles of their own. Read the story of Brother Andrew below.</p>	<p>Topic: How animals hide More about the zebra and the giraffe: (<i>both live in Africa</i>)</p> <p>Zebras Every zebra has its own special pattern of black and white stripes. Their stripes help them not to be seen in the shadows of the trees. Zebras are a type of horse and they can run fast. Zebras have excellent eyesight and hearing. Zebras stand up while sleeping. Zebras eat grass.</p> <p>Giraffes Giraffes are the tallest animal on Earth. They can run very fast. A giraffe's neck is too short to reach the ground, so they spread their legs out to make themselves lower when drinking. Giraffes only need to drink once every few days. Their brown patches help them blend in with the shadows of the trees, so lions do not see them easily.</p> <p>How animals hide in a rock pool A sand crab is the same colour as the sand. Some crabs hide under rocks. A shellfish can pull its body inside the shell to protect itself. Small fish hide in sea weed to protect themselves.</p>	<p>4-yr-olds Make a book: Jesus keeps me safe. Each child makes a drawing, "Jesus keeps me safe when (e.g. I am at the shops.) They leave a space at the bottom for the sentence. The teacher asks, "How does Jesus keep you safe?" The child is encouraged to give a sentence and the teacher writes it at the bottom of the page. Staple pages together to make a book.</p> <p>Counting legs How many legs on 2 zebras? (Draw first) How many legs on a crab? (10)... on two crabs? How many arms on a sea star? (5) ... on 3 sea stars?</p> <p>5-yr-olds Counting as for 4-yr-olds, but make counting legs more challenging by going up to 30 (total of legs). They can draw the animals and their legs.</p> <p>Make book as for 4-yr-olds</p>	<p>Animal masks; zebra and giraffe</p>  <p>See enlarged templates</p> <p>Rock pool Make a rock pool from a large plastic bowl. Add sand, rocks/smooth stones, shells & green ribbons for sea weed. You could</p>

<p>Friday: Tell the children that we are going to make a book called “Jesus keeps me safe.” Ask them for ideas, that they will use for their pictures in the activity time later.</p>	<p>Sea stars, (<i>used to be called star fish</i>) are protected by their tough skin, which is not tasty! If it loses an arm, it can grow one back again!</p>	<p>Sounds: Listen for the end sound in 3-letter words.</p> <p>Beacon Media Maths card Level 3</p>	<p>draw on to some of the smooth stones: crabs, sea stars or small fish, using a permanent marker. Fill with water and allow children to have free play.</p>
--	---	---	--

Personal Devotions: Peace in the midst of trouble is a gift from Jesus. Jn. 14:27, Jn. 16:33 There will be troubles and opposition in this life, but God has given promises to stand on. Jn. 15:18-21, Rom. 8:31, 35, 37-39, Heb.13:5,6 We can look to God for deliverance in these times. Is. 43:2,5, Ps. 91:1,2 (and all Psalm 91) God tells us to give all our anxiety and worries to Him. Is.41:10, 1Pet. 5:7-11



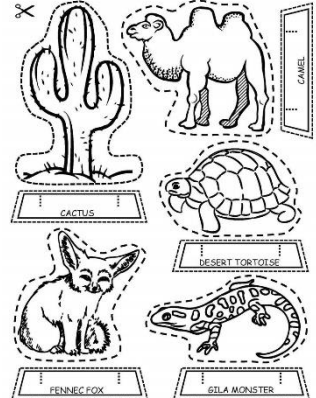
Saul escapes in a basket


Remember the story of Saul, who used to kill Christians? (Saul’s name was later changed to Paul.) One day Jesus came to him when he was on the road. Jesus came as a bright light, and He spoke to Saul and said that he had to stop killing Christians. Saul knew it was Jesus, and became a follower. Now Saul believed that Jesus was sent by Father God and he wanted to tell others about Jesus too. His old ‘friends’ (who didn’t love Jesus) still wanted to stop the Christians and now they were angry with Saul too and wanted to stop him! The city of Damascus, like most cities in those days was built with the houses and other buildings inside a big tall wall which went all around for protection. There were gates and windows in the wall, but anyone going in or out had to go through the gates in the wall. So, Saul would have been seen if he just ran or walked out of Damascus in the daytime. God gave some of his friends a very clever idea. They found a big basket and tied a strong rope to it. At night, when no one was looking, Saul got in the basket, and the friends lowered it down over the wall, so no one knew he had escaped. God protected him, and Saul continued to tell many people about Jesus.

True story of Brother Andrew

As a boy, Brother Andrew, grew up in a country called Holland. When Andrew grew older, he wanted to help Christians in some of the countries near-by, that were not allowed to have Bibles. He would drive his van to those countries, carrying Bibles in secret places in the van. One time, on the journey, he started to feel hungry so decided to stop for some lunch. He drove down to the river bank. Along came a boat. The boat stopped where Brother Andrew was eating lunch. There were two soldiers in the boat. "Lord," Andrew prayed, "help me not to be afraid." The first soldier held the machine-gun at Andrew, while the other one ran to the van. Andrew kept eating his lunch. He heard the car door open. The soldiers were looking to see if he was carrying anything they didn’t like – Bibles! Andrew reached into his picnic box and drew out two extra plates. He asked one of the soldiers to down and share some food. The soldier shook his head. Andrew could hear the other soldier poking around. Any moment now he was going to ask about those boxes that the Bibles were in. Andrew prayed, and then an amazing thing happened. While he prayed there was no sound from the soldier inspecting his car. Just as soon as he had finished praying, the door slammed. Andrew heard the sound of footsteps coming towards him. For a moment both soldiers stood over him. Then quickly they ran to their boat, got in and sped away. That was the last he saw of them.

God is Truth Week 1: God wants us to know what the Bible says, so we do not follow those who make wrong choices.

Bible	Science/Social Studies/Art	Literacy/Numeracy/Music	Creative free choice activities
<p>Jesus used God's word when tempted. The Bible is true, and the stories happened at a real time, in a real place, with real people.</p> <p>Memory Verse: I have hidden Your Word in my heart that I might not sin against You. Ps.119:11</p> <p>Monday: Jesus is tempted by Satan: Mt.4:1-11 <i>(See story bottom next page.)</i></p> <p>Jesus didn't tell Satan to go away using ordinary words. He used God's word, the Bible. Satan is the enemy of God. He tries to make us do wrong things, as he tried to make Jesus do wrong things. But Jesus did not do what Satan asked. When we feel like doing the wrong thing, it is called 'being tempted'. But we do not HAVE to do the wrong thing. We can say 'no' and choose to do the right thing instead.</p> <p>Tuesday: Revision of story, and teach memory verse: Ps 119:11</p> <p>Wednesday: Situations to discuss: Mum tells you it's time for bed, but you don't want to stop playing. What should you do? A child in preschool is finding it hard to get his shoes on. Another boy</p>	<p>Topic: Life in Bible times</p> <p>Show the children a globe and point out where your country is, and where Israel is. Some of Israel is desert, as in our story. Another country, nearby, is Egypt, which is also desert. A desert is a place where there is not much rain. Only certain plants can grow – ones that are really tough. The ground is sandy and rocky and the sun makes it very hot.</p> <p>Desert Plants: Father God created some plants that can live very well in the desert. Some have very long roots to go a long way underground and find water. Others store water inside them, like cacti. Some cacti have spikes to protect them from being eaten by animals.</p> <p>Desert animals: God also made animals that can live in the desert.</p> <p>Reptiles: snakes and lizards have a scaly skin that protects them from the heat. They can hide under the sand or between rocks to keep cool during the day, and come out to catch food at night when it's cooler.</p>	<p>4-yr-olds</p> <p>Sounds lucky dip.</p> <p>Place plastic animals in a bag. Try and include some desert animals. Children take it in turns to close eyes and pull out an animal. They have to say the sound that the animal starts with.</p> <p>Cactus counting</p>  <p>5-yr-olds</p> <p>Make a book: In the desert In the desert... <i>(one page per sentence.)</i></p> <p>It is hot. It is dry. It is sandy. You can see cacti. You can see snakes.</p>	<p>The children can make a mini-desert on a tray, or large plastic container, with sand, rocks, plastic desert animals and plants (or real cacti.) Put a lamp nearby to represent the hot sun beating down on the sand.</p>   <p>Desert animal cut outs and footprints: in wet sand or playdough.</p>

<p>starts to tease him. What do you do? You are playing with a ball, then your friend comes along and asks to play too. You would really like to have it to yourself. What will you say? <i>(You could say, 'not right now, but come back in a minute and then you can play'.</i></p> <p>Thurs-Fri: Discuss verses: Be kind and gentle. Eph. 4:32 Love one another. 1Jn. 3:11</p>	<p>Camels: A camel's feet are wide (as large as a dinner plate!) and padded to protect it from the heat. A camel has 3 eyelids, long eyelashes and thick eyebrows to keep the sand out of their eyes. Their nose and ears can open and shut; they have strong teeth that can chew cacti. Camels can walk a long way and carry heavy loads. They can travel for days without food and even water food.</p>	<p>You can see lizards. You can see camels. etc.</p> <p>Cactus addition: Use the same format as for 4-yr-olds but extend to addition, <i>(different numbers of counters on each branch of the cactus)</i>, e.g. 2 and 3 and 3 make 8.</p> <p>Beacon Media Maths card Level 3</p>	<p>Cactus collage</p> 
--	--	--	--

Personal Devotions: The Bible contains instructions for right living. Deut.4:5-6, 2Tim.3:16-17 We are to be careful to keep God's Word and teach our children. Deut.4:9, 6:6-7, 2Tim.3:15 Why should we know what's in God's word? Study through Ps.119 In the face of temptation God's Word is a protection. Prov.1:10, Prov.4:13-15, 2Pet.3:17-18 Jesus is able to help us when tempted to do wrong. 1Cor.10:13, Heb.2:18, 4:15-16

Jesus is tempted by Satan

When Jesus grew up to be a man, He obeyed God, just as He did when He was a boy. One day He went for a long walk in the desert. *What is a desert like? (discuss)* He stayed there many days. He did not take food with Him and had no one to talk to. He just wanted to be alone with God.

The bad angel, Satan, was there in the desert too. You cannot see this bad angel, but you can see the things that he does. He makes people do evil things. Satan thought that this would be a good time to make Jesus do something wrong. Satan talked to Jesus.



"Why don't you listen to me?" he said. "If you are hungry, why don't you turn these stones into bread?" Jesus said, "No. God says that the word of God is more important than food." (Jesus knew that He did not come to use His special power for Himself, but for others.) Then Satan came again: "You could do some fantastic tricks like jumping from this high point. Everyone would think how great you are if you jumped and didn't hurt yourself. The angels would hold you and stop you from being hurt."

Jesus knew that this was not what God wanted Him to do. Jesus didn't need to jump off a high place to make people think he was important. Jesus must do only the things that *God* told Him to do. God was His Heavenly Father and He must obey Him only.

"Get away from me Satan," said Jesus. "God's word says that we don't have to do anything to prove that God is powerful. He just IS." Jesus said "no" to Satan. Satan came again and said, "When you are standing up high you can see the cities of the world. Satan said, "I will give you all these cities if you worship me." Jesus said 'no' again to Satan. He said:" The word of God says, 'Worship the Lord your God, and serve him only.'" After a while Satan left Jesus.

Sometimes Satan speaks to us as well. He doesn't speak in a loud voice. He only speaks through our thoughts. Perhaps he might make us think about being unkind to someone, or telling a lie. When we have those bad thoughts, we must say 'no' to Satan, just as Jesus did. We can say a verse that we know from the Bible.

God is Truth Week 2: God knows all about us.

Bible	Science/Social Studies/Art	Literacy/Numeracy/Music	Creative free choice activities
<p>Jesus knows about all people. Jesus knew about the woman at the well.</p> <p>Memory Verse: He knows everyone, everywhere and nothing can be hidden from Him. Heb.4:13</p> <p>Monday: The Samaritan woman at the well: John 4:4-26</p> <p><i>(Note: In telling this story to children, it is not appropriate to go into details of her lifestyle, but just highlight the fact that that Jesus knew all about her.)</i> Jesus knew that this woman had made wrong choices, but He was kind to her. Because of this she listened to Him and brought others to meet Him. Jesus knew all about the woman, even though He'd never met her before. This woman was from a different country, called Samaria. The people of Samaria usually did not talk to people from the land where Jesus was from. But Jesus showed love and kindness to the Samaritan woman. Jesus knew all about her life and told her about some of her wrong choices, but He offered her a new start. The woman was so amazed by her time with Jesus, that she went to tell everyone</p>	<p>Topic: Getting water in Bible times</p> <p>We cannot live without water for very long. God created the earth with a lot of water! Show a globe if possible.</p> <p>What is water like? It's a liquid. We can pour it, but we can't really hold it, <i>(show it running through your fingers.)</i></p> <p>Ask: What colour is it? You can see through water and see things in it or behind it. What does it smell like? What does it taste like?</p> <p>Water does not have much taste or smell of its own.</p> <p>More about water: What happens when water gets hot or cold? How do you make an ice-block? An ice-block is hard because it's very, very cold.</p> <p>When water gets very, very hot it turns into steam.</p> <p>How we use water:</p> <p>Drinks: Our bodies need water. God made us that way and provided water to drink. We can drink it just as it is, or we can make other drinks. But pure water is the healthiest drink.</p>	<p>4-yr-olds</p> <p>Sounds: Continue matching small pictures with letters</p> <p>Read Big books previously made</p> <p>Lilypad number game.</p> <p>Have numbers on 'lily pads' set out randomly on the floor. Two children play at a time.</p> <p>Say: Frogs in the lily pond jump on e.g. 5</p>  <p>5-yr-olds</p> <p>Start 'Circle of Sounds'. Make a large chart, consonants around the edge, vowels in the middle. You, (teacher) point out 3 letter words while saying the sounds. Children work out the word, e.g. d-o-g.</p>	<p>Water play and water painting on concrete outside with brushes.</p> <p>Floating and Sinking: Set up plastic bowls and have a collection of items that children can experiment with.</p> <p>Waterproof/ non-waterproof: Set up different types of material on a free choice table. Provide droppers and water. Children can put water drops on the materials to see what happens. Include plastic, paper, different types of fabrics.</p> <p>Woman at the well jigsaw:</p> <p><i>See enlargement</i></p> 

else about Him. They came with her to meet Jesus and wanted Him to stay longer. He stayed 2 more days and many Samaritans came to believe that Jesus was the special one sent by Father God.

Tuesday: Revise story and teach memory verse.

Wednesday: Revise the story of Nathanael, John 1:43-50. God knew all about him too.

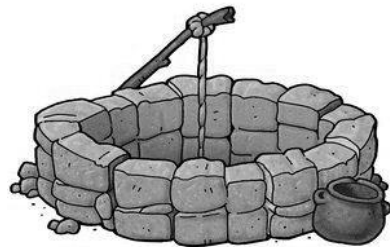
Thursday: Jesus knows everything about us: where we live, who is in our family, what we like to eat. He also knows how we feel, and what we like or don't like. He knows what makes us happy, sad, angry, worried or scared. Who sometimes feels worried or scared? Why might children sometimes feel this way? We can pray to Jesus when we are feeling sad, worried or scared.

Friday: Revise memory verse from *God is Love week 4*: God knows how many hairs on your head. You are more precious to Him than the birds. Matthew 10:31

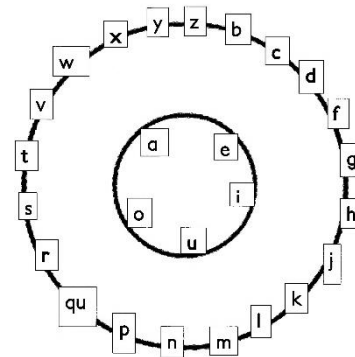
Cooking: How do we use water in cooking?

Washing: How do we use water to keep ourselves clean? How about keeping our clothes clean?

Where do we find water? In seas, lakes and rivers. It also comes from rain and melted snow. The ocean is full of salty water. But we can't drink salty water. Water is also found underground. In some places, people have to get their water from a well. This is how people got water in Bible times, like the lady in our story. *(Draw a picture of a well to show the children.)*



Circle of Sounds



Read **Big Books** previously made.



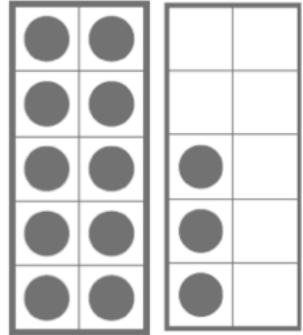

Beacon Media maths card Level 3

Follow the lines:



Personal Devotions: Jesus has personal and intimate knowledge of us. Ps.139, Jn.4:29 Jesus knows: Our needs. Mt.6:8, Our feelings. Ps.31:7, Our strengths and weaknesses. Ps.103:14 Our thoughts. Mk.2:8, the intention of our hearts. Lk.16:15 Because Jesus knows all about us, we can trust Him to take care of us. Mt.10:29-31

God is Truth Week 3: God Our Father wants us to follow Jesus.

Bible	Science/Social Studies/Art	Literacy/Numeracy/Music	Creative free choice activities
<p>God planned for us to be followers of Jesus, doing as Jesus did.</p> <p>Memory Verse: Jesus said, 'Let the little children come to me.' Mat 19:14</p> <p>Monday: Jesus calls his disciples: Lk.5:2-11 Jesus did a miracle and provided many fish for them, so many that their nets nearly broke. It showed them how special Jesus was. Then He called them to follow Him, and that He would make them 'fishers of men.'</p> <p><i>See story at bottom of next page.</i></p> <p>Tuesday: Memory verse Mat 19:14. Can children be a friend of Jesus?</p> <p>Wednesday: Following Jesus with our actions: How can we follow Jesus today? We know that Jesus is kind, good and forgiving. We can also be kind, honest and forgive others</p> <p>Jesus said, "Love one another as I have loved you." How do we show the love of Jesus to people? How would Jesus want us to act if we are a follower of Jesus? E.g. sharing with our friends; speaking kindly to brother or sisters; forgiving</p>	<p>Topic: People of Bible times</p> <p>People of Bible times wore different clothes to us. They wore long robes and most had cloth over their head to keep the sun off. Their homes were different too. They had a flat roof where they could go up to, and sleep there at night because it was cooler than in the house. There were steps on the outside of the house so they could get up there. Some houses were stone; others are made of sun-dried bricks. The walls were thick, and only had small windows so as not to let too much sun in. <i>(Draw a house to show the children.)</i></p> 	<p>Retell the story of the great catch and make a picture with netting and cut-out fish.</p>  <p>Tens frames</p> <p>How many more to make 20? <i>See enlargement.</i></p> 	<p>Children can make a house in Bible times: Use a cardboard box. Add stairs. Stick on doors and window shapes that are rounded at the top.</p> <p>Set up a sand tray and provide plastic animals and pegs for the people. Children can dress the peg-people in small pieces of cloth, help on with rubber bands. They looked after sheep, cows and the had donkeys.</p> 

<p>people if they do things we don't like. Thursday: Nicodemus John 3:1-17. See story bottom of next page. Friday: Pray for people who do not know Jesus</p>	<p>There were no taps in the homes. They had to go to the well to get water. There were no electric lights. They had to use lamps that burned oil to make a light. They cooked on an open fireplace.</p>		
--	--	--	--

Personal Devotions: Jesus wants us to follow Him (children and adults.) Mt.19:14, Jn.10:27 Promises to those who follow Jesus. Mt.19:29, Jn.8:12 As we follow Jesus, it should show in our lives. Jn.13:34-35, Jas.2:14-17a, Col.1:9-10

Jesus calls his disciples

Jesus was walking along the water's edge by the sea of Galilee. He saw at the water's edge two boats, left there by the fishermen, who were washing their nets. He got into one of the boats, the one belonging to Simon. Jesus asked Simon to take the boat a little from the shore. Then he sat down and taught the people from the boat.

When he had finished speaking, he said to Simon, "Take the boat out into deep water, and let down the nets for a catch."

Simon answered, "Master, we've worked hard all night and haven't caught anything. But because you say so, I will let down the nets."

When they let down the nets, they caught such a large number of fish that their nets began to break. They called James and John who were in another boat, to come and help them, and they came and filled both boats so full that they began to sink.

When Simon saw this, he fell at Jesus' knees and knew that Jesus was from God.

Then Jesus said to Simon, "Don't be afraid; from now on you will fish for people." So, they pulled their boats up on shore, left everything and followed him.

Nicodemus

Nicodemus had fancy clothes. He was rich. Nicodemus was a Pharisee. Pharisees were people from the church at the time when Jesus walked on earth. They knew some of the Bible - about when God made the world, and about Moses, but they didn't know that Jesus was God's Son. In fact, they didn't like Jesus. They didn't really love God. They just followed a lot of rules. But there was one Pharisee who was different. His name was Nicodemus. He wanted to find out about Jesus. He came to Jesus very quietly at night. Why at night? Probably because he didn't want the other Pharisees to know that he wanted to find out more about Jesus. He might have knocked at the door of Jesus' house, and Jesus would have let him in. Then they sat down and had a talk.

"How can I get to know God more?" asked Nicodemus. Jesus told him that he had to 'born again'.

"How can I do this?" asked Nicodemus. "I can't get back into my mummy's tummy and be born all over again!"

"No," said Jesus. "But you can have a new start in life, just like a little baby coming into the world has a new start. You have to decide to love God with all your heart, mind, soul and strength, and to love and follow Him forever."

We don't know whether Nicodemus changed because the Bible doesn't tell us, but we hope that he did. And everyone in the world can have a chance to make a new start in life by asking Jesus to come and be their special friend.

God is Lord and King Week 1: God our Father has plans for people. (Christmas)

Bible	Science/Social Studies/Music	Literacy/Numeracy/Music	Creative free choice activities
<p>God's plan for the world – He sent His Son, Jesus. He had a plan right from creation to send His son Jesus so that we could be close to Father God. God has plans for us now and throughout our lives.</p> <p>Memory Verse: She will give birth to a Son, and you shall call His Name Jesus, because He will save His people from their sins. Mt.1:21</p> <p>Monday: Angel Gabriel announces Jesus' birth to Mary: Luke 1:26-56 Explain that many of the true Bible stories we have heard...the Creation, Noah, Moses, Joseph, Daniel... were in the Old Testament. <i>(Show them the division between Old and New Testament.)</i> The New Testament begins with when Jesus came to earth as a baby. This week's story comes from the New Testament. Stories in the Old Testament happened first, and then came the stories of the New testament, not so long ago. Tell the story of the angel Gabriel's visit to Mary. God sent Gabriel to tell Mary about His plan. Mary visits Elizabeth and finds that God has plans for them both.</p>	<p>Topic: Making plans</p> <p>God told people of the Old Testament about His plan to send Jesus. People called prophets wrote these words down, long ago. In the book of Isaiah, written a long time before Jesus was born, it says "To us a Son is born, to us a Son is given. His name will be wonderful!" That Son was God's Son, Jesus.</p> <p>What plans does God have for you? God planned that you would be born</p> <p>God planned that you would grow up to love Him.</p> <p>God planned that Jesus would be your friend.</p> <p>What plans do your parents make for you? Make a list</p> <p>... that you will be healthy <i>(Eat good food, be clean and careful about germs.)</i></p> <p>... that you will learn things <i>(Go to school)</i></p> <p>.... That you will have clothes to wear <i>(Do you sometimes help to plan what clothes you will wear?)</i></p> <p>... that you will love your family</p>	<p>Christmas poems</p> <p>Little donkey word chant</p> <p>Little donkey, little donkey On the dusty road Have to keep on travelling onwards With my heavy load</p> <p>Little donkey, little donkey Bethlehem's in sight Have to keep on travelling onwards For its nearly night!</p> <p>While some are chanting the poem, let a few children make donkey hoof noises by clapping together coconut shells or wooden building blocks.</p> <p>Begin the Christmas theme with plans for a Nativity play and making a begin making a Nativity scene, and collecting costumes.</p>	<p>The road to Bethlehem 3D</p> <p>Make 2 towns from small box houses to represent Nazareth and another for Bethlehem. Place a cut-out road between and make Joseph, Mary and the donkey on the road. Use peg-dolls for people and a cut-out donkey that stands up.</p> <p>The road to Bethlehem 2D</p> <p>The same as the above, but use collage materials instead: cut-out paper squares and rectangles to form the towns; cut-outs of Joseph, Mary and the donkey.</p> <div data-bbox="1588 906 2029 1091" data-label="Image"> </div> <p><i>See enlargement</i></p> <p>Making plans on paper: set up a drawing table</p> <p>People who build houses have a plan. Someone makes a drawing of where the rooms will be, where the</p>

Practical Application & Prayer The children will need some explanation of what a 'plan' actually is. What is a plan? 'A plan is something you think about that you want to do or make and then you follow it.' God had a plan for the world. That's why He sent Jesus. God has a plan for our lives too.

Tuesday: Journey to Bethlehem:

Luke 2:1-6

In the land of Israel, a law had been made, that people had to go to the place where they were born. This was so that the government could count how many people were in the country. Joseph had to go to Bethlehem, where he was born. Mary, who was carrying the baby Jesus inside her, had to go with Joseph. It was a long way. Nobody had cars back then. Joseph walked and Mary rode on a donkey. The trip would have taken several days. When they arrived in Bethlehem all the places to stay were full. But a kind inn keeper gave them a place to stay in the stable at the back, where the animals were kept.

Wednesday: Memory verse

Thursday-Friday: Act out the story.

... that you will have a happy home

Make a chart: God's plan for me

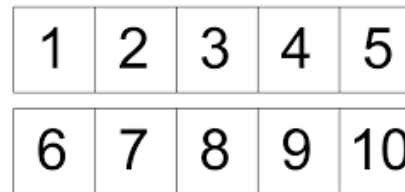
Children can make small drawings of ideas from the list the above, that can be cut out and put on the chart.

4-yr-olds

Number lines

See enlargement.

Children can make their own number line. (Cut out and join the 5 to the 6.)



Play number line dice games.

5-yr-olds

Circle of Sounds activities




Beacon Media Maths cards

doors and windows will be, and how big the different parts will be. The plan looks like "a bird's-eye view". That means, if you were a bird flying above, and the roof was off the house, you could look down into it. *(Have a house plan as an example – draw a simple one)*

Have paper and pencils on the table and ask children to draw their own house plan.

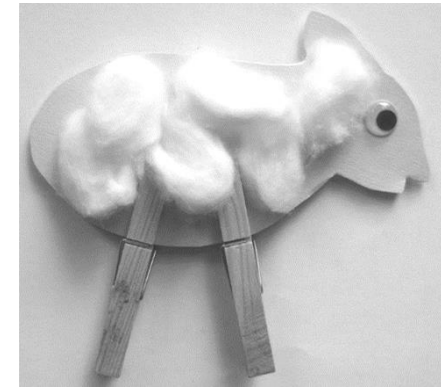


Personal Devotions: God is a planner. Prov.3:19, Is.14:24,27a His plans are for good. Jer.29:11, Ps.40:5 God planned redemption for all people. Eph.1:5,11-12a, 1Pet.1:20

God is Lord and King Week 2: God our Father wants us to follow Jesus.

Bible	Science/Social Studies/Art	Literacy/Numeracy/Music	Creative free choice activities
<p>Jesus is born. Christmas is a time for giving not just receiving present, but to celebrate the birth of Jesus, the greatest gift ever.</p> <p>Memory Verse: For unto us a child is born, unto us a Son is given. Is.9:6</p> <p>Monday: The Birth of Jesus: Luke 2: 6-20 Jesus came to us as a baby, just as God had planned, so that people could come back to God our Father, by asking Jesus to be our friend. Start the story from the angels' announcement to the shepherds of the Good News that Jesus has been born, and then the shepherds <i>hurried</i> to the stable to see Jesus.</p> <p>They knew that the birth of Jesus was God's greatest gift, told about long ago.</p> <p>Tuesday: Memory verse</p> <p>Wednesday: God Our Father gave the most precious thing He had when he chose to send His Son Jesus into our world. He did this out of great love because He knew what people needed. What can we give? Can you think of anyone who would like a special gift from you at Christmas? ... perhaps someone</p>	<p>Topic: Making gifts</p> <p>Practice for the Nativity Play.</p>  	<p>Revision week.</p> <p>4-yr-olds</p> <p>Revise all known sounds. Read previously made Big Books. Revise poems, counting rhymes and finger plays.</p> <p>5-yr-olds</p> <p>Provide bottle cap letters and practice the sounds.</p>	<p>Gifts table</p> <p>Set out a variety of materials that children can use to make gifts for others.</p> <p>Angels, shepherds and sheep</p> 



who is sick or very old. What could you make for them? There are some things we can give that don't cost money. They are not presents to wrap up, but will bring joy and happiness to others. It could be a friendly smile, a loving hug, kind words or giving some special help. These things can all make others feel special and it brings joy to Father God too.

Thurs/Fri: The wise men, Matthew 2:1-12 Escape to Egypt, Mt.2:13-15, 19-23 After the birth of Jesus, Mary and Joseph did not stay living in the stable, but they moved to a house in Bethlehem. When Jesus was about one year old, they had a visit from the Wise Men. Father God led the wise men and protected Jesus from wicked King Herod, who had heard people say how special Jesus was. He was afraid that when Jesus grew up, they would want him to be king instead of King Herod. But God knew about the bad King Herod and gave Joseph a dream, telling him that they must go away from Bethlehem. God protected them, and King Herod could not hurt the baby Jesus.



Personal Devotions: God's Son came into this world as prophesied. Is.9:6, Lk.2:7 In God giving Jesus He demonstrated the ultimate act of love. Jn.3:16, 1Jn.4:14 Responses to Jesus' arrival fulfilling God's plan: Angels Lk.2:13-14, Shepherds Lk.2:20, Simeon Lk.2:28-31, Wise men Mt.2:11

God is Lord and King Week 3: Jesus is God's Son who came to us as a baby, but also a King.


Bible	Science/Social Studies/Music	Literacy/Numeracy/Music	Creative free choice activities
<p>God provided special protection for the Baby Jesus. This was because He was God's Son, and had a very special job to do when He was living on the earth.</p> <p>Memory Verse: The Lord your God is with you wherever you go. Josh.1:9</p> <p>Monday: Revise The flight into Egypt: Mt.2:13-15, 19-23</p> <p>God protected Jesus from King Herod who did not like Jesus. God had told about this in the Bible long before, (Jer.31:15) and God was working to make His plan happen. God gave the wise men instructions to go home a different way, so that Herod could not find them and ask them any more questions. As they obeyed, God was protecting His Son.</p> <p>Joseph was told in a dream by an angel to take his family into Egypt, (the desert). God led Joseph away from danger. God was with them wherever they travelled. After they had been in the desert for a while, God told them to go back to Nazareth, the home town of Joseph</p>	<p>Topic: What is a king?</p> <p>A king is someone who helps to make rules for a country or group of countries. They help to work out ways to keep the country going properly if there are problems. If the ruler is a lady, she is a queen. Some countries, like Tonga, have their own king.</p> <p>Jesus came as a baby, but He also came as a King. He would not be king of one country, but king of people's hearts and lives. What does it mean to make Jesus the King of your life?</p> <p>Songs:</p> <p>Songs to praise Jesus, the King of kings and Lord of lords.</p>	<p>Revision and games week.</p> <p>Read past Big Books.</p> <p>Revise past poems.</p> <p>Play dice games.</p> <p>Bottle cap letters.</p> <p>Free play with cut-out shapes</p>	<p>Dressing up in Nativity costumes</p> <p>Making cards and gifts for other</p> <p>Continue Christmas activities.</p> <p>Baby Jesus painted on smooth stones:</p>  <p>Nativity scene</p>  <p><i>See enlargement.</i></p>

<p>and Mary, and that is where the boy Jesus grew up.</p> <p>Tuesday – Thursday: Songs, and practice the Nativity play</p> <p>Friday: Perform the nativity play.</p>			
--	--	--	--

Personal Devotions: Make a study of Jesus Kingship: Is 9:6; Ps 45:6; Luke 23:3 Gal 4:4-7; Rev 11:15

God is our Saviour Wk 1 (Easter) Jesus showed the greatest love, by choosing to die for us.

Bible	Science/Social Studies/Art	Literacy/Numeracy/Music	Creative free choice activities
<p>Jesus chose to die for us. It was part of God’s loving plan, so that we could have our sins forgiven.</p> <p>Memory Verse: God loved the world so much that He sent Jesus, His only son. John 3:16</p> <p>Monday: Read the story, “How Jesus came to live on Earth” at the end of the next page.</p> <p>Tuesday: Use a children’s Bible to gradually work through the events in the Easter story. Begin with the Triumphal entry, when Jesus rides into Jerusalem. John 12</p> <p>Wednesday: The Last Supper, when Jesus told His disciples that He was going to die, and that one of the disciples would do something bad. (John 13)</p> <p>Thursday: Memory verse, John 3:16</p> <p>Friday: Jesus praying in the garden. Discuss what it means to love: choosing the best for someone else. Let the children think of ways they can show love- speaking, “I love you”, helping, being kind, obeying, giving a hug, giving a card or gift. Give practical opportunities to practise showing love to others, e.g.</p>	<p>Topic: The world</p> <p>What is the world?” “What does it look like from out in space” “What is <i>in</i> the world?”</p> <p>There are many countries. Do you know the names of any? You have to go on a boat or aeroplane to get there. The world is also called “the earth”.</p> <p>Show a globe so that they can see that the earth is a like a ball. In some countries it is very different to our country. Some places are very hot and some are very cold. Some have seasons: summer when it is hot and winter when it is cold.</p> <p>Activity</p> <p>Make a large circle from paper, representing the world. You can draw some countries on it: e.g. Fiji, Australia, New Zealand, Papua New Guinea. The children can paint inside it – blue for sea and green for land. Place Scripture verse underneath: John 3:16</p>	<p>4 & 5 yr-olds:</p> <p>Stories from around the world</p> <p>Hopscotch</p> <p>Throw a small stone into the first square. (If it lands on a line, or outside the square, you lose your turn.)</p> <p>Hop on one foot into the first empty square. At the pairs (4-5 and 7-8), jump with both feet.</p> <p>Skip over the square that your stone is on.</p> <p>At 10, hop with both feet, turn around, and head back toward the start.</p> <p>When you reach the square where your stone is again, pick it up—still on one foot! —and complete the course.</p> <p>If you finished without any mistakes, pass the stone to the next player. On your next turn, throw the stone into the second square; (third turn – third square etc.)</p> <p>If you fall, jump outside the lines, or miss a square or the marker, you lose your turn and must repeat the same number on your next turn.</p> <p>Whoever reaches 10 first, wins.</p>	<p>Flags of the world</p> <p>Set out on a table, pictures of various flags of the world. Provide paper and coloured drawing media for children to copy their own flag/s</p> <p>Make a flag</p> <p>As for the above activity, but children can make up their own design for a flag.</p> <p>Hopscotch: Draw with chalk on concrete or draw it on an old sheet.</p> <div data-bbox="1653 853 1827 1238" data-label="Image"> </div>

<p>making a card or gift for someone, or giving a gift to someone. Jesus dies on the cross (John chapters 17-19)</p>		<p><i>See diagram next column to the right.</i></p> <p>5-yr-olds: Beacon Media Maths cards</p>	
--	--	---	--



Personal Devotions: Jesus demonstrated the greatest love by laying down His life. Jn.15:13, Rom.5:7-8 It cost Him intense pain and suffering. Mt.26:37-39, 27:46 It was for a great purpose. Is.53:12, Lk.33-34, Col.1:13-14, 2:13-15, Gal.4:4-7 There is a response we should be making. Phil.2:9-10, 1Pet.1:3, 6, We are called to show sacrificial love to others. Phil.2:3-5, 1Jn.3:16, 4:11

How Jesus came to live on the earth

Father God made a wonderful place called heaven for people and angels and Himself. But all the people in the whole world made wrong choices except Jesus. So Father God was sorry that no people could come to heaven because there can be no wrong choices in heaven. BUT Jesus said, “Let me go down to earth and I will make it so people can come to heaven- I will take the punishment for all those wrong choices!”

This is how it happened: Long, long ago God the Father asked Jesus His Son to help Him make a beautiful world. And Jesus said, “Yes I will.” So, they made our beautiful world and people to live in it. But the people God made did not always obey Him, so God the Father asked Jesus, “Will You go to the world we made and be born there as a baby?” And Jesus said, “Yes I will.” Father God asked Him, “Will You grow up there and become a man?” Jesus said, “Yes I will.” God asked, “Will You show the people how to love me and obey me?” Jesus said, “Yes I will.” God asked, “Will You touch the people and heal them and feed them?” Jesus said, “Yes I will.” God asked, “Will You live on earth without ever making one wrong choice, without hurting people and hating people?” Jesus said, “Yes I will.” God asked, “Will you forgive all the people who don’t like You and don’t think You are my Son?” Jesus said, “Yes I will.” Then God asked a very serious question, “My Son, Will You be willing to go to the cross and die for the wrong choices of all the people in the world? This will hurt very much.” Jesus said, “Yes, I will.” And this is what Jesus did for us. Then Jesus asked God His Father, “Will You raise me from the dead to live with You forever?” And His Father answered, “Yes I will.”

God is our Saviour wk 2 (Easter) Jesus died and came alive again!

Bible	Science/Social Studies/Art/Music	Literacy/Numeracy	Creative free choice activities
<p>Jesus died for us, but came alive again. He is alive to today. Mt. chapters 27 & 28</p> <p>Memory Verse: I am the living one! I was dead, but now I am alive forever and ever. Rev. 1:18</p> <p>Monday: Jesus death and resurrection. (Use a children’s Bible.)</p> <p>Tuesday: Memory verse Rev 1:18, and retell Matthew 28:1-10, Jesus appears to Mary</p> <p>Wednesday: Luke 13-35 appearance on road to Emmaus</p> <p>Thursday: John 20:26-29 Jesus appears to Thomas</p> <p>Friday: John 21:1-14 appearance to disciples on the beach and performs the miracle of the great catch. Discuss with the children various aspects of Jesus being alive in our lives too! Use personal stories.</p> <p>Jesus is alive and is with us today. Jesus helps us in our lives today. This is how we know that Jesus is alive today:</p> <p>Jesus is with us when we are in danger or in trouble.</p> <p>Jesus provides the things we need.</p>	<p>Topic: music and celebration</p> <p>Children can make flags to wave, or streamers of different colours to wave when dancing.</p> <p>Focus on learning the names of colours.</p>  <p>Make a list of songs you will use this week.</p>	<p>4-yr-olds</p> <p>Fingerplay:</p> <p>This is the tomb where Jesus lay (<i>hands clasped—thumbs together</i>)</p> <p>This is the stone God rolled away (<i>thumbs open</i>)</p> <p>This is the lovely angel that said, (<i>thumbs crossed like a butterfly</i>)</p> <p>“Jesus is risen from the dead!” (<i>point to up</i>)</p> <p>This is my heart that loves the Lord (<i>hands on heart</i>)</p> <p>These are my eyes that read God’s word (<i>point to eyes; palms make a book</i>)</p> <p>These are my hands I fold to pray (<i>praying hands</i>)</p> <p>I am so GLAD Jesus lives today (<i>clap on ‘glad’</i>)</p> <p>Matching: colours and shapes</p> <p>Egg carton counting: ask children to place counters one by one in the cps of the egg carton, (one-to-one correspondence). Then count.</p> <p>Counting rhymes</p>	<p>Write the words “Jesus is alive” on cards as a free choice activity. Place coloured markers and collage materials on the table for children to decorate a card.</p> <p>Movement activity to music: Pull on stretchy fabric.</p> 


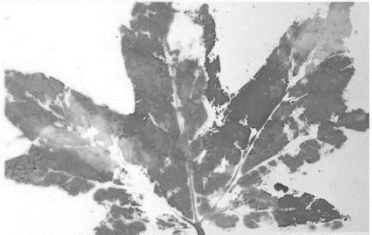

<p>Jesus is helps us when we are sick or sad.</p> <p><i>Read the testimony below or share a testimony of your own.</i></p>		<p>5-yr-olds</p> <p>Sounds: Listening for the end sound, e.g. what sound can you hear at the end of cat? New sound this week: <i>(Bible Phonics)</i></p> <p>Reading of Big books previously made.</p> <p>Number line: counting backwards from 10.</p>	<p>Recipe for Hot Cross Buns</p> <p><i>Ingredients:</i></p> <p>1 ½ cups self-raising flour 1 teaspoon of baking powder 2 teaspoons of spice (Mix all together in a bowl.) ¼ cup of sugar 1 dessertspoon of butter ½ cup of mashed potato ⅓ cup of milk 1 egg</p> <p><i>Method:</i></p> <p>Add potato, butter, milk and egg to the dry ingredients. MIX. Place in teaspoonfuls on a greased tray. Add crosses. Bake in a moderate oven (180°C) for 25 min. <i>Crosses:</i> a little cocoa, self-raising flour. Use a little milk to make a dough.</p>
---	--	--	---


Personal Devotions: God raised Jesus to life, and we have hope. Acts 2:24, 3:15a, 1Pet.1:3-4 Jesus' appearances to (Mary) Jn.20:14-16, those on road to Emmaus Lk.24;13-15, 30-31, (disciples) Jn.21:1, 14 and many others 1Cor 15:5-8 His resurrection affects us now. Rom. 6:4,8,11, Because He is alive, we can experience Him in our lives: communicating Lk.24:32, providing Jn. 21:5-6, being with us Mt.28:20, bringing peace in turmoil Jn.20:19

God helps a boy in trouble – a true story

Ben was 8 years old. His family didn't have much money - only had just enough money for food. It was Ben's job each Saturday to go to the shop and buy food. His Mum gave him the shopping list and some money, and warned him not to buy anything else except what was on the list. Ben picked the things he needed, but when he came to pay, he reached into his jacket pocket and could not find the money. He searched every pocket. Then he took off his socks and shoes, thinking he might have put the money there. He looked under his cap and every place he could think of, but could not find the money. All he could do now was to leave the food at the shop, and go home and tell his mother what had happened. His mother was very angry and upset. She searched every pocket several times but could not find the money. Now the family would not have much to eat for the next week. Ben went outside and cried. But while he was crying, he heard a kind voice say, "Ben, look in your jacket pocket." Why should he do this? He and his mother had already searched the pockets. But Ben obeyed the voice. He looked in his jacket pocket and there was the money! *(from When Angels Appear by Hope MacDonald, 1982)*

God is our Saviour wk 3: (Easter) Jesus is now with His Father, but also with us.

Bible	Science/Social Studies/Art	Literacy/Numeracy/Music	Creative free choice activities
<p>Jesus ascended to Heaven. He is now with Father God, praying for us. Matthew 28 & Acts 1</p> <p>Memory Verse: Jesus said, "I am always with you." Matthew 28:20</p> <p>Monday: The ascension of Jesus: Luke 24:50-53, Acts 1:1-11 Use the story below or a children's Bible.</p> <p>Tuesday: Revise the story and learn the memory verse: Mat 28:20</p> <p>Wednesday: Because Jesus lived on earth, He knows what it's like to be a person and He understands our needs. He has gone back to Heaven, but He has sent the Holy Spirit to be with us. When Jesus was on earth, He had a body like you and me. The Holy Spirit who is in the world now is invisible. The Holy Spirit, like Jesus, is also God and He is with us now. How can Jesus still help people today?</p> <p>Thursday: What is prayer, and how do we pray? Prayer is talking to God. We can ask Him for the things we need, but let's not forget to thank Him for the things we have, and thank Him when He answers our prayers. Pair up children to pray with and for each other.</p>	<p>Topic: Making gifts</p> <p>Ask the children to think about who they could make a gift for? Perhaps a person who is sick or sad, or a person that you love. What could we make? Get suggestions from the children.</p> <p>Ascension picture example:</p> 	<p>4-yr-olds</p> <p>Revise Easter finger play from last week.</p> <p>Revise initial sounds, (through listening only, not yet with alphabet symbols)</p> <p>Play listening games.</p> <p>Puzzles and books</p> <p>Revise counting to 10, and counting objects to 10.</p> <p>Revise number symbols 1-5</p> <p>5-yr-olds</p> <p>Revise counting to 20.</p> <p>Revise counting backwards from 10.</p> <p>Count out numbers of objects.</p> <p>Revise number symbols 1 – 10.</p> <p>Revise all sounds covered until now, matching pictures with letters.</p> <p>Read Big Books made so far.</p>	<p>Have a number of tables with various materials, ready for the children to make the gifts they have already thought of.</p> <p>Apart from making cards, drawings, paintings and collages for others, try some of these examples:</p> <p>Leaf prints</p>  <p>Planting</p> 

		<p>Poem: Jesus said to his friends one day, "even though I am going away, I will come back, and until then, My Holy Spirit I will send Now tell my story everywhere." Then Jesus went up, up, up, into the air!</p> <p>Beacon Media Maths card</p>	<p>Painted stones</p> 
--	--	---	---

Personal Devotions: Jesus is now praying to the Father on our behalf. Heb.4:14-16, Heb.7:24-27, Heb.9:24, We can enter into intimate relationship with the Father because of Jesus. Heb.10:21-22 Jesus, our High Priest is working for us not against us. Rom.8:31, 32, 34 Jesus invites us to pray in His name. Jn.16:23-24, 26-27, Mt.18:19-20

The Ascension of Jesus

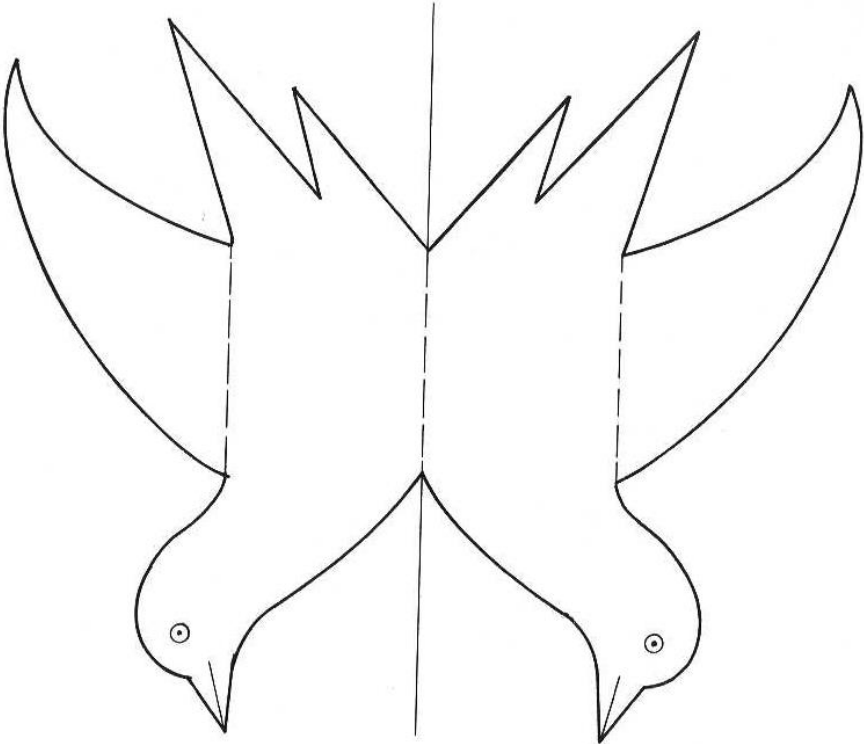
After Jesus came alive again, He spent 40 days with his friends, the disciples, telling them what would happen. He told them that the Holy Spirit would come and help them to tell people all over the world about Jesus. But now it was time for Jesus to go back to His Father in Heaven. Jesus and the disciples walked to the top of a hill. Jesus told them that even though He was going away, He would be with them always.

Jesus blessed his disciples. Then as they look at him Jesus became surrounded by bright light. A cloud came down and He was taken into the sky, and he disappeared.


Two angels appeared, dressed in white. They and told the disciples that Jesus was in Heaven, but that one day Jesus would come back in the same way that He went up to Heaven. It was God's plan that Jesus should go back to Heaven, but Jesus is still with us, because He is God, and God is everywhere, helping us. Jesus is also getting Heaven ready for us to go there one day.

Enlarged templates

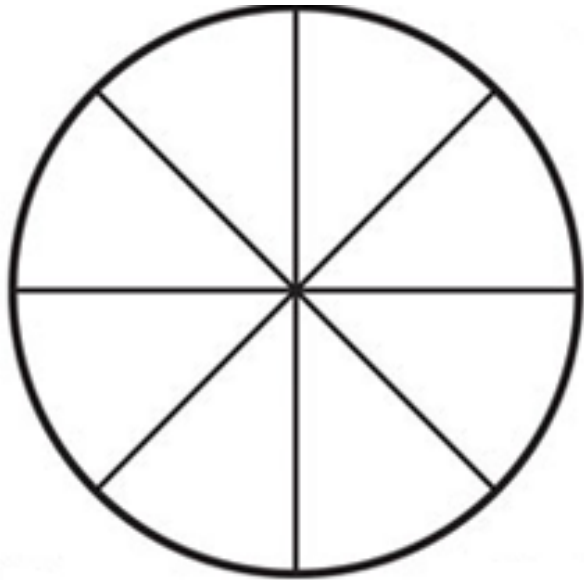
God is Love Week 4




God is Love Week 5




God is Pure Week 3




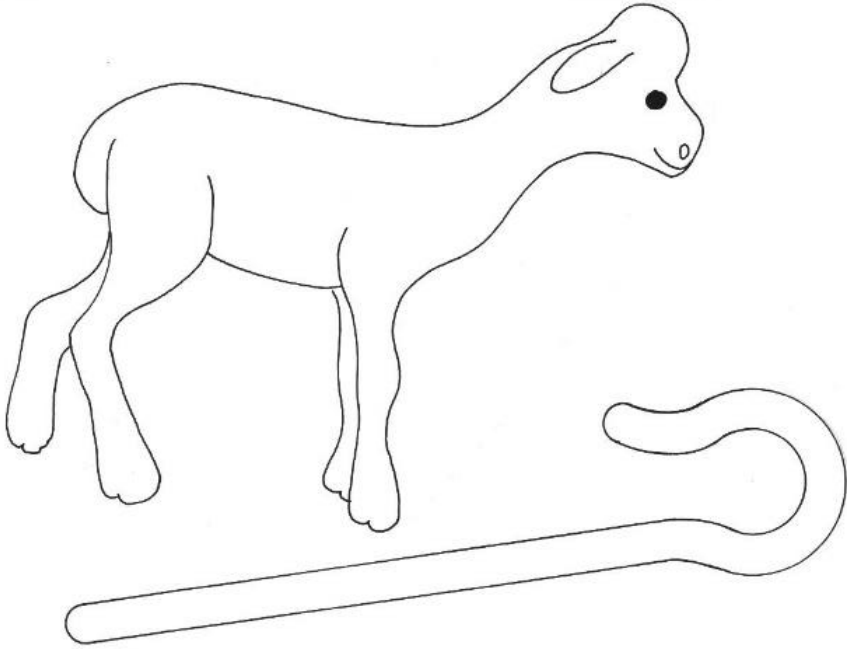
God is Pure Week 4




God is Creator Week 4





God is Wise Week 3




God is a Servant Week 4





God is Protector Week 3



God is Truth Week 2



God is Lord & King Week 1



God is Lord & King

