



Christian Education

Year 2 (age 7 -8)

Contents:

Theme	Week	Page
God is Love (5 wks)	1	2
	2	5
	3	7
	4	9
	5	11
God is Provider (5 wks)	1	13
	2	15
	3	17
	4	19
	5	21
God is our Saviour (3 wks)	1	23
	2	26
	3	28
God is Pure & Holy (4 wks)	1	30
	2	33
	3	35
	4	38
God is Creator (5 wks)	1	40
	2	42
	3	43
	4	47
	5	48
God is Wise (4 wks)	1	50
	2	54
	3	56
	4	58
God is a Servant (4 wks)	1	59
	2	63
	3	66
	4	68
God is Protector (3 wks)	1	71
	2	74
	3	76
God is Truth (3 wks)	1	78
	2	82
	3	84
God is Lord & King (3 wks)	1	86
	2	90
	3	93

www.beaconmedia.com.au

Year 2

God is Love 5 Weeks



Outcomes

At the completion of this module students will:

- Recognize the importance of having friends, and being a friend, through good and bad times
- Know the definition of friendliness
- Know how to welcome newcomers
- Understand that we help our friends
- Understand that if friends have disagreements, they can forgive one another and restore the friendship
- Know that we can have a relationship with God by asking Jesus to be our friend

Related classroom topics for Social Studies:

Friendship; Making friends with people of different cultures and traditions; Good manners; Making friends with people of all ages

Link between “God is Love” and classroom topics:

As we come to know God, we know that He loves us. We can share His love with others through friendship.

Values

Compassion; Cultural understanding; Sense of family and community; kindness, forgiveness

God is Love

Week 1

Jesus is a special friend of children

Bible references

Mark 10:13-16 Jesus, a special friend of children.

Joshua 1:5; Hebrews 13:5 I will never leave you.

John 15:12-14 Love one another; You are my friends if you do what I command.

Luke 18:17 Whoever does not receive the kingdom of heaven as a little child will not enter it.

Introduction

Discuss 'best friends':

What things do you do together?

What things do you like about your best friend?

Jesus wants to be our best friend too. He especially wants to be friends with children.

Bible Lesson: Jesus said "Let the children come."

The children were happy. Jesus had come to their town. They wanted to see Jesus.

"Hurry, Mum," said the children. "We want to see Jesus. Please take us to see Him."

The Mums took their children to see Jesus. There was a big crowd.

The children wanted to go to the front of the crowd.

"Get back! Get back!" said the friends of Jesus. "There are grown ups here who want to be at the front!"

"No!" said Jesus. "I want the children here. Bring them to me."

The Mums brought the children to Jesus.

Jesus sat the children on His knee.

"I love children," He said. "Children are very special. If grown ups want to be my friends, then they must be like these children."

Children can love Jesus with a special love. Jesus wants you to love Him. He loves you with a special love too.

Discussion

How do we know that Jesus is a person?

What kind of person is He?

What does it mean to trust a friend?

Which friend can we trust the most?


How do we ask Jesus to be our friend?

Activity 1

Make a card for Jesus. Think of something you would like to tell Jesus. Write it on the card. Decorate the card and place it in a special place at home, where you can see it every day.

Activity 2

Finish the following drawing. (The teacher could draw this on to a large sheet of paper and the children can copy it, then fill in the details of Jesus and the children.)



God is Love

Week 2

Jesus showed his friends that He loved them.

Bible references

Luke 10:38-42 Mary and Martha

John 11 Jesus helped His friends, Mary and Martha and Lazarus.

Proverbs 18:24 Jesus is a friend who is closer than a brother.

Discussion

How can you be a good friend to someone?

Friends are not ALWAYS good to one another. Sometimes friends can make each other sad. However, there is one friend who is ALWAYS a good friend. That is Jesus.

Here is a true story which shows how much Jesus loves and cares about His friends.

Bible Lesson: Special help for special friends

Jesus had three good friends called Mary, Martha and Lazarus. Mary and Martha were sisters and Lazarus was their brother. They did not follow Jesus everywhere as the twelve disciples did. They lived in a house in Bethany, and Jesus would often visit them.

When Jesus came to visit, one of the sisters, Martha loved to cook for him and get the house tidy. The other sister, Mary, would love to sit and listen to Jesus teach about God. One day Jesus had to say to Martha, that although everything she was doing was good, he actually would rather that she spent less time on the preparations and to come and sit down with Mary. That's what good friends do: they spend time together.

One day, while Jesus was away on a trip, Lazarus became very sick. Mary and Martha wished that Jesus was there to help Lazarus. They believed that Jesus could heal their brother, so they sent a message to Jesus. The message said, "Jesus, please come and help us. Lazarus is sick."

Jesus did not come straight away. He planned to heal Lazarus in a special way. Lazarus became worse, and died. Mary and Martha were very sad. 'If only Jesus could have got here sooner,' they thought.

The body of Lazarus was wrapped in white bandages and buried in a cave called a tomb. After a few days Jesus and his disciples arrived. Mary and Martha were crying. Jesus knew how sad they felt. He cried with them.

"If only you could have been here sooner," they said to Jesus, "Lazarus would not have died." Mary and Martha knew that Jesus had power to heal people. They had seen Him heal people before. However, they did not know that Jesus could do another special miracle.

"Don't worry," said Jesus. "Lazarus will live again."

Jesus went to the place where Lazarus was buried. It was a cave with a big stone in front of the entrance.

"Roll away the stone," said Jesus.

Jesus prayed to His Heavenly Father, and then said, "Lazarus, come out!"

Lazarus came out of the grave wrapped from head to foot in white bandages. Quickly they took off the bandages. Lazarus was alive again!



Discussion

Jesus loved his three friends very much. He felt sad when Mary and Martha were sad. He wanted to help them in a special way. Jesus knows when we are sad too, and wants to help us.

A good friend feels sad when you are sad, and wants to help. What else does a good friend do?

Ask the children for their ideas and write their ideas on a big sheet of paper for all to see.

EXAMPLE:

What is a friend?

A friend is...

- someone to have fun with
- someone you can share with
- someone you spend time with

God is Love

Week 3

Making friends and keeping friends

Bible references

Proverbs 17:17 A friend loves at all times.

Hebrews 13:2 Remember to welcome strangers in your homes. There were some who did that and welcomed angels without knowing it.

Introduction

Story: Newcomer

“Come on everyone,” said Mum. “Hurry up and get ready or we’ll be late for church.”

“OK Mum,” called back Miriam and John.

The family arrived at church.

“Hey look John,” said Miriam. “I haven’t seen that girl before. I wonder if she’ll be in my Sunday school class. Look at her clothes. She’s not exactly dressed in her best clothes like we are.”

“You girls worry too much about your clothes,” said John. “It doesn’t matter if she’s not all dressed up. Maybe she hasn’t got any best clothes.”

“You’re right John. Come on, let’s go over and say hello to her.”

The two children went over to the new girl.

“Hi, I’m Miriam”. “It’s good to have you along today. What’s your name?”

“Naomi,” said the newcomer.

“Hi Naomi. When it’s time for the Sunday school class, just come with me and I’ll show you where to go. I hope you can be in my class. I’ll introduce you to my friends,” said Miriam.

“Thanks Miriam. That will be really great.”

Discussion

What did Miriam think about the new girl at the start?

Why do you think she changed the way she was thinking?

How did Miriam show friendliness to the new girl?

Was the new girl happy about this?

Who has been a newcomer?

How does it feel to be a newcomer?

How could you show friendliness to a newcomer to our school?

What is friendliness?

- Friendliness keeps you and others from feeling lonely or left out.
- It helps people feel that they belong.

How do we show friendliness?

- Be kind to people
- Don't be afraid to make new people feel welcome. Tell them about yourself.
- Look at people when you are talking to them and smile.

What is a true friend?

Someone who:

- Looks out for their friend
- Doesn't do mean things to their friend
- Does not say mean things about their friend
- Shares with their friend
- Forgives their friend if there is a disagreement

Act it out:

Ask the children to use actions or faces to show how they would feel if:

- Your friend wins a prize for a race (happy; excited)
- A relative of your friend dies or is very sick (sad)
- Your friend gets hurt while playing (bend over to help)

Bible lesson: A friend loves at all times

Proverbs 17:17

What does this Bible verse mean? When might it be hard to love a friend?

Activity

Write this motto in large colourful lettering and decorate it:

"A friend loves at all times". Proverbs 17:17

God is Love

Week 4

Friends help each other

Bible references:

1 Samuel 18:1-4; 1 Samuel 19:1-7; 1 Samuel 20:1-42 The story of the friendship between David and Jonathan

Bible Lesson: Jonathan's arrows

Do you remember the story of David the shepherd boy? He killed Goliath the giant. Everyone in Israel loved David. He was very famous.

David lived at the palace of King Saul. He played music on his little harp to make the king happy. But King Saul became very jealous of David. He was not happy that David was more popular with the people than he was. Several times he tried to kill David, but God protected him.

King Saul had a son named Jonathan. Jonathan and David were about the same age and were best friends.

One day King Saul became very angry with David. David had to run away and hide. He told Jonathan that he was running away.

"Don't worry," said Jonathan, "I will make a plan to help you."

Jonathan made a plan. He was very good at shooting arrows, so he decided that he would use his arrows as a sign to show David when it was safe to come back to the palace.

Jonathan said to David, "You hide in the field. In three days I will come to the field with a little servant boy. I will shoot some arrows from my bow and tell the servant boy to go and get them. If I shoot the arrows this side of you, then you will know that my father is no longer angry and it is safe to come back to the palace. But if I shoot the arrows on the other side of you, then you will know it is not safe to come back".

After three days Jonathan and the servant boy went to the field where David was hiding. He shot the arrows far beyond David and sent the boy to get them. What did this mean? It meant that King David was still angry and it was not safe to come back.

David came out of his hiding place for a little while to talk to Jonathan. They had to say good-bye to each other. David had to leave the palace and continue hiding from King Saul. But the two friends promised that they would always be best friends.

When King Saul died, David became king of Israel.

Discussion:

Question: How do you think David and Jonathan became good friends?

Answer: Possibly Jonathan made David feel welcome when he first came to live in the palace. Everything would have been so different for David, after being a shepherd boy.

Question: What things did Jonathan share with David?

Answer: David, being a shepherd boy, was very poor, whereas Jonathan, the son of a king, was very rich. 1 Samuel 18:4 tells us that Jonathan took off the robe he was wearing and gave it to David, along with his tunic, and even his sword, his bow and his belt.

Activity 1

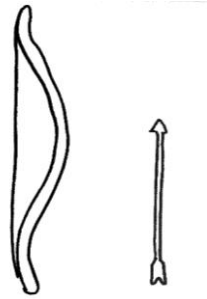
Talk to the person next to you:

What things have you shared with a friend?

Tell the person next to you about a time when you helped your friend.

Activity 2

Draw a picture of Jonathan with his bow and arrow.



God is Love

Week 5

God wants to be friends with us.

Bible references:

John 15:13-15 Greater love has no one than this: to lay down one's life for one's friends. You are my friends if you do what I command. I no longer call you servants, because a servant does not know his master's business. Instead, I have called you friends, for everything that I learned from my Father I have made known to you.

John 4:1-26 The woman at the well

Bible Lesson 1: Twelve special friends

Jesus had twelve special friends. They traveled everywhere with Jesus. They saw him do miracles and heard him teach people about God. They didn't imagine that Jesus would ever leave them.

But one day Jesus called his friends together and told them this:

I have to go away. You are my friends, and I am going to give my life for you my friends. (Jesus was talking about the time when he would die on the cross, although the friends did not understand this just yet.)

Jesus said, "If you want to be my friends, then you must do what I have told you to do."

Jesus has told us what to do in the Bible. To be his friends then we must believe in him and follow him. Jesus wants to be a friend of everyone.

Discussion

Does Jesus want to be friends with everyone in the whole world?

Does Jesus want to be friends with people from all countries?

(Yes, God wants everyone to be his friend.)

Bible Lesson 2: The woman at the well

Here is a story from the Bible that shows us that Jesus showed love and kindness to people from all countries.

Jesus and his helpers were on a long journey. They were on their way home through another country. Soon Jesus came to a place with a well. A well is a place where people got water in Bible times. They didn't have taps in their houses back then. They had to carry a jar to the well, fill it up and take it back home.

Jesus' friends went to buy food in the town while Jesus sat by the well. Soon a woman came to the well to get water.

Jesus asked her, "Please, will you give me a drink of water?"
The lady was surprised.

"Why are you asking me for a drink?" she said. "Usually, people from your country do not speak to people from my country!"

Jesus said to her, "If you knew who I was, you would be asking me for a drink. The water I have to give is living water that comes from God."

Jesus was talking about the Holy Spirit.

The woman was surprised, but Jesus went on to explain that he had come to the world to show people how they could be forgiven for the wrong things they have done, and he told the woman about many wrong things she had done, even though he had never met her before.

The woman was amazed. She knew that Jesus was the Son of God. She wanted to have the living water that Jesus could give her. She was so excited that she left her water jar and ran off to tell the other women.

To be God's friend, then we have to ask Jesus to be the leader in our life. Like the woman at the well, we have to be willing to ask God for the Living Water. Having the Living Water is having Jesus in our life. Everyone can have it, but we first have to ask Jesus to forgive us for the wrong things we have done, just like the woman at the well.




Activity

Make a poster and decorate the letters: Jesus is a friend

Year 2

God is Provider

5 Weeks



Outcomes

At the completion of this module students will:

- Appreciate the goodness of God in providing for our needs
- Recognize the importance of giving thanks to God for his provision
- Be responsible in using God's provision wisely
- Understand that God has provided enough food for the whole world and it is therefore our responsibility to share with others who don't have enough

Related classroom topics for Science, Social Studies and Health:

Plants: requirements for growth; Plant foods for health

Link between "God is Provider" and classroom topics:

God provides for all of His creation. He provides plant food for us to eat.

Values:

Faith; care for the environment; peace; generosity; thankfulness

God is Provider

Week 1

God is good to us

Bible references

Psalm 103:5 He fills my life with good things. (GNB)

Psalm 50:10 He owns the cattle on a thousand hills.

1 Kings 17 Miraculous provision for the widow when Elijah prays

Introduction

Think of some of the good things God provides for us.

God wants to give us good things. Can you imagine a Mum or Dad who never ran out of money? God, our Heavenly Father, owns everything. He never runs out of good things to give us. We can ask Him to provide the things we need.

Bible Lesson: God provides oil for Elijah and the widow

Elijah was a prophet of God. That meant that he listened to God's voice and he told the people what God was saying.

There had been no rain for a long time. The brook dried up. God said, "Elijah, I want you to go to the town."

Elijah did what God said and went to the town.

There he saw a woman. She was picking up sticks.

Elijah said to her, "Please get me some water to drink. And could you please give me a piece of bread to eat?"

The woman looked unhappy "I'm sorry," she said sadly, "I have no bread. I have a little flour in a jar and a little oil in a jug. That is all I have. I think my son and I will die. We have no more food."

"Do not be afraid," said Elijah. "Make a little bread for me. Then make bread for yourself and your son. God has told me that your jar of flour will not be finished and your jug of oil will not be empty, until the day when God sends rain.

That is what happened. The jar of flour was never empty; the jug always had enough oil to make bread for each day. This was so for one whole year. God kept His promise to care for Elijah, the woman and her son until at last the rain fell and the grass was green again.

Art/Craft

Make items of imitation food from flour/salt dough. Bake in moderate oven 4-5 minutes. Paint them.

Recipe for flour/salt dough

1 cup plain flour; 1/2 cup salt; approximately 1/3 cup water

God is Provider

Week 2

God keeps on giving.

Bible references:

2 Kings 2 & 3 Elijah goes to heaven and the blessing is passed to Elisha

2 Kings 4 Miraculous provision for another widow when Elisha prays

Bible Lesson: Elisha helps a widow

Elijah was now an old man. God gave Elijah a helper named Elisha. Elisha went everywhere with Elijah and gave God's message to the people of Israel. But now it was time for Elijah to go to heaven.

Elijah said to Elisha, "You stay here. I have to go across the River Jordan."

But Elisha would not stay. He wanted to go with Elijah. At the edge of the river, Elijah took his robe and hit the water with it. At once the water went apart. Elijah and Elisha crossed the river together on dry ground.

When they reached the other side, Elijah said to Elisha, "I'm going to leave you now."

Elisha asked Elijah, "I want to be a good prophet like you. Please let your spirit rest on me."

Suddenly the two men saw a fiery chariot drawn by fiery horses. A strong wind began to blow. The chariot came down between the two men. It picked up Elijah. Elijah went up by a whirlwind into heaven.

Elijah's robe had fallen off. Elisha picked it up. Elisha went back to the Jordan River. He stood at the river's edge. He hit the water with the robe just as Elijah had done. The dry path came again and Elisha crossed over to the other side.

Now Elisha listened to God and gave the people God's word, just as Elijah had done.

One day a widow came to him. The widow said to Elisha, "Please help me. My husband has died. He owed a man some money and now the man has come to ask for his money. I have nothing to pay him. He wants to take my children to work for him.

Elisha said to the woman, "Tell me, what do you have in your house?"

"I do not have anything at all except one jar of cooking oil," said the widow. The women in those days used this oil with flour to make bread.

Then Elisha said, "Go home and borrow as many empty oil jars as you can from your neighbours. Then take your jar of oil and pour the oil out into all the empty jars."

The woman collected lots of jars and set them out on the table. She did exactly as Elisha had said. She took her jar of oil and began to pour her oil into the empty jars. God gave her more and more oil until all the jars were filled.

The woman went back to Elisha and told him what had happened. Elisha said, "Go and sell the oil and pay the man who you owe money to. Then you and your children can use the rest of the money to buy food for yourselves.

There was enough money left for herself and her two boys to live on for a long time.

Activity

Elisha told the widow to borrow lots of jars so she can pour oil into them. Make a picture showing all the different jars she collected.



God is Provider

Week 3

God looks after families.

Bible references

Genesis 37-46 God provided food for Joseph and his family.

Psalms 104:24-28 God provides food for His creation.

Matthew 6:25-34 Do not worry about food and clothes.

Psalms 23:1 The Lord is my Shepherd. I have everything I need. (GNB)

Introduction

Look at different grains, e.g. wheat, rice, barley.

Discuss the different uses of these grains.

Game

You will need two or three pairs of tweezers, some cups and some grain. Give each child a pair of tweezers and a cup. Place a bowl of grain in the centre. Someone says 'Go' and counts to 20. Players must pick up one grain at a time with their tweezers and place the grains in the cup. The player with the most grains in their cup on the count of 20 is the winner.

Bible Lesson: Joseph

This is a very long story, so we will tell it in two parts.

Part 1

This is the story about a young man named Joseph. His father's name is Jacob, and they lived in Canaan in the land of Israel.

Joseph had eleven brothers; and only had one brother younger than him.

Because Joseph was one of the youngest sons, his father spent more time with him, and he became very special to him. So Jacob had a special robe made for Joseph. It was very beautiful and had every colour you could imagine in it.

All of Joseph's older brothers saw this and they got very jealous. The word jealous means that Joseph's brothers disliked him because they thought his father liked him more, and because he got the special coat. They got so jealous they couldn't even say a kind word to him.

One day Joseph had a dream, and he went to tell his brothers. He said, "Guess what? Last night I had a strange dream. We were tying up bunches of grain out in the field when suddenly my bunch stood up, while all of yours gathered around and bowed to me. Then I had another dream that the sun, moon, and eleven stars bowed down to me."

"Who do you think you are?" The brothers said. "Do you think that you are better than all of us? Do you think that we would ever bow down to you?" This made the brothers dislike Joseph even more.

When he told his father about his dreams he said, "Those are strange dreams." But he thought carefully about what Joseph had told him.

A few days later Joseph's father asked him to check on his brothers. They were in the fields quite a distance away. So Joseph went to find them.

When the brothers saw Joseph in the distance, they made a plan to kill him. But when Reuben, Joseph's oldest brother heard this he said, "Let's not kill him. Instead we can just throw him in a well out here in the field." He said this because he was secretly planning to come back and rescue Joseph when the other brothers had left.

So when Joseph came to them, they took off his beautiful robe and they threw him in an empty well. A little while later some men on camels came along. They were taking things to sell in Egypt. One of the brothers spoke up, "Why don't we sell him to these people, this way we never have to see him again, and we don't have to kill him."

The other brothers liked this idea, so they sold him as a slave to the people who were going to Egypt.

Unfortunately, Reuben had been working and hadn't seen what happened. When he returned to the well he noticed that Joseph was gone. He had been sold to an important man named Potiphar, an assistant to the Pharaoh of Egypt.

The rest of the brothers took Joseph's beautiful robe and dipped it in animal blood and took it back to their father. When the father saw this he cried, "Some animal has killed my son." And he cried for many days, so much that nobody could comfort him.

But God had a plan for this family. God was going to turn this bad thing into something good. He was going to use Joseph to provide for his family several years from now. Jacob would have to wait a long time to see his son again. But God was at work, still caring for Jacob's family.

Discussion

Who was the father of the family? (Jacob)

Where did the family live?

Did Jacob love God?

How many sons did Jacob have?

Why were the brothers jealous of Joseph?

Why was there no food in Israel?



God is Provider

Week 4

God looks after families

Introduction

Show Israel and Egypt on a map.

Explain that the people of Israel followed the true God.

The people of Egypt worshipped false gods.

In Egypt we find the Great Pyramids.

Discussion

Briefly revise Part 1 of the story of Joseph.

Who was the father of the family? (Jacob)

Where did the family live? (Show Canaan on the map)

Did Jacob love God?

How many sons did Jacob have? (twelve)

Why were the brothers jealous of Joseph?

Why was there no food in Israel?

Bible Lesson: Joseph Part 2

Now Joseph had started out as a slave, but the Lord was with Joseph and He helped him do everything right. Potiphar, Joseph's master, made him his helper, and put him in charge of everything that he owned.

The problem came when Potiphar's wife lied about Joseph to her husband. She told him that Joseph had done something wrong when really, he hadn't. So Potiphar had Joseph put into jail.

The Lord was still with Joseph in jail. Because Joseph was a good man the jail keepers could see that Joseph could be trusted. He was put in charge of all the prisoners.

One night two of the prisoners had dreams. They told their dreams to Joseph. "Your dream," he said to one, "means that you will soon be out of jail." And he was.

One day the Pharaoh had a dream, and nobody could explain it to him. Someone remembered that Joseph could tell the meaning of dreams.

"Can you understand dreams?" Pharaoh asked. "I can't, but God helps me." Joseph replied. After Pharaoh had told him his dream Joseph explained, "God is warning you. There will be seven years when nothing will grow and there won't be any food for anyone."

"What can I do?" Pharaoh asked. "God has shown you what to do. There will be seven years before the bad years that will be very good...so good that there will be extra food for everyone. So you should save some of the grain from the harvest every year. Then you will have enough to get you through the bad years." Joseph said.

Pharaoh believed all that Joseph told him, and put him in charge of all the land of Egypt.

People came from all countries to buy grain from Joseph, because the whole world was in need of food. Some of those people were Joseph's brothers. When his brothers came, Joseph recognized them, but they did not know who he was. (It had been over 10 years since they had seen him).

The brothers all bowed to him because he was an important person. Just as he dreamt they would at the beginning.

After a few meetings with his brothers, he could not keep it in any longer and Joseph said to his brothers, "I am Joseph! Is my father alive?" But his brothers couldn't answer him because they were afraid. Then Joseph said, "Come here. I am your brother, the one you sold! Do not worry, and do not be angry at yourselves for selling me, because God has put me here to save people from starving."

So his father, his brothers, and their families came to live in Egypt with Joseph, and they had all the food they needed.

This is a true story about a family who saw God provide for them.

Discussion

How did Joseph become a very important person?

How did God tell the king to save up food?

How did God provide for Joseph's family?

Why did the brothers travel to Egypt?

Why didn't the brothers recognize Joseph?

What happened when Joseph finally told the brothers who he was?

How did Jacob feel when he saw Joseph again?

How does God provide for your family?

Activity 1

Children can draw pictures from the story of Joseph.

These can be put together in a book, with simple sentences under the drawings.



God is Provider

Week 5

God gives to us. He wants us to share with others.

Bible references:

Genesis 1 God provides through the creation

John 16:1-14 A little boy gives his lunch to Jesus

Introduction

Although there is enough food for everyone in the whole world, some people have a lot and some people do not have much at all. In some countries children are dying because they live in places where there are diseases but no medicine; where there is only dirty water to drink; where the children cannot go to school because they have to work hard to earn money for their family.

How can the people with too little be helped?

Some people have set up organizations to help the poor. For those people who have plenty, they can give money each month so that children of poor families can go to school and have good food and good water.

Bible Lesson: Jesus fed 5000 people

Jesus does not want anyone to go hungry. But sometimes he asks us to help those who do not have enough food.

Jesus loved to teach people about God. Many, many people were sitting on the grass listening. Everyone was so interested in what Jesus was saying that they didn't realize how late it was. It was almost dinner time! And the people were hungry!

"What are we going to do?" the disciples asked Jesus? "There are all these hungry people and we have no food for them. We don't have enough money to feed all these people!"

"Don't worry," said Jesus. "You can give everyone something to eat."

"But how?" wondered the disciples.

"There is a little boy here," said Jesus, "who has brought his lunch. He has five little bread rolls and two little fish."

Jesus asked the little boy to come up.

"Would you give me your lunch?" asked Jesus.

The little boy gave Jesus his lunch.

Jesus gave the lunch to the disciples.

"Tell everyone to sit down on the grass," he said. Then he asked them to start sharing out the lunch.

“There are 5000 people here!” said one of the disciples. “This little lunch will not go among all these people!”

But the disciples did as Jesus said. They gave out the food, and as they did, the loaves and fish did not run out. More and more loaves and fish kept coming, until everyone had enough to eat. Then they gathered up the left overs. There were 12 baskets full of food left over!

Because the little boy had given what he had, Jesus was able to use it to provide for many people.

Discussion

What has God given us?

What do you have to give to others?



Activity

Sharing with 20 pencils

Ask children to demonstrate in front of the class:

- One child shares the pencils between two children. How many each?
- Another child shares the pencils between three children. How many each? How many left over?
- Another child shares the pencils between four children. How many each? How many left over?
- Keep going with this pattern up to ten.

God is our Saviour

Easter

3 Weeks



Outcomes

At the completion of this module students will understand:

- that Jesus is king of all of earth and heaven
- that Jesus was punished for saying that he was a king, although he had never done anything wrong
- that all people do wrong things, sometimes big, sometimes small, and we are the ones who deserve the punishment, but Jesus took the punishment for us
- that Jesus came alive after three days and is still alive today, although we cannot see him any more

Related classroom topics for Science, Social Studies and Health:

Fiji and Pacific neighbours

Link between “God is our Saviour” and classroom topics:

John 3:16 For God loved the world so much that He sent his only son so that whoever believes in Him should not die but have everlasting life.

God wants the people of every country in the whole world to come to know Him, so that they can live forever with Him in heaven. People of every nation can come to know the true God by asking Jesus to forgive their sins and then to follow Him. Some people have never heard about Jesus so those who know about Him must tell others.

Values:

faith; respect for truth; cultural understanding; thankfulness

God is our Saviour

Week 1

Easter 1: Jesus rides into Jerusalem

Bible reference:

Mark 11 Jesus rides into Jerusalem on a donkey

Introduction

Today we will begin to learn about the most important event in history. That is, when Jesus died on the cross and came alive again. Christians celebrate this important event at Easter. In today's lesson we will hear how Jesus rode on a donkey into the city of Jerusalem on the week before He was going to die.

Who has seen a donkey? Why is it different from a horse?
Where is the city of Jerusalem?

Bible Lesson: Jesus rides into Jerusalem

"I need a young donkey," said Jesus, "to help me do God's work.
Jesus' friends looked here. They looked there. But they did not see a donkey.
"Where will we get a donkey?" they asked.
Jesus told his friends where to get a donkey.
He told them that a man would give them one.
Jesus' friends went to the man.
"May we use your donkey?" they asked.
"Yes," said the man. "But this donkey has never been ridden before, so it will probably not like having anyone sit on it."

The disciples led the donkey to Jesus. Jesus put a coat on the donkey's back and got on the donkey. But the donkey did not buck or try to throw Jesus off. The donkey walked calmly along with Jesus on its back.

Jesus needed the donkey because God had told him that he must ride into the city of Jerusalem. God was going to show the people of Jerusalem that Jesus was a king... (not the kind of king who rules a country, but Jesus was a heavenly King.)

The people saw Jesus coming and ran out of their houses to see Jesus. Soon it was like a big parade. People threw down their cloaks on the road to make a path for the donkey to walk on. They also broke branches off the palm trees to make flags to wave. They waved their palm branches and called out, "Hosanna! Hosanna!" Blessed is the one who comes in the name of the Lord!"

(Hosanna is like "Vinaka" and "Thank you" and "Praise God!")

There were some people who were not happy that Jesus was being treated like a king. They were not happy that Jesus was so famous. These were the leaders in the government. They were jealous of Jesus. “Why does the crowd like Jesus more than us?” they thought.

This was the beginning of troubled times for Jesus. Soon Jesus would die. But it would be alright because it was part of God’s big plan from long ago.

Art/craft

Make a collage showing the triumphal entry. Draw the road leading to Jerusalem. Glue colourful pieces of fabric along the road to represent coats, and pieces of fern to represent palm branches. The people can be made from pre-cut fabric shapes and spot stickers for the heads. Cut out the donkey from brown paper.



God is our Saviour

Week 2

Easter 2: Jesus died for us



Bible references

Matthew 26 Supper with Jesus

Matthew 27 Jesus died on the cross

John 15:13 Greater love has no one than this: that someone would lay down his life for his friends.

Bible Lesson: Jesus died on a cross

Jesus knew that he was going to die. He wanted to have a special last meal together with his friends.

Jesus told his friends where to meet. They would eat at a house in Jerusalem. They prepared the meal.

Then Jesus said, "One of you is planning to do something bad to me," Jesus said. "Who is it?" asked John.

Jesus said, "It is the one I give this piece of bread to."

Jesus then gave a piece of bread to Judas.

Jesus said, "Go on and do what you are planning to do."

Judas got up and left. Only Judas and Jesus knew what Judas' bad idea was.

Jesus and his friends shared the meal together. First Jesus gave thanks for the food. Jesus said, "When I am gone you will do this again and again. You will think of the way I died for you."

Jesus friends ate the bread. But they were sad. They did not want Jesus to die. "Drink from this cup," Jesus said. "When I am gone you will do this again and again. Then you will think of the way I died for you."

Jesus friends drank from the cup.

Then Jesus said, "I will not be with you much longer. I have to leave. But do not worry. Do not be afraid. I will come back. You are my friends. Love each other as I love you."

Then Jesus took his friends to a garden where Jesus prayed.

And there Judas carried out his bad idea.

He led the soldiers to the garden and showed them where Jesus was. The soldiers gave Judas 30 silver coins for telling them where Jesus was.

The soldiers took Jesus to the leaders.

The leaders did not believe Jesus was God's Son.

"Nail that man to the cross," they said.

The men nailed Jesus to the cross.
Then they watched him die.
Jesus had not done anything wrong. He had never hurt these men.

Jesus talked to God. "Forgive these men," he said. "They do not know what they are doing."

When Jesus died on the cross, he showed how much he loved them. And he shows how much he loves you and me.

Jesus was the only person who never did anything wrong. He didn't deserve to be punished. But everyone else in the world has done at least one wrong thing. So really we are the ones that should be punished. But God sent Jesus to take the punishment for the things we have done wrong. We just have to ask Jesus for forgiveness and believe that he is the true God. When Jesus died, he showed how much he loves us.

Discussion

Before Jesus died Jesus was talking to his disciples. This is what he said:
"Greater love has no one than this: that someone would lay down his life for his friends." (John 15:13)
Why did Jesus say this?

Activity

On a large sheet of paper draw a large circle to represents the world.
Ask each child to draw a person and cut it out. Children can stick their people inside the large circle. Write underneath or around the circle, "Jesus died for every person in the world."

Week 3

Easter 3: Jesus is alive

Bible references

John 20, Luke 24

Bible Lesson 1: Jesus is alive again

Mary was so sad. Some men had killed Jesus.

Now Mary came to the cave tomb to see the body of Jesus.

As she got close to the cave tomb she could see that the huge stone in front of the opening had been rolled away.

She met Peter and John who had also come to the tomb.

“Someone has taken him away,” said Mary.

Mary began to cry. Then some angels talked to Mary.

“Why are you crying?” they asked.

“Someone has taken Jesus away,” she said.

Then she turned around and saw a man standing there.

“Why are you crying?” he asked.

“Someone has taken away Jesus,” she said.

“Mary!” said the man.

“Jesus!” said Mary.

Jesus was alive again! Mary was so happy.

“I cannot stay with you,” Jesus said. “I must go back to my Father in heaven.”

Now Mary really knew that Jesus was God’s Son.

She ran to tell the disciples that Jesus was alive!

Bible Lesson 2: Jesus appears to his disciples

On the evening of the first day of the week, the disciples were together. They had locked the doors because they were afraid of the enemies of Jesus.

Suddenly Jesus came in and stood among them.

He said, “Peace be with you!”

Then he showed them the wounds in his hands where the nails had been, and his side where he had been cut with a sword.

The disciples were very happy when they saw Jesus.

Jesus asked them, “Do you have anything to eat?”

They gave him a piece of cooked fish. Jesus took it and ate it.

Over the next six weeks, Jesus appeared to his disciples several times. After this, God took him up to heaven. Jesus stood on the top of a hill with the disciples. Then a cloud came down and hid him from sight.

While Jesus was going up, the disciples kept looking at the sky. Suddenly two men dressed in white clothing stood beside him. They were angels.

They said, “Why are you standing there looking at the sky?” Jesus has gone to heaven. But he will come back in the same way you saw him go.”

So Jesus’ friends returned to Jerusalem. They knew that they had work to do for God. Jesus had told them to go into the whole world and let everyone know that Jesus is the Son of God.

Discussion

After Jesus rose again, he had a new and different body that allowed him to pass through locked doors, and to appear or disappear whenever he chose to. The Bible tells us that one day we too shall have different bodies that will allow us to do things we cannot do at the moment.

Jesus showed the disciples his hands and his side, and he ate fish, to prove that he was really there with them and not a ghost!

Jesus will always have the wounds he received on the cross and when we see him we will be reminded of how much it cost the Son of God to take the punishment for all the wrong things we have done.



Year 2

God is Pure and Holy

4 Weeks



Outcomes

At the completion of this module students will understand:

- The definition of sin
- That God is without sin
- The definition of 'pure': clean and perfect
- That sometimes we do wrong to other people
- That friendships are broken when we do wrong to our friends, or if our friends do wrong to us
- That to forgive someone means to forget about the wrong things that person did to you and be friends again
- That friendships can be made right again when one says 'sorry' and the other says "I forgive you"
- That we should never stop forgiving

Related classroom topics for Science, Social Studies and Health:

Feelings and emotions; the Fruit of the Spirit

Link between "God is Pure and Holy" and classroom topics:

We can express our emotions in a way that is pleasing to God. We can make others feel happy by sharing joy. But we can make others feel sad when we express anger. Having the Fruit of the Spirit in our lives can help us to control our anger, express love and joy and feel peaceful instead of worried.

Values:

goodness; holiness; integrity; honesty; fairness; respect for truth and justice

God is Pure and Holy

Week 1

As God forgives us, so we should forgive others.

God wants us to have right relationships with others.

Bible references

Matthew 6:12

Forgive us the wrongs we have done, as we forgive the wrongs that others have done to us. (GNB)

1 John 1:9

If we tell God that we have sinned, He will forgive us and make us clean.

Ephesians 4:32

Be kind to one another, and forgive one another, as God has forgiven you through Christ. (GNB)

Matthew 26:31-34; John 21:15-18 Jesus forgives Peter

Introductory discussion

Why is it good to have a 'best friend'?

How would you feel if your best friend did something bad to you?

What might you do? (You might decide not to like them any more and not to talk to them. This is a 'broken friendship'.)

What would God want you to do? (God would want you to forgive that person.)

What does it mean to forgive?

(To forgive means giving someone another chance after they have done something wrong. To forgive means making peace instead of paying the person back. To forgive means to be kind to the person who did wrong to you.)

Why should we forgive? (We are not happy inside when we have a broken friendship.)

Bible Lesson: Jesus forgives Peter

Just before Jesus died, Peter told Jesus that he would always be his follower. But Jesus said, "Peter, this very night, before the rooster crows in the morning, you will say that you do not know me, three times."

Peter did not believe he could do such a thing. But after Jesus died, Peter was afraid. "If the enemies of Jesus find out I am a follower of Jesus, they might kill me too," he thought.

It was a cold night and Peter saw that there was a fire in the courtyard. He decided to go over there to keep warm, but was careful to stay at the back of the group of people so as not to be seen.

But then someone recognised him.

“Weren’t you with Jesus?” asked a lady. “Weren’t you one of Jesus friends?”

“No,” said Peter. “Not me. I never knew Jesus.”

Then someone else spoke up. “Yes, I’m sure I saw you with Jesus.”

“No, not me,” said Peter.

And a third time he was asked, but he said again that he did not know Jesus.

It was almost morning now. Peter heard the rooster crow. He remembered what Jesus had said: “Before the rooster crows you will say three times that you do not know me.”

Peter was sorry and ashamed.

After Jesus came alive again Jesus had a chat to Peter. Jesus knew what Peter had done.

“Do you love me Peter?” asked Jesus.

“Yes, Jesus,” said Peter. “You know that I love you.”

Jesus asked twice more. “Do you love me Peter?”

Three times Peter told Jesus that he loved him.

Jesus had forgiven Peter and Peter felt happy again. Jesus told Peter that he could now spend the rest of his life telling others about Jesus.

Discussion

How do you feel when you do something wrong?


How can you make things right? (You can say sorry.)

Role play

Ask the children to work in pairs. One of the children has done something wrong to the other child. They want to make things right.

Person A says: “I’m sorry I

Person B says: “That’s OK. I forgive you. Let’s be friends.”



God is Pure and Holy

Week 2

A forgiving Father

God forgives us, so we should forgive others.

Bible references

Luke 15:11-32 The son who left home

Matthew 6:12-14 Forgive us the wrongs we have done, as we forgive the wrongs that others have done to us. (GNB)

1 John 4:11 If this is how God loved us, then we should love one another. (GNB)

Ephesians 4:26b Do not stay angry all day. (GNB)

Discussion

Is it sometimes difficult to forgive others?

When two friends are no longer friends because something has happened between them, then they should try to become friends again.

The one who has done something wrong to the other person, even if it is an accident, should say "sorry", and really mean it.

The one who has had the wrong thing done to them should say "I forgive you."

In this story, someone had to say 'sorry' and someone had to forgive. At the end of the story, say who these people were.

Bible Lesson: The Lost Son

Jesus told this story.

A man had two sons. They helped their father work on the farm. The father had saved up money for his two sons. He planned to give it to them when they were old enough to have a home of their own. One day the younger son said to his father, "Father, may I please have my share of your money? I want to go and work in the town."

His father was sad to see his son go away, but he gave him the money and let him go.

When the son got to the town, he made many friends. He spent his money on parties, beautiful clothes and things that he liked.

Soon all the money was gone. Now the young man had no bed, no food, nowhere to sleep. He had to look for work. He went to a pig farm to see if he could get work.

A farmer said, "Yes, I have work for you. You can feed the pigs."

The young man did not want to feed the pigs, but he had to do it. He was even glad

to eat some of the pig's food, because he was so hungry.

At last he was so unhappy he thought,
"This is an unhappy life here. I wish I was back at home with my father. I'm sorry I left home."

He left the pigs, and then started his long, long walk home. When he was near his home his father saw him coming. He ran with open arms to welcome his son back home. He was glad to see his son come back.

He hugged and kissed his son. He told the servants to get food ready for a big party. His lost son was found.

"I'm sorry for spending your money. I'm sorry I went away from you. I'll work for you as a servant if you will let me come home," said the son.

"My son, I forgive you. You will come home with us and help me like you did before. You were lost but now we have found you again."

God is like the father in this story because people sometimes go away from God their Heavenly Father. They do things that God does not like. But if they say sorry to God and come back to Him, He will forgive them.


Discussion:

What did the son do that hurt his father?

Why would the father have been so disappointed in his son?

Do you think the father would have found it difficult to forgive his son?

Why is God like the father in this story?



God is Pure and Holy

Week 3

Forgive others.

As God forgives us, so we should forgive others.

Bible references

Matthew 18:23-35 The parable of the king's servant

Luke 6:37 Forgive others, and God will forgive you. (GNB)

1 John 4:7-8; John 15:12 Love one another.

Play: The Drawings

(Can use puppets or act out)

Scene 1

Betty is busy drawing. Billy comes in pretending to be an aeroplane, with arms outstretched, making aeroplane noises.

Billy

Look Betty! I'm an aeroplane! Ee-ee-rr-rr.

Billy crashes into Betty while she is drawing.

Betty

Oh, look what you've made me do Billy. You made me put a big line across the page when you bumped into me. Now my drawing is ruined!

Billy

Sorry Betty.

Betty

That's O.K. I can do another one.

Scene 2

Billy has just finished a drawing. He sits admiring it. Betty enters carrying two paper/plastic cups.

Billy

Do you like my drawing Betty? It's a dinosaur!

Betty

That's great Billy. Look. I've brought two drinks. One for you and one for me.

Betty puts the drinks down and spills one all over Billy's drawing.

Billy

Now look what you've done! You've spilt the drink all over my drawing and all the colours are running. You've ruined it Betty! You make me so angry!

Betty

Sorry Billy. I didn't mean to.

Billy

You should be more careful. You're a great big clumsy elephant! Just clean up this mess and go away!

Discussion

Discuss the reactions of Billy and Betty.

Why would we expect Billy to have forgiven Betty?

Bible Lesson: The King's Servant

One day Jesus was asked this question:

"How many times should I forgive a person when he does something wrong to me?"

How do you think Jesus would have answered that question?

Jesus said, "Not one time, not ten times, but seventy times seven."

Can you imagine forgiving someone 490 times? What Jesus meant was this: we should never stop forgiving a person, even if they keep on doing unkind things to us.

Do your brothers or sisters sometimes do unkind things to you? In most families, there are times when brothers and sisters fight and argue. The number of times brothers and sisters treat each other unkindly might add up to even more than seventy-seven. No matter how many times your brothers or sisters have been unkind to you, God wants you to forgive them. When you truly forgive someone, you do not keep remembering all the wrong things they have done to you. You just forgive them, then forget about it. After all, Jesus has forgiven us for EVERYTHING we have done wrong.

Jesus told a story to explain about forgiving. In the days when Jesus lived on earth, kings had great power over their people. The king could throw a person into prison for not doing the right thing.

There was once a king who had a servant. This servant owed the king a lot of money. Let's say it was about \$500. The poor servant had no money and could not pay the king.

"Pay me," said the king, "or I'll sell you as a slave."

The poor servant fell on his knees.

"Please king," he said, "I have no money. Give me a bit more time to earn some."

The king felt sorry for the servant.

"All right," said the king. "I will let you go, and you don't have to pay me."

"Thank you," said the servant, who was very happy to be set free.

Not long after this, the servant was owed some money by one of the other servants. It wasn't so much money; only about \$50.

"Pay me or else I'll punish you," he said.

"Please," said the other servant, "I cannot pay you. I have no money. Just give me a bit more time to earn some."

"No," said the first servant. "You can go to prison until you can pay everything!"

When the king heard about this he was extremely angry with the first servant.

"You wicked servant," said the king. "I forgave you when you couldn't pay the money you owed me. You should have forgiven the other servant as I forgave you!"

Then the king sent the wicked servant to prison until he could pay all that he owed.


Discussion

What does this story teach us about forgiveness?

Who has forgiven us more than anyone else?

Activity

Say what is happening in each picture.



God is Pure and Holy

Week 4

Keep on forgiving

Bible reference:

Matthew 18:22 Seventy times seven

1 John 1:9 If we confess our sins he will forgive us for our sins and cleanse us from ALL wrong doing.

Matthew 6:12 The Lord's Prayer: Forgive us our sins, as we forgive those who sin against us.

Matthew 6:14-15 For if you forgive others their trespasses, your heavenly Father will also forgive you, but if you do not forgive others their trespasses, neither will your Father forgive your trespasses.

Bible Lesson: Jesus teaches about forgiveness

Jesus had taught His disciples much about forgiveness, but they still did not understand how much love God has for us and how much love He expects us to have for one another.

The teachers in the temple taught that a person should forgive someone else just three times and no more. Peter knew Jesus expected more than that.

So one day Peter said to Jesus, "How often should I forgive my brother? As many as seven times?"

This was more than twice as many times as the teachers said. Surely Jesus would praise him for being so generous and forgiving.

But Jesus said, "Peter, don't forgive just seven times, but as many as 70 times seven."

Seventy times seven! That was 490 times. Who could ever keep track of forgiving a person 490 times?

That was just the point Jesus wanted to make. We are not supposed to keep track of how many times we forgive someone. We are to keep forgiving, as God keeps forgiving us.

"If someone does wrong to you seven times in one day," Jesus added, "and then is sorry and asks your forgiveness, you should go ahead and forgive him seven times."

We can answer Peter's question about how many times to forgive someone by saying, "How many times do I want God to forgive me?" If I want God to forgive me every time I do wrong, then I must be willing to forgive others every time they do

wrong to me. And we are supposed to forgive people even if they don't ask to be forgiven.

Just saying the words of forgiveness is not enough. We must mean the words.

Jesus said, "My Father will not forgive your sins unless you forgive others in your heart".

It isn't always easy to forgive, but if we ask God to help us, He will give us His love and forgiveness to pass on to others.

Sometimes it is hard to believe God will really forgive us. We may think we are just too bad to be forgiven. But remember, He does not keep track of the number of times He forgives. "God will forgive every sin," Jesus promised.

Discussion:

What does God want us to do after we do something wrong?

- First - ask Jesus to forgive us. He can make us clean inside.
- Then – ask the person we have hurt to forgive us.


What if you accidentally hurt someone? Should you still ask for forgiveness?

Activity

Draw two people. One is talking to the other, saying sorry. Draw speech bubbles for each person and write what each person says in their speech bubble.

Year 2

God is Creator 5 Weeks



Outcomes

At the completion of this module student will understand that:

- God created the universe in six days
- The world that God made was good and perfect
- After Adam and Eve disobeyed God, the world was no longer perfect
- The reason we see animals that kill and plants that are poisonous today is because of people's disobedience to God (sin)
- God created water so that living things can survive
- God is still looking after his creation and provides food, water and shelter for animals and people

Related classroom topics for Science, Social Studies and Health:

Insects and other mini-beasts

Link between "God is Creator" and classroom topics:

God created insects and mini-beasts as part of the ecosystem. We can learn from these small creatures and wonder at their design and complex behaviour.

Values

truth; faith, care for the environment, responsibility

God is Creator

Week 1

God created everything in six days.

Bible references

Genesis 1; Genesis 2:1-4 The six days of creation

Bible Lesson: The Creation

Describe the events in the six-day creation.

List the order of events, days 1 through to 6.

When God finished His creation, He said that it was very good.

What did God do on the 7th day?

Discussion

The word 'creation' means something that is made. When we talk about God's creation, we are talking about all that God made.

What (and who) did God create?

Did God create cars, houses and aeroplanes? (Explain that God created the materials from which these things are made. He also created people with intelligent minds, so that they could create things.)

God wants to use the things in His creation for good.

What could you create using materials from God's creation?

God also wants us to care for His creation.

How can we do this?

Activity

- Make a Creation picture. Children can work in groups, with different children contributing different elements of the Creation. This can be an ongoing project throughout the 'Creator' theme.



God is Creator

Week 2

What happened to God's beautiful?

Bible references

Genesis 2:4-25; Genesis 3 The beginning of sin.

Bible Lesson: A big mistake

Adam and Eve lived in the Garden of Eden. This was part of the beautiful world that God had created at the beginning of the world, around 6000 years ago. Adam and Eve were very happy. God told Adam and Eve that they must obey Him. He told them that they could eat any food from the garden, but they must never eat the fruit from one tree.

There was an angel who was a wicked angel. His name was Satan. When he became wicked, he became like a snake. Satan said to Adam and Eve, "Go on. Eat the fruit. It will not hurt you."

So Eve ate the fruit. She gave some to Adam. At once they knew that they had done something very wrong. God calls doing wrong things 'sin'. Adam and Eve were sad. God said, "Now that you have done wrong, you cannot be in my beautiful garden. You must go from here. You will not be so happy. This is because you did not obey me.

God sent a good angel to the garden. The angel had a sword. No one could go into the garden from now on. This was a very sad day. The world was now a place of sadness and sin. Adam and Eve were not happy. The animals were not happy. Adam and Eve had to work hard to grow food. There was now very hot sun and very cold wind and times of drought and flood. It was not easy any more because the world's weather had changed.

God was very sad because people could no longer be with Him. So straight away God made a plan; He planned that one day He would send His Son Jesus, to die on the cross and to forgive us for our sin. And about 2000 years ago that happened. Now anyone can ask Jesus to forgive them for the wrong things they have done. If we ask Jesus to forgive us for our sin, and if we ask Him to be our friend, then we can be with God, just like Adam and Eve were once, and we will feel happy knowing that God is with us.

Discussion

Because of disobedience, Adam and Eve were no longer friends with God. All their children, all their grandchildren, and everyone else born into the world after that, were unable to be friends with God either. However, many years later God sent Jesus into the world. By becoming a friend of Jesus, people were able to be friends with God once again.

God is Creator

Week 3

God provides water for his creation

When God created the world, He thought about the things we needed.

Bible references

Genesis 1:9, 10, 20, 21

...Let the waters under the heavens be gathered together in one place, and let dry land appear...and God called the dry land earth, and the gathering together of waters He called seas.

...And God said, let the waters bring forth abundantly the moving creatures that have life...

Philippians 4:19 God shall supply all your needs.

Psalms 104:10-28 God provides for all His creatures.

Discussion

Why did God create water?

Why do we need water?

Why do animals need water?

Make a list of favourite animals that live in, on or around water.

Say that today we are going to think especially about day 2, (sky and water), and day 5, (creation of animals that live in water).

Introduction

Look at pictures of animals. Discuss their need for food and water, and how God provides for them.

Bible Lesson: God provides for us

Read this verse from the Bible:

Philippians 4:19 God shall supply all your needs.

What are some of the needs that people have? What should people do when they are worried about not having what they need?

God provides for all His creatures.

Psalms 104

There is a book in the Bible called Psalms. Psalms are songs written by King David.

We don't have the tunes anymore, but we do have the words of the songs. Here is a psalm of praise to God for the way He provides for His creation

Verses 10 – 24

You make springs flow in the valleys, and rivers run between the hills. They provide water for the wild animals; there the wild donkeys quench their thirst. In the trees nearby, the birds make their nests and sing. From the sky you send rain on the hills,

and the earth is filled with your blessings. You make grass grow for the cattle and plants for us to use, so that we can grow our crops. The cedar trees of Lebanon get plenty of rain - the Lord's own trees, which he planted. There the birds build their nests. The wild goats live in the high mountains, and the rock badgers hide in the cliffs. You created the moon to mark the months; the sun knows the time to set. You made the night, and in the darkness all the wild animals come out. The young lions roar while they hunt, looking for the food that God provides. Lord, you have made so many things! How wisely you made them all! The earth is filled with your creatures.

Activity

Make a list of all the animals mentioned in these verses.

Verses 25 - 28

There is the ocean, large and wide, where countless creatures live, large and small alike. The ships sail on it, and in it plays Leviathan, that sea monster which you made. All of them depend on you to give them food when they need it. You give it to them, and they eat it; you provide food, and they are satisfied.

Activity

Name some sea animals that God provides for.

What is the biggest sea animal you know of?

There is a sea monster is mentioned in these verses that is now extinct. Do you know what it is? Yes, it's Leviathan, a swimming dinosaur.

Discussion

When God first made the world, everything He created was perfect. God thought carefully about everything He made, and He cared about everything He made. He made sure that all living creatures had whatever they needed.

How did He provide for the needs of animals?

Out of all that He had created, He cared most about the man and the woman. He made sure they had everything they needed too.

What do people need to stay alive?

How does God provide the things people need?

Story: Little raindrop

Here is a made-up story about a little raindrop. It shows us how God thought about providing water so that all living things can stay alive.

Little raindrop was so small. What use could he be in God's great big wonderful world? As he hovered in the sky, having just dropped out of a big white cloud, he looked over the great ocean.

"If only I could be great like the big ocean," he thought. Then he looked down at the river flowing into the sea. How beautiful it was, flowing over rocks and between lovely

sandy banks where cool shady trees grew. "If only I could be beautiful like the river," he thought.

Then he looked down at the big dam. How useful it was. From this dam thousands of people would get water to drink, and water to wash with, and water to help their gardens grow. If only I could be useful like the big dam." But he was only a little raindrop, not big enough to be much use at all.

Then all of a sudden, he started falling. Down, down, down he went. He fell upon a vegetable garden along with many other raindrops just like himself. Together they would help the vegetables grow. The vegetables would provide food for many people. Then soon he found himself being washed away in a little trickle along with many other raindrops just like himself. Together they were travelling to the river. There they joined millions of other raindrops. How beautiful they all looked flowing along together, sparkling in the sunlight. Many of the raindrops would provide water for thousands of people, and animals and plants.

Then, after a long journey, little raindrop found himself with millions and millions of other raindrops in the big ocean. Now at last he was great. Not by himself of course. He was a tiny part of a great, great ocean. Here he could help to give life to millions and millions of fish, and other sea creatures, and sea plants.

Now the little raindrop had been useful, beautiful, and great. He was a useful, beautiful and great part of God's wonderful creation!

Science and mathematics activities

Look at water in different forms:

- ice from the freezer
- steam from a kettle - (Watch droplets forming on a saucer held above the rising steam.)

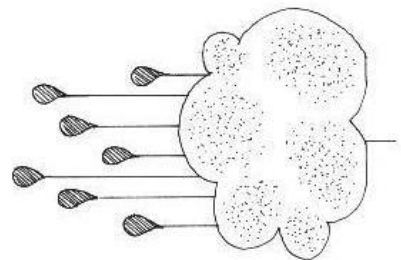
Pour coloured water from a large container into smaller ones. Guess how many small containers of water can be filled from a large container of water.

Art/craft

- Draw a picture of a cloud with raindrops falling from it. Draw the living things that need the water.
- Make a mobile from the cloud cut-out.

Cut out the cloud shape and fold the two halves together. Staple together, having stuffed the cloud with cotton wool or crumpled paper. Make cardboard raindrops and suspend them from the clouds as shown in the small diagram. Suspend your mobile from the ceiling.

fold



God is Creator

Week 4

Water all around

Bible references:

Genesis 1:9-10 God said let the waters below the heavens be gathered in one place, and let the dry land appear, and it was so; the gathering of the waters he called seas.

Genesis 2:5-6 the LORD God had not caused it to rain upon the earth, and there was not a man to till the ground. But there went up a mist from the earth, and watered the whole face of the ground”.

Genesis 7:11 The springs of the great deep burst open

Bible Lesson: What does the Bible say about water?

Today we are going to think about when God created water.

How did he make the seas? (Read Genesis 1:9-10.)

Was there any other water on the earth? (Read Genesis 2:5-6.) Discuss the ‘mist’.

Some time after God created the earth, people had become so evil that God had to send a big flood. There was one family who loved and served God. They did what was right. That was Noah’s family. God chose Noah to build a big boat. God sent two of every kind of animal to the boat. Noah and his family, and all the animals were saved from the flood because Noah obeyed God.

At the time of the Great Flood there was *a lot* of water. The water covered the whole earth. There was not just water from rain, but also springs of water coming up from the earth. Read Genesis 7:11.

Questions about water and things that live in water

On which day of creation did God make water?

Where do we find water on the earth? (rivers, oceans, seas, rain, ice)

What is the difference between sea water and river water?

On which day of Creation did God make animals to live in the water? (Genesis 1:20)

What are some animals that live in water?

On which day did God make plants to grow in the water?

What are some plants that live in water?

What do most fish eat?

God said His creation was very good. That meant there was no killing. But when Adam and Eve disobeyed God, killing came into the world. What do you think fish ate before God’s perfect world was spoiled by sin?

Activity

Make two large charts: one for ‘plants and animals that live in the sea’ and the other for ‘plants and animals that live in rivers and ponds’

The children can draw animals, cut them out and stick them on to the charts. Teacher can write names of the animals on the charts.

God is Creator

Week 5

God provides food for his creation.

Bible reference:

Matthew 6:25-34 God cares for all of his creation

Bible Lesson: Do not worry

One day Jesus and His friends were out where the flowers grew in the fields. There were birds, too, in the field. Jesus saw the flowers. He saw the birds, too.

But His friends did not notice them. They were thinking of other things. Some of the friends were fishermen. They were wondering whether they could catch enough fish to sell, and whether they would have money enough for all the things they needed.

Jesus saw their worried faces. He knew that they were unhappy and afraid that they might not have enough money for food and clothes and other things. Jesus felt sorry for them.

He looked at the flowers in the field and thought of God's care. He listened to the birds and thought of God.

"Do not be anxious and worried about what you shall have to eat and drink and wear," He said. "Look at the birds of the air. They do not plant fields nor gather food into barns, yet your heavenly Father feeds them. If God cares for them how much more will He care for you?"

Jesus' friends began to think now of the birds which they had not thought about before. They began to listen to their happy songs. They watched some of the birds fly down to eat some seeds growing.

While His friends were beginning to think of God, Jesus said, "Look at the lilies of the field, how they grow; they do not work to make clothes, and yet I say unto you that not even the greatest king in his most gorgeous clothes was ever as beautiful as these."

Then the friends began to look at the little field flowers. They noticed their beautiful colours there in the rich green grass. How much more beautiful they were than any piece of cloth could be. As they looked at the grass, they heard Jesus speak of that, too.

"If God so clothes the grass of the field, how much more shall He care for you," Jesus was saying. "Your heavenly Father knows all the things you have need of," He told them.

As the friends looked at the beautiful green grass, the wild flowers in the field, and listened to the happy birds, their worried anxious faces began to change.

Activity

As a whole class activity, make a list of animals, and next to each animal write what that animal needs: the type of food it eats, where it would get water, and the type of home it needs.

Discussion

Animals that live in the wild find their own food and water and make their own homes. Parent animals teach their babies how to look after themselves by getting food, water and shelter from God's creation.

But what about pets? How do they get the things they need?
What would happen to our pets if we didn't look after them?

God wants us to help him look after the animals. We can do this by looking after our pets, but also, by looking after nature. When we go to the beach it is important not to throw rubbish that could end up in the sea or the rivers. Rubbish can kill the animals that live in the sea and the rivers. When we go to the forest, it is important to leave it just the way it is, and not destroy the plants that are homes to insects, birds and lizards.

Year 2

God is Wise

4 Weeks



Outcomes:

At the completion of this module students will understand:

- The definition of wisdom
- The definition of 'community'
- The importance of working with others
- That being part of a group means that we can help others and be helped by others
- That in a group we must co-operate with other members
- The importance of acting unselfishly
- That in a group we must accept responsibilities

Related classroom topics for Science, Social Studies and Health:

Teeth; Growing up

Link between "God is Wise" and classroom topics:

God expects us to show wisdom in caring for our bodies, including caring for our teeth.

Values:

wisdom: responsibility, lifelong learning, goodness, patience, humility

God is Wise

Week 1

It is wise to work together

Bible references

1 Corinthians 12:14-18 Members of the body have different roles
Proverbs 6:6 The wisdom of the ant

Revision

Revise the definition of 'wise' – knowing the right thing to do, and doing it.

Discussion: Working together

When we belong to a group we work together.

A group of people working together is called a 'community'.

Working together is called co-operation.

We co-operate when we respect others and follow the rules of the group. This keeps everyone safe and happy.

Co-operation is being helpful to one another and sharing the load.

Co-operation is working together, but different people doing different jobs.

Can you think of times and places where we work together?

(Teacher can make a list in large print.) For example:

- In school we sometimes work in groups on a project; we play team games together
- At home we share jobs so that everything gets done, and all the work is not left to one person; we help with cleaning and help with looking after younger brothers or sisters

Let's make a list of rules for working in a group at school, e.g. sharing equipment; everyone giving ideas and not leaving it to one person; everyone helping to pack away at the end.

Let's make a list of rules for working together at home, e.g., children in the family can take turns at doing jobs; make sure you finish the job; do the job the way Mum or Dad want it done.

Bible Lesson: working together for God

1 Corinthians 12:14-18 Indeed, the body does not consist of one member but of many. If the foot would say, "Because I am not a hand, I do not belong to the body," that would not make it any less a part of the body. And if the ear would say, "Because I am not an eye, I do not belong to the body," that would not make it any less a part of the body. If the whole body were an eye, where would the hearing be? If the whole body were hearing, where would the sense of smell be? But as it is, God has arranged the members in the body, each one of them, as he chose.

If you had feet but no hands, would you have a whole body? No. Could your feet say they don't need your hands? No. How would you wash them or tie your shoelaces? But your hands aren't better than your feet. Your hands can't get anywhere unless your feet take them there. They need each other to be a fully functioning body.

When we work together for God we are like a body. Not all the people do the same thing, but all are necessary. We all have a part to play in the work God wants us to do.

Think about a musical band. Different people play different instruments. When we work together for God it is like a band playing. We all have different parts to play. Nobody plays a solo.

God says that when we work together for him we are called 'the body of Christ'. Jesus is the head of the body and we are the members. As members, we all look out for one another and we help one another. We are happy when others do well at their jobs.

Discussion:

What is the body of Christ?

List various abilities we have and things we can do.

Ask the children to explain how members of the body of Christ can work together to do God's work.

True or False?

- We all have a job to do. T
- We don't need anyone else. F
- We should care about each other's problems. T
- Some church members are more important than others. F

Emotions questions:

How do you feel when others look down on you?

How do you feel when you've done something well?

How should you feel when a fellow member is happy?

Activities:

Three-legged obstacle course (or some other activity where students have to work together to accomplish a task)

Have students do something with one hand: like tie their shoe, tie a bow or braid their hair.

Revision questions:

What is the body of Christ?

Who is the head of the body?

What kinds of jobs can we do for God?

What happens if one person does not do their job?

Learning from God's creation

If we watch carefully some of the creatures that God made, we can learn about how we should live. Many of God's creatures work together. They live and work in communities. Each member of the group has a job to do.

Here are some of God's creatures that live and work in a community:

Ants

Have you ever seen an ant carrying a load much bigger than itself? It is taking a piece of food somewhere. Do you know where the ant might be taking the food? The ant takes the food back to its nest to share with all the other ants.

The Bible tells us that ants are wise little creatures. They store up food when there is plenty, so that when the winter comes and they cannot find food, they have a store of food to eat. Ants are also wise little creatures because they work in community. Each member has a job to do. Some are soldiers, who fight off enemies, some are workers who collect the food and build the nest; some are nurses who look after the babies.

Bees

Bees also live in community. They have similar jobs to do. They all work together to make honey which is food for the baby bees. But there is enough left over for us to have some too!

God is Wise

Week 2

Twelve men worked together for Jesus

Bible references:

Matthew 4:19 Jesus calls the disciples

Mark 6:7 Jesus sent the disciples out in two's

Bible Lesson: Jesus calls His disciples

Jesus knew that he had a big job to do for his heavenly Father God. Jesus had to travel around from place to place, helping people who were sick and sad. He had to teach people about God. But Jesus wanted some friends to help him. Jesus had a team of twelve friends. They were called the disciples.

Four were fishermen. Jesus saw Peter, Andrew, James and John fishing by the lake. He said, "Come follow me!" And they did.

One day Jesus saw Matthew the tax collector sitting at his table. People did not like tax collectors, because many took money that did not belong to them. But Jesus wanted Matthew to follow Him. Matthew got up from his money table and followed Jesus.

Jesus also called seven other men: Phillip, Bartholomew, Thomas, another man named James, Simon, Thaddaeus and Judas. That made twelve altogether.

What do you think these helpers did? They probably helped with buying food. They did whatever Jesus asked them to do, like the time when Jesus asked them to go and get a donkey for him to ride on. These men were also learning from Jesus, so that when Jesus went back to heaven, they would carry on the work of Jesus.

Jesus told them to go out in twos. He did not send them out alone to do His work. After Jesus went back to heaven, many more people became Jesus' helpers. They told everyone about Jesus, and people got together to form churches. This is how the first churches started.

When the disciples worked for God they had to co-operate. They did not argue about how things should be done. They worked together.

Question:

One of Jesus' disciples did not co-operate. Who was it? What did he love more than Jesus? (Answer: Judas; money)

Discussion

What would you do in these situations? Think about working together.

1. You need to move something heavy.
2. Your class planted some vegetables and now the vegetables are ready to be picked.
3. There was a big wind storm. Leaves and branches have fallen all over your back yard.

Activity

Ask the children to suggest other jobs that can be done best when people work together.

Divide the children into groups to make a poster. The poster could say “It is wise to work together”. They can draw people working together.

Ask the children to choose a group leader. The leader can decide how the members of the group will complete the task.



God is Wise

Week 3

What is a community?

Bible references

Matthew 22:37 “‘Love the Lord your God with all your heart and with all your soul and with all your mind.’ This is the first and greatest commandment. And the second is like it: ‘Love your neighbour as yourself.’”

Phil 2:3 Don't be selfish; don't try to impress others. Be humble, thinking of others as better than yourselves. (NLT)

Discussion

What is a community?

- Our school is a community.
- This class is a community.
- A church is a community.
- A family is a community.
- A village is a community.
- A neighbourhood is a community.

A community is a group of people doing things together.

Who are the members of the community? (People who live together, work together or do activities together.)

There is usually a leader.

If we are a member of a community, how should we treat others in our community?

- We respect others.
- We treat others with kindness.
- We help others.
- We thank others for the things they do for us.

Jesus told us that we should love our neighbours as we want to be loved.

The Bible also tells us that we should treat others in the way that we want to be treated.

If you want people to be kind to you, then be kind to others.

If you want people to help you when you need help, then be willing to help others.

Bible Lesson: The early church

After Jesus went back to heaven, his friends went around telling others about Jesus. This was dangerous work, because the enemies of Jesus did not want people talking about Jesus. If they were caught they could be put into prison.

But this did not stop the friends of Jesus. The more people they told about Jesus, the more people became followers of Jesus. The people who became followers were called Christians. The new Christians wanted to learn more about God, so the first churches were started, where people could come together to listen to God's word. They also shared bread and wine together, just as Jesus had told them to do, to remember how Jesus died on the cross. Because they were afraid of being caught, the churches had to meet in secret places. They kept moving around so that the enemies of Jesus did not find them. There were no phones in those days, so to let people know where they were meeting, the Christians thought of a secret sign which they would mark on the wall of the place where they were going to meet. It was the sign of a fish.

So very soon there were many people in the churches. They not only taught about God, but they also helped the poor. Many poor people became members of the churches. The churches raised money to buy food for them. Those who earned money gave their money to the church and everyone shared the things they had. The members looked after one another and also helped anyone in need. They prayed for the sick and they saw people healed, just as if was in the days when Jesus was with them.

Questions

In which country did the first church get started?

Where did the members meet?

Why was it dangerous?

How did the members of the first churches treat one another?

How did the members help one another?

Activity

Draw the sign of the fish.

Draw the members of the early church eating food together.

God is Wise

Week 4

It is wise to treat others as we would want others to treat us.

Bible references

Matthew 19:14 Jesus welcomes children

John 13:35 I will never turn away anyone who comes to me.

Luke 6:31 Do to others as you would have them do to you.

Bible Lesson: Jesus welcomes children

Do you remember the story about Jesus welcoming the children?

Many people wanted to see Jesus. The children ran up to Jesus excitedly. They wanted to see Jesus too! But Jesus' friends, (the disciples), told the children to go away.

"Jesus is too busy for children," they said.

Jesus heard them say this. He said, "Don't send the children away. I am not too busy for children. I love children."

Then Jesus took the children in his arms, sat them on his knee and told them about God.

Questions:

How do you think the children felt at first when the disciples told them to go away?

How do you think they felt when Jesus welcomed them?

How would God want us to treat new children that come to our school or our church?

How would it feel to be going to a new school?

How might it feel to go and live in a new country?

How can we show new students that they are welcome to our school community?

Activity 1:

Talk with a partner about how you could help a new student to your class.

Now draw a picture together of how you can make this student feel welcome.

Towards the end of the session some children can be chosen to tell the rest of the class about their drawing.

Activity 2:

Divide children into groups of two or three for role play.

Each group can role play how they would welcome a visitor, e.g., to their home, to their school. One or two can be the visitors, one can be the welcomer. The children can plan what they would say and do, how they would greet the person using their name, smiling, looking at the person they are speaking to and showing friendship.

After discussion, the children can act it out.

Year 2

God is a Servant 4 Weeks



Outcomes

At the completion of this module students will understand that:

- a good servant is always willing to help others
- a servant does not think of him/herself as more important than others
- a servant will volunteer to do jobs that other people might not want to do
- Jesus served others willingly, lovingly, without looking for thanks or reward
- Jesus gave us the true example of being a servant

Related classroom topics for Science, Social Studies and Health:

Community servants: Firemen and police

Link between “God is a Servant” and classroom topics:

Children will learn the definition of a ‘servant’ and think about ways in which they can serve others. Community servants are an example to us in the way they help us.

Values

compassion; flexibility; service; humility; willingness; thoughtfulness; sacrifice

God is a Servant

Week 1

Jesus was a willing and helpful servant.

Jesus was a willing and helpful servant. God wants us to look out for the needs of others and be willing to help them.

Bible references

John 2:1-11 Jesus helped the hosts at the wedding.

Matthew 8:14-17 Jesus heals many people including Peter's mother-in-law.

Galatians 5:13 In love, serve one another.

Discussion

What is a servant?

A servant is someone who helps by doing work.

Discuss situations in which we would see servants today. Examples: restaurants, hospitals and shops. There are also servants to people in government, and servants to kings and queens.

Game

Ask the children to get together in threes. One child can be a servant to the other two. Choose a few groups to perform their role play for the class. The class must guess what kind of servant they are acting out, and what the servant is doing to help someone.

Discussion

Servants are people who like to help others. They are not forced to help. They help because they choose to.

Many years ago, there were cruel masters who forced people to work for them. The people who worked for the masters were called slaves. The slaves had to work hard for no pay. The slaves didn't like working for the masters.

Servants are different from slaves. Servants choose to work for others but slaves do not. God wants us all to be HIS servants. He wants us to work for Him because we CHOOSE to. People who love Jesus are happy to work for Him. Many people have given their whole life to serving Jesus because they love Him so much.

Jesus was a servant too. Imagine someone as important as Jesus being a servant. He just loved to help people. Once, all in the one day, Jesus healed Peter's mother-in-law who had a fever, and healed lots of other people too. Jesus must have been very tired at the end of the day, but He didn't mind because He loved helping people. Another time He washed the dirty dusty feet of all the disciples. Another time He helped some family friends at a wedding party.

A willing servant

What does it mean to be a willing helper?

It means that you help whenever you are asked to without complaining.

It also means that you look out for people who need help, and you just get in there and help without being asked.

Bible Lesson: The wedding at Cana

In a little town called Cana, in the land of Galilee, lived some friends of Jesus' family. One day these friends invited Jesus and his family to attend a wedding in their home. They invited many other people also, and prepared a feast for them.

But they had not prepared enough wine for all the people who came to the wedding. And before the end of the feast the wine was all gone.

Mary, the mother of Jesus, saw that the wine had all been used, and she called Jesus aside to tell him about it. She knew of his wonderful power, and she believed he could surely help in a time like this. Then she told the servants who waited at the tables to do whatever Jesus might ask them to do; she believed that Jesus could help.

In every Jewish home there were large water-pots made out of clay or stone. There were no taps in the homes. People took their water pots to the village well and filled them up so there would be water in the home. In this home where the wedding-feast was being held, there were six large water-pots.

Jesus called the servants and told them to fill the water-pots with water. The servants went to the well and filled the water-pots to the top. Then Jesus told them to take a jug and dip into the water-pots. What a surprise! Instead of water, their jugs were filled with wine!

At these Jewish feasts one man was chosen to be the governor, or ruler of the feast. He tasted the food and the wine before it was placed on the tables to serve the people. Jesus told the servants to take this wine to the governor and have him taste it, just as he had tasted the first wine that had been served to the guests.

Now the governor did not know what Jesus had done. He did not know that the other wine had all been used. When he tasted the wine which Jesus had made from water he was surprised because it was so much better than the first wine which had been served. Calling the young man who had just been married, the governor said, "At other wedding-feasts the best wine is served first, but you have kept the best until the last."

Discussion

This was the first miracle Jesus performed, and it showed his willingness to help people who are in need. When the men who followed him saw what he had done they believed that Jesus was God, for they knew that no man could change water into wine.


How did Jesus help out at the wedding? Who did He help? What would have happened if he hadn't helped?

How did the followers of Jesus know that Jesus was God?

How can people serve Jesus today? How can we be servants for Jesus?

Activity

Draw the six water-pots. Draw the servants serving wine from the water pots.



God is a Servant

Week 2

Serve even when the job is not much fun

God wants us to be willing to help, even when the task is difficult, and to even do more than what we are asked to do.

Bible references

Matthew 5:41-42 The extra mile.

Matthew 21:1-11 The disciples served Jesus by bringing the donkey.

Hebrews 13:16 Share what you have.

Ephesians 6:7 Serve wholeheartedly.

Puppet sketch or play: Helping

(Read this play holding a puppet on each hand. Use different voices for each.)

Mum:

Billy, will you set the table please?

Billy:

Why should I help? I hate setting the table, AND putting the dishes away, AND sweeping the floor. Why should I do all those things when I don't want to?

Mum:

Billy, where are you?

Billy: *(thinking to himself)*

I always try to get out of helping. I hide in my room and read a book, or sneak outside to play. I hate helping. Mum and Dad are always forcing me to do things...a bit like a slave. Slaves get forced to do things. There were slaves in Bible times. That reminds me of a story in my Bible. Here it is. Jesus said, "If anyone forces you to go one mile, go two miles with him, and then if someone asks for a coat, then give him two."

Wow! Imagine going two miles. That's actually 3 and a half kilometres. I get tired even going one! And imagine giving my only two coats away. I suppose Jesus was saying that we should be willing to do things for others, even difficult things. I suppose setting the table is not really so hard after all.

Mum:

Billy, please come and set the table.

Billy:

Yes, right away Mum.

Discussion

What are some things we might get asked to do for others? Do we always feel like doing those things? Make a list of some of the jobs that are not a lot of fun to do. When Jesus said to 'go the extra mile', He meant to do even more than we are asked to do. What are some extra things you could do for your family this week?

Bible Lesson: The donkey that helped Jesus

Jesus was always helping others, but this time He needed some help. He asked his two friends to go and get the donkey. Now getting a donkey may seem like an easy job, but this donkey had never been ridden before. A donkey that has never been ridden usually bucks and kicks the first time someone sits on its back because it is not used to the heavy weight. Like a horse, a donkey has to be trained to take riders and heavy loads.

The two friends of Jesus knew that the donkey had never been ridden. They might have been wondering whether the donkey would kick them as they untied it. They may have thought, 'What does Jesus want with an untrained donkey,' but even though they didn't understand, they obeyed. They did exactly as Jesus said, without arguing or complaining, and to their surprise, the donkey came with them very willingly. It didn't even buck when they laid coats on its back.

The two disciples were being servants because they were helping Jesus. Though he didn't know it, the little donkey was going to be a servant for Jesus too, because he was going to carry King Jesus into Jerusalem. As soon as Jesus got on to the donkey's back, the donkey must have known that Jesus was someone special. The donkey didn't feel afraid with Jesus. He stood quite still as Jesus climbed on to his back. Then he walked along quietly into Jerusalem, carrying Jesus. The donkey wasn't even afraid when he came to the crowds of people who lined the roadway, cheering and shouting 'Hosanna'. How noisy it was. But the little donkey just kept going.

Discussion

Why do you think the little servant donkey was not afraid?

Story: Saint Nicholas

This is a well-known story from Holland, about someone who was a servant.

Long ago, in Holland, lived a man called Saint Nicholas. He had a very important position in the church. Nicholas had a kind heart. Even though he was very busy, he did not forget about poor people. He wanted to help them.

It was almost Christmas. Nicholas was sad because he knew of many boys and girls who would not receive any Christmas gifts. Their parents did not have enough money to buy them. Then he had an idea. Nicholas was very good at making things. "Yes," he thought. "I'll set to work and make some gifts for these children."

Nicholas worked hard, for he hadn't much time. "Only a few weeks until Christmas," he thought. He hammered and chiselled away in his workshop making toy trains,


dolls and little horses. When it was almost Christmas he gathered up the toys and set off for the homes of the poor children. He didn't want anyone to know who had made the toys so he delivered them secretly, slipping them quietly through open windows or leaving them on doorsteps.

What happiness Nicholas brought to those children that Christmas! Nicholas continued to make toys for poor children every Christmas, but he always delivered the toys in secret.

Jesus said that when we do something for others, we shouldn't boast about how good we are, or expect a reward. That's why Nicholas didn't tell anyone who had made the toys. Nicholas could have forgotten about the poor children because he was so busy organising things to do with the church. But he didn't. He wanted to help. That's really being a servant.

Activity

Make finger puppets to tell the story of the donkey that helped Jesus. Back cut-outs with card and cut holes for fingers to poke through. Fingers act as the puppet's legs.



God is a Servant

Week 3

It's not always easy.

God wants us to be willing to help others, even at times when we would rather please ourselves.

Bible references

Luke 18:10-28 Jesus healed a crippled woman.

Isaiah 1:19 Be willing and obedient.

Galatians 6:2 Help to carry one another's burdens.

Puppet sketch 1: Time for work and time for play

Betty:

Guess what Billy! I've got a new toy. Do you want to come over to my house and see it?

Billy:

Wow, Betty. That's fantastic. I'd love to! I'll just check with Mum...

...Mum, can I go over to Betty's house and see her new toy?

Mum:

Well Billy, I did ask you to clean your room when you came home from school...and don't forget to hang up your clothes. I need that job done before you go.

Billy:

But Mum, by the time I've done all that, there won't be any time left to play before dinner!

Mum:

Sorry Billy. You should have thought of that earlier.

Discussion

- Why was it difficult for Billy to be willing and helpful?
- Think about times when you have wanted to do something special, but jobs needed to be done first.
- What if Mum asks you to do a job when a favourite T.V. program is on, or when it is your time to play? Would that be difficult?

Puppet sketch 2: Helping a friend

Teacher:

Billy, would you be kind enough to stay back with Ben for five minutes at lunch time to help him with his spelling?

Ring, ring. (lunch bell)

Billy's Friends: (after teacher has left the room)

Come on Billy. You don't want to stay and help him. He's not one of our friends. He started a fight with Tim yesterday. If you're going to help Ben, then you can't be one of our friends!

Discussion

Why was it difficult this time for Billy to be helpful?

It wasn't always easy for Jesus to help people. There were some people who would try to stop Jesus from helping others. They were the Pharisees. Once they told Jesus that He shouldn't be helping a person because it was God's day, Sunday. Do you think we should help people on Sundays?

Bible Lesson: Jesus heals a crippled woman

There was a lady who could not stand up straight. She had a sore back and could only walk bending over. One day Jesus came to her town. When Jesus saw her He told her to come to Him. He put His hands on her and said, "You are now healed."

Straight away she stood up. She was not bent over any more. She was so happy. She gave thanks to God.

There were some leaders of God's people who made sure that everyone obeyed the rules of the Scriptures. They thought that obeying rules was more important than loving people. In fact they made up extra rules.

They saw that Jesus had healed the woman. They talked among themselves and said to Jesus, "You are breaking the law! The law says that you must not work on Saturdays." (Saturday was a special day called the Sabbath).

"By healing this woman, you are doing work, and that is not allowed."

Jesus said to them, "Don't you feed your animals and give your animals water to drink on Saturday? Isn't that work too?"

They knew that Jesus was right and they left Jesus.

All the other people who saw Jesus heal the woman were excited about the wonderful things that Jesus was doing. They knew that it was by the power of God.

Activity: 'helping hands'

Make some hand prints. Use sponges saturated in paint for stamp pads. Print hands on to paper. If you find this too messy, draw around hands and colour in.

God is a Servant

Week 4

Give what you have to help others.

God wants us to be generous servants.

Bible references

Matthew 25:35-40 For I was hungry and you gave me something to eat. I was thirsty and you gave me something to drink. I was a stranger and you invited me into your house. I needed clothes and you gave me clothes. I was sick and you looked after me. I was in prison and you came to visit me.'

Mark 12:41-44 The story of the widow's offering

Introduction

Ask the children to tell you about a favourite gift they have been given for a birthday or for Christmas.

Are there times when people receive gifts and it is not Christmas or their birthday? (For example, Fijians give mats, baskets, *tabua*; Indians give sweets, jewellery; all cultures give money, food and flowers when there is a funeral.)

Why do people give gifts? (Because they love the person they are giving to; because they want to say thank you; because they want to help a person; because they want to say sorry.)

Definition: Generosity

When we give to someone it is being generous. It means that we are happy to give our time to help others, to share the things we have, or to give money.

Ask the children to answer Yes or No:

- Vili shared his lunch with Jone because Jone had no lunch. Was he being generous?
- Mere wouldn't let Litia play with her new toy. Was she being generous?
- Mum and Dad put aside some of their money each week to give to the church. Is this being generous?
- A poor man came to the door and asked for some food. You told him to go away and you shut the door. Is this being generous?

Discussion

What generous things can we do for our families?

How can we give our time to help others?

How can we share the things we have?

In many countries of the world people do not have enough food to eat. Children are very hungry every day. In countries where there is enough food there are groups who collect money to buy food for those who don't have enough.

Bible Lesson: Helping others is serving Jesus

Jesus wants us to be generous. Jesus once said to his disciples:

“When I was hungry, you gave me something to eat. When I was thirsty you gave me something to drink. When I was a stranger, you invited me into your house. When I needed clothes and you gave me clothes. When I was sick and you looked after me. When I was in prison and you came to visit me.’

This puzzled the disciples. They asked Jesus:

“Lord, when did we see you hungry and feed you, or thirsty and give you something to drink? When did we see you as a stranger and invite you in? And when did we see you in need of clothes and clothe you? When did we see that you were sick and help you? And when did we see you in prison and visit you?”

Jesus answered, “Truly I tell you, if you do these things for people in need, then it is as if you have helped me.”

Discussion:

What if you don't have much to give?

God wants us to be generous servants and give what we have.

Let's think about a family that has only enough food to last until the end of the week.

They have no more money to buy food once the food has run out.

What could this family do?

(Ask the children for ideas.)

Now just imagine that this family found out that their next-door neighbour had no food at all. What should this family do? Think about this but don't give an answer just yet. Listen to this story first.

Bible Lesson: The poor widow's offering

One day Jesus was with his disciples at the temple. The temple was like a church building in the time of Jesus. Jesus wanted to teach the disciples about giving.

He said to his friends, “See the people passing by the offering box? Some people are putting in lots of money. You can see that they are rich by the way they are dressed. It is good that they are giving money. But see this lady coming now? She is not dressed in beautiful clothes. Her clothes are very old. This lady's husband has died. She does not have a husband to earn money. This lady hardly has enough money to buy food. But did you notice that she put two small coins into the offering? She gave more to God than all the rich people, even though the rich people put in lots of money.”

The disciples thought about this. “How can two small coins be worth more than the large amounts of money the rich people put in?” they thought.

Then Jesus explained. “The rich people gave God what they could easily afford. They still had a lot of money for themselves after giving to God. But the poor lady gave everything she had. She kept nothing back for herself. That’s why she gave the biggest gift of all.”



Discussion:

Now let’s answer our earlier question about the family who didn’t have much food. Should they give food to their neighbour who had no food? What do you think God would want the family to do? What could God do for both families?

What can children give to Jesus?

Children usually don’t have money to give, unless their parents give them money. But children can give other things to God.


1. Helping others and being kind to others
- Remember what Jesus said about helping someone in need? (Mat 25:35)
2. Sharing what we have with others – our toys, our pencils, and our food
 3. Giving our time to God.
 4. Singing and praying to God.
- God loves it when we talk to him.
5. Doing what God wants us to do.
- This is a wonderful gift to God.

Activity

Draw a picture of how you can give to God.

Year 2

God is Protector 3 Weeks



Outcomes

At the completion of this module students will understand that:

- We can trust in God to keep us safe physically and spiritually
- Although there are times when Christians face tragedy and calamity, the times when God rescues us from danger and calamity are too many to count.
- God tells us to trust in Him at all times. When we do trust and obey him, he shows us the right path to travel on, and shows us the paths that are not for us to take.

Related classroom topics for Science, Social Studies and Health:

Animal protective mechanisms; how animals protect themselves

Link between “God is Protector” and classroom topics:

Students can look to the creation and see how God has created animals with self-protective mechanisms and design features such as camouflage.

Values:

Responsibility; Safety and security; Peace; Faith; Trust; Obedience to truth

God is Protector

Week 1

Don't be afraid to obey God.

God helps us in times of trouble.

Bible references

Daniel 3 Shadrach, Meshach and Abednego

Psalm 37:39-40 The Lord protects the righteous in times of trouble.

Psalm 91 God will put His angels in charge of you to protect you wherever you go.
(GNB)

Introduction

Think of times when it might be difficult to obey God.

EXAMPLE:

Your friends are doing something you know is wrong. They want you to join in. If you don't, they will tease you.

Bible Lesson: The Fiery Furnace

Shadrach, Meshach and Abednego were friends of Daniel. Tell the story of their protection in the fiery furnace or read the following:

There was a time when God's people, the Israelites, were ruled by the king of Babylon. One day the king set up a huge gold statue. He told everyone that they must bow down and worship whenever special music was played.

He said, "If you don't bow down when the music plays then you will be thrown into a big fire."

There were three men, Shadrach, Meshach and Abednego, who worshiped the true God and knew that they must never bow down to a statue. They heard the music but they did not bow down. Someone told the king.

The king called Shadrach, Meshach and Abednego and said that they must bow down and worship the statue.

The three men said, "We will never worship a statue."

The king was very angry and told his servants to make a very hot fire. They threw Shadrach, Meshach and Abednego into the fire.

But suddenly there were four men in the fire. They were all walking around in the fire and not burning up.

"Come out," called the king.

The king could see that the three men were not burned. Their clothes did not even smell like smoke.


The king knew that the true God had saved them. Shadrach, Meshach and Abednego knew that the fourth man in the fire was the son of God, protecting them.

Shadrach, Meshach and Abednego only worshipped the true God. They would not bow down to statues, even though they knew they would be punished. They would only obey God. God was watching over the three men. He knew that these men loved and obeyed Him. He protected them in the fire. Jesus was with them to keep them from harm. Even though they were in the middle of the flames, they were not hurt.



Art/Craft: Paper collage

1. Prepare background: Cut out flames from orange, red and yellow paper. Stick the flames on to the background sheet.
2. Prepare cut-out figures as shown and stick on to the background.
3. Add captions.



God is Protector

Week 2

God keeps us safe.

God is our Father who protects those who love and obey Him.

Bible references

Daniel 6 Only God could save Daniel from the lions.

Psalm 4:8; Psalm 23 God will keep me safe.

Psalm 46 God is with us.

Bible Lesson: Daniel in the lion's den

Daniel was a friend of Shadrach, Meshach and Abednego. He loved God too. God blessed Daniel and made him very wise. Daniel helped the king with his wisdom, and the king wanted to make Daniel a ruler. But the other wise men in the land were jealous and wanted to find something about Daniel that the king would not like. But Daniel was a good man and it was hard for them to find anything bad about him. So they made a plan.

They went to the king and said, "Let's make a new law. Let's make a law that says everyone must bow down and pray to you. If they don't, we'll throw them into the den of lions."

Now the king liked the idea of everyone bowing down to him, so he made the new law. When Daniel heard about the law he would not bow down to the king. He knelt down and prayed to the true God instead.

The wicked men knew that Daniel would do this. They saw him praying one day and told the king.

"We will have to throw Daniel to the lions," they said.

The king was very sorry because he liked Daniel. But he had made the law and could not change it.

That night Daniel was thrown into the lion's den.

The king got up early the next morning and ran to the lion's den. He hoped that Daniel's God had saved him.

"Daniel, are you still alive?" he called.

"Yes," said Daniel. "God sent an angel to close the mouths of the lions. The lions did not hurt me."

Discussion


How do we know that Daniel loved God?

How do we know that Daniel obeyed God?

Do you think that Daniel would have been afraid?

Do you think Daniel would have asked God to help him?

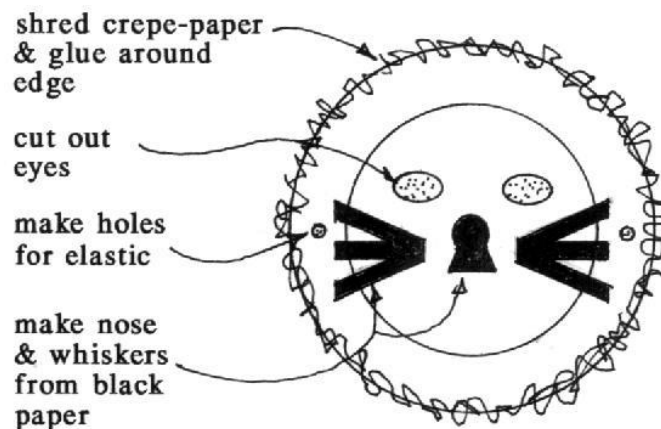
How did God take special care of Daniel?
What are some of the things you have been afraid of?
What should we do when we are afraid?



Art/Craft

Make some props to be used in dramatizing the story.

1. Lion masks from paper plates.
2. A king's crown.
3. A scroll containing the king's orders: 'Everyone must bow down to me.'



God is Protector

Week 3

God helps us when we are afraid.

Do not be afraid.

Bible references

Luke 8:23 –27 Jesus protected His disciples in the storm.

Psalm 27:1 The Lord protects me from all danger. I will never be afraid. (GNB)

Discussion/activity

Think about times when you have been afraid. What should we do when we are afraid?

Draw a picture to show a time when God has protected you.

Write a sentence about your drawing. (*See activity sheet 11*)

Bible Lesson: Jesus calms the storm

Jesus had twelve special friends. Some of them were in a boat with Jesus.

Then a big storm came. There was lots of rain. There was lots of wind.

The boat went up and down.

"Help us! Help us!" said the friends.

"Do not worry," said Jesus. "I will help you. I will look after you."

Jesus stood up in the boat.

"Peace," he said.

The rain stopped. The wind stopped. The boat did not go up and down. They were safe.

"How can Jesus stop a storm?" said the friends. "He must be very special."

Did you know that Jesus is God's Son? He can look after you.

Discussion

Why were the disciples in danger? What could have happened?

Would you have been afraid?

What did Jesus say to the disciples when they were afraid?

What would you do if you felt that you were in danger?

Act it out

Divide into two groups. One group can create the sound effects of the storm.

EXAMPLES:

Use mouth sounds for wind; pat knees rapidly for rain; crash saucepan lids or use wooden spoon on baking dish for thunder.

The second group huddle together on the floor as if they are in a small boat.
What do you do as the water starts to pour into the boat? (*bail out the water*)
What do you need to do to the sails? (*pull on the rigging*)
What about the anchor? (*throw it over the side*)

Someone wakes Jesus who is sleeping in the boat. Jesus stands and tells the storm to be still. All is quiet.

Activity


Divide up the events of the story.

Give each child a piece of paper.

Ask children to choose one event in the story and illustrate it.

Put the pages together in sequence to make a book.

Teacher can add captions to make a class reading book.



Year 2

God is Truth 3 Weeks



Outcomes

At the completion of this module students will understand:

- The importance of honesty in what we say
- Just as God keeps his promises to us, he expects us to keep promises to other people.

Related classroom topics for Science, Social Studies and Health:

Light and colour; making promises and keeping our word

Link between “God is Truth” and classroom topics:

The key story for this unit is the promise given by God to Noah that He would never flood the whole world again. The sign of His promise was the rainbow. The rainbow is a sign of God’s promise to us, that God keeps His word. He keeps His word because He is truth. God wants us to be faithful and true to our word as well.

Values:

honesty, fairness and respect for truth and justice; integrity

God is Truth

Week 1

Be true to your word.

God is faithful and true to His word. He wants us to keep every promise that we make.

Bible references

Matthew 21:28-32 The parable of two sons in the vineyard

Psalms 119:86 All God's commandments are faithful.

Proverbs 30:5 God keeps every promise He makes. (GNB)

Definition

What is a promise?

A promise is doing the thing that you say you will do.

A promise is keeping your word.

Discussion

People make promises every day. What are some of them?

What promises do parents make to children?

What promises do children make to parents?

What promises do we make to our friends?

How do you feel when someone breaks a promise?

Would you trust that person again?

People often break promises, but God doesn't. That is why we can always trust Him. If God says something in His word, then we can believe it. The Bible says that God is faithful. This means that He keeps all His promises. We can depend on Him.

God wants us to be faithful too.

What does it mean when someone says, 'I can depend on you'?

Think about friends...

How can you be a faithful friend?

(Sharing, praying, playing, helping, showing kindness)

What promises might you make to your friend? (e.g. "I will come to your birthday party.")

How would your friend feel if you didn't keep your promise?

Bible Lesson: A father asks his two sons for help

Jesus told this story to teach us about keeping our word. When we say something, then we should do what we say. If we don't, it is being dishonest.

Here is the story that Jesus told.

Once there was a man who owned a vineyard. The man had two sons. In Israel, the land of the Bible, grapes grew very well, and many people grew grapes. A grape farm is called a vineyard.

Our story begins in the busiest time of the year for the farmers. It was the season to pick the grapes and there was much work to be done. The farmer in our story was extremely busy. He had too much work to do. There were so many grapes to pick.

“I will ask my two sons to help,” he thought to himself.

So he went off to look for his sons. First, he found the older son.

“Son,” he said “Would you please help me to pick the grapes? I have so much work to do.”

The older son thought about this for a moment.

“No, I’m sorry Dad,” said the older son. “I can’t help to pick the grapes today.”
The father went away to find his younger son to see if he could help.

Jesus didn’t tell us why the older son said he could not help. Maybe he had too much of his own work to do. Maybe he just didn’t want to help.

The older son started thinking. Perhaps he felt sorry that he had said ‘no’. He decided that he would go to the vineyard after all and help.

Meanwhile the father was looking for his younger son. He saw him and went up to him.

“Son, would you please help me to pick the grapes?” he asked. “I have so much work to do.”

“Yes,” said the son. “I will go and help pick the grapes.”

“Thank you,” said the father. “I am very happy that you can help me.”

After about a while the father went to the vineyard to see how his workers were going.

He expected to see his younger son working in the vineyard. He was the son who had said ‘yes’ to helping him with the work.

But what a surprise! The younger son was not there. But the older son was there!

The father was happy that the older son had been able to help after all, but sad that the younger son had not kept his word.

“At least the younger son could have told me if he had something important to do,” he thought.

When Jesus had finished telling the story he asked his disciples, “Which son did what the father wanted?”

The disciples answered, “The first son.”

“That’s right,” said Jesus. “The one who said ‘no’ but later changed his mind and actually went to help.

Discussion

Jesus wanted to show the disciples that the father in the story is like God our father. When God calls us to work for him, we could say ‘yes’ or ‘no’. If we say ‘yes’ to Jesus, then he expects us to do as we say. Jesus wants us to stay with him and never leave him.

How would Jesus feel if someone said to him, ‘yes, I will follow you’, but then decided not to?

What if someone said ‘no’ to Jesus the first time they heard about him? Would Jesus let them follow him later on if they changed their mind and said ‘yes’?

God also wants us to keep our word when we make promises to other people. If we say ‘yes’ then we should do it. If we really can’t for some good reason, then we should apologize to the person we said ‘yes’ to, explaining that we can no longer do whatever we said we could do. This is being honest.

Activity: Make a promise box

Decorate the outside of the box. Promises can be prepared on strips of paper and placed in the box.


Close your eyes and select a promise from the box. You can choose a new promise every day of the week, or ask someone else to choose one.

Examples of promises:

- God loved us so much that he sent his Son, Jesus. (John 3:16)
- If we tell God that we have done wrong things, He will forgive us. (1 John 1:9)
- Ask God, and you will receive. (Luke 11:9)
- God will protect you. He puts angels in charge of you. (Psalm 91:11)
- God loves us so much that He calls us his children. (1 John 3:1)
- Jesus is coming back. (Acts 1:10)
- The Lord is my shepherd. (Psalm 23:1)

Exercise:

Make a promise to your Mum or Dad today. Keep the promise for a whole week.



God is Truth

Week 2

God is true to His word

God promised the world a Saviour from long ago, and he kept that promise.

Bible references

Genesis 9:8-17 The rainbow: a sign of a promise.

John 3:16 God loved us so much that He sent His Son.

Psalm 33:4 God is faithful.

Revision

What is a promise?

A promise is doing the thing that you say you will do.

A promise is keeping your word.

Bible Lesson: Noah and the Great Flood

God looked at the world that He had made. People did bad things. It made Him sad.

"I will send lots of rain," He said.

God looked for a good man. There was Noah.

God said to Noah, "Make a big, big boat. I am going to send lots of rain."

"How big?" asked Noah.

God said, "Make it very big. It will be for your family, and two of every kind of animal."

Noah made the boat. It took him a long time. People laughed. "Why are you making a boat?" they laughed. "There will be no flood!"

Noah finished the boat. His family got in. Then God sent two of every kind of animal...

2 dinosaurs... 2 lions... 2 tigers...2 giraffes...2 elephants...2 zebras..... 2 cows...2 dogs....2 cats...

And lots and lots more. God shut the door of the big boat. It began to rain. It rained for forty days and forty nights.

There was a big flood. The bad people were drowned, but Noah and his family and the animals were safe.

They stayed in the boat for one year. Then they all got out on to dry land.

God said, "I will never send such a big flood again. This is my promise. I will send a rainbow." God did send a rainbow. Noah and his family said thank you to God.

Discussion



The rainbow was a sign of God's promise to all people. He would never destroy the world again with a flood, but instead would provide a way for people to be forgiven. God's people, the people of Israel, waited and waited for the promised One who would be able to forgive their sins. Do you know who they were waiting for?

Finally the day came when the promised One was born. His name was Jesus. He was called the Saviour because He would be able to forgive people for the wrong things they did. Now, anyone who wants to do so can make Jesus their Saviour. All we have to do is ask Him.

God has given us two promise signs. The Old Testament promise sign is that of the rainbow. When we see the rainbow we remember that Jesus will come. The New Testament promise sign is the cross, which promises forgiveness to everyone who asks for it.

Art/Craft

Outline a rainbow in pencil. Using permanent marker or oil pastel, write inside the rainbow, 'God keeps all His promises'. Paint with water colours.



God is Truth

Week 3

God keeps all His promises.

God is faithful to His word

Bible references

Genesis 15,17,18 God kept His promise to Abraham.

Numbers 23:19 God doesn't lie.

Discussion

Discuss the meaning of 'trust'.

Which people do we trust?

Why do we trust them?

Can we trust God? Why?

Trusting someone is having faith in that person. We can have faith in God because He always does what He says he will do.

Bible Lesson: God's promise to Abraham

God spoke to Abraham.

"Abraham," He said, I will bless Sarah.

I will send her a baby. I will send her a baby boy."

Abraham laughed. Sarah laughed.

"But Lord," they said, "we are too old!"

"I can do all things," said the Lord. "I will send you a baby boy."

The next year Sarah had a baby boy. Abraham and Sarah were so happy.

"We will call him Isaac", they said.

Abraham had faith in God's word. God gave him a promise. The promise was that he and his wife would have a son even though they were too old to have children. Now that was a hard thing to believe. At first his wife Sarah did not believe it, but Abraham trusted God to make the promise happen, and it did.

Discussion

What is faith?

Faith is depending on God to do what he says He will do. Faith is trusting in God.

Abraham needed faith to believe that God would keep his promise. He needed faith because:

- He and his wife were too old to have children.
- They had already waited a long time for a baby.

The son that was born to Abraham was very special, because many, many years later, Jesus was born into Abraham's family.



Story: The Little Bird

Far away in a country in the north, a mother bird sat on her nest. It was springtime. Soon the eggs would hatch. As the days grew warmer, the eggs cracked open and four baby swallows dried their bodies in the sunshine. As mother bird provided food each day the baby birds became bigger and stronger.

Spring passed and summer arrived. It was time for mother bird to teach the little ones how to fly. By the end of the summer the birds were flying confidently. They loved their home in the north. The sun shone, the grass was green, the flowers bloomed and there was always plenty to eat.

Then autumn came. The young birds saw the leaves on the trees change to beautiful shades of red, gold and brown. Soon the leaves started to fall, turning the ground beneath them into a beautiful carpet of colours. Towards the end of the autumn mother bird called her young ones together to announce some news. She told them that very soon they would be leaving their home in the north. They would be making a long, long journey, with their aunts and uncles and cousins, to a new place in the south, for soon the winter would come. Snow would cover the ground and the icy winds would blow. They must fly to a new place where the air was warm and the sun shone and the grass was green. Soon the birds, along with their aunts and uncles and cousins, set off on their journey. The four young birds flew close to their mother. It would be a long and difficult flight for such young birds.

One little bird started feeling tired. He started to think about his beautiful home in the north. "Surely winter cannot be so bad," he thought. "I do not believe that the new place in the south could possibly be as good as my lovely home in the north." So the little bird left the other birds and flew off in the opposite direction. He had made up his mind to go back.

By the time he reached his old home the snow had already started to fall. He was sorry he hadn't trusted the words of his mother. He went to his old nest in the oak tree. The little nest was filled with snow. "I can't stay here," he thought. The little bird went to visit the squirrels that lived in the hollow of the tree. He spent the winter with the squirrels that kindly looked after him. All winter long he thought about his family. What a happy time they would be having in their beautiful new home in the south. Now he wished he had believed the words of his mother.

Discussion

This story is only make-believe, but it does show us how important it is to believe in the things that are true. Because the little bird had never seen the home in the south, it was difficult for him to believe in it. Some people won't believe in God because they can't see Him. However we can see the things He does. We can see the way that He protects and heals and helps people. We can feel His love. Because of this we can believe that His word is true. We can believe in God's word even though we can't actually see God.

Year 2

God is Lord and King

3 Weeks Christmas



Outcomes

At the completion of this module students will understand that:

- God has a sovereign plan for the whole world, and the coming of Jesus as a baby was a part of this plan
- As a king rules and reigns, God is in charge of His creation
- It was God's plan, after sin entered the world, to send Jesus to us at the right time in history

Related classroom topics for Science, Social Studies and Health:

Countries and continents; Where is Israel on the world map?

Link between "God is Lord and King" and classroom topic:

Discuss with children that God is in control of the whole universe. That is, our world, the sun and the stars. He tells the sun the time to set. He makes the tides because the moon is under His control. (Ps 104:19) Because God is looking after our world, He looks after the people that He made. He sent His son Jesus into the world so that every person in the whole world could have the opportunity of knowing the true God.

Values:

Faith; Truth; Joy; Giving

God is Lord and King

Week 1

Jesus is King.

He did not come to be a ruler of the land, but to live and rule in people's hearts and lives.

Bible references

Matthew 2 Jesus is born as King.

Isaiah 9:6-7 He will govern and reign.

Psalms 66 He rules the earth.

Discussion

Ask the children if they know of any country that has a king or queen. (You might suggest the king of Tonga or the queen of England.)

What makes kings and queens so special? What is their special job? What do we mean when we say that kings and queens '*rule*' over a country?

Long ago, in the days of the Old Testament, a king was promised to the people of Israel. This king would be different from any other king. He would not have a royal throne or wear a royal crown. Yet He would be a King. He would be able to show people the way to God. He would be able to rule in the lives of people who wanted to have Him as their own personal King. This king is Jesus, who God sent to be born as a baby about 2000 years ago.

Bible Lesson: The birth of Jesus

Just after God had made his beautiful perfect world, the two people that God had made decided to disobey God. (Ask the children if they know the names of the people and how they disobeyed God.)

Once this happened, God's world was not perfect any more, but worse than that, God could not walk and talk with the people he had made because God was perfect but his people were not because of sin. Only those who were perfect could walk and talk with God. God was very sad, so he made a plan. One day he would send his Son Jesus to the earth to live among people. He would be born as a baby and when he grew up would die on the cross for people's sin. Those who wanted to ask Jesus to forgive them for their sin and follow him could walk and talk with God.

God had the perfect time for sending his Son Jesus into the world. One day God sent an angel to a young lady called Mary. Mary would become the mother of baby Jesus.

"Do not be afraid," said the angel. God loves you. He is going to give you a very special baby. You will name him Jesus. He will be God's Son."

"Mary was surprised but she believed the angel.

“I will do whatever God wants me to do,” she said.

Mary was going to marry a man called Joseph. They had to go to the town of Bethlehem because the government had asked all people of that area to go to Bethlehem to be counted. It was almost time for baby Jesus to be born. Mary and Joseph travelled to Bethlehem. They did not have cars in those days. They had to walk or go by donkey. When they arrived in Bethlehem all the rooms were full. There was no where to stay. But a kind man who owned an inn, a place where people could stay, let Mary and Joseph stay in a shed at the back for the donkeys. The shed was called a stable. Joseph made a bed for Mary in the straw and that night baby Jesus was born. Mary laid baby Jesus in the animal feeding box called a manger. She wrapped him in cloths that she had brought with her.

That night another angel came to some shepherds who were looking after their sheep outside of Bethlehem.

“Do not be afraid,” said the angel. I am bringing you good news. Today in Bethlehem, God’s Son was born.”

Then the shepherds saw many angels in the sky singing songs of praise to God.

When the angels left, the shepherds hurried off to Bethlehem to find baby Jesus. They found the stable and there was baby Jesus with Joseph and Mary. Then they ran to tell everyone that God’s Son had been born.

There was a special star in the sky that God had put there as a sign that baby Jesus had been born. There were some wise men travelling on camels from the East towards Bethlehem. They saw the star and knew that it was a special sign. It was a sign that a new king had been born.

They followed the star because they wanted to see the new king. It took them a long time to get to Bethlehem. By the time they got there, baby Jesus was already about one year old and Joseph and Mary were living in a house in Bethlehem.

The wise men went to King Herod and asked if he knew about a new born king.

“No,” said King Herod, “but when you find him, please come and tell me where he is so that I can see him too.”

King Herod was a bad king and did not want anyone else to take his place as king. He really wanted to get rid of baby Jesus.

But the wise me, being very wise, knew that they must not tell King Herod where baby Jesus was.

Finally they found Mary, Joseph and baby Jesus. They brought him gifts of gold and beautiful smelling spices and perfume. These were very expensive gifts for a king. Then they went home a different way to keep away from King Herod.

Discussion


How did the wise men know that a new king had been born?
What kind of king did King Herod think Jesus was going to be?
Why can we say that kings and queens have power?
Did Jesus have power?
Why was His power different to the power of other kings?
When Jesus lived on earth, what powerful things did He do?
Can Jesus still do powerful things?

Act it out

Make up a play about the wise men and King Herod. King Herod calls the wise men to him and questions them about the new baby king. The wise men go to visit Jesus and then go home a different way so as to avoid Herod. Make royal robes from pieces of material, jewelled crowns from paper and cellophane, old jewellery/gold chains for extra ornamentation.

Art/Craft

Make a collage of the three kings presenting gifts. Children can use different types of wrapping paper or fabrics for their clothing. Alternative they can draw the kings and create patterned robes using pencils.



God is Lord and King

Week 2

Jesus wants to be King of our lives

Some people want to have Jesus as King of their lives. Some people do not.

Bible references

John 12:12-19 The triumphal entry

John 18:28-38 Jesus on trial for being King

Act it out

One child is chosen to be a king. Some can be the servants. Others can be part of the crowd waiting for the king to arrive. A herald trumpets the king's arrival and the servants roll out a red carpet. The crowd waves and shouts 'long live the king' as the king walks down the red carpet.

Discussion

Why do people get so excited when a king is coming?

Sometimes a red carpet is laid out for the king or queen to walk on. Why would this be done?

Last week we learned about the wise men that travelled a long way bringing gifts to the new born king. Who was the new born king?

When Jesus grew up Jesus did not become king of his country, Israel, but God showed the world that Jesus was king of the whole world. By dying on the cross Jesus made it possible for us to be God's children. For those who follow Jesus, he is our King and we are the people our King rules over. God our King shows us how to live and he looks after us when we ask him to be in charge of our life.

Christmas is a time when we remember that God sent his Son into the world for a special purpose. Easter is a time when we learn what that special purpose was.

When Christians celebrate Easter, it is close to the time when Jewish people, from the land where Jesus lived, celebrate the Feast of Passover. This is the time when the Jews remembered how God saved his people in the time of Moses. It was when God rescued his people by taking them out of Egypt.

When Jesus lived on earth, the families had a big feast to remember the Passover. Jewish families today still celebrate the Passover today.

Bible Lesson: Jesus rides into Jerusalem

In this story we go back in time to when Jesus was on earth. It was the time of the Passover.

People were looking around for Jesus. "Do you think He will come to the Passover in Jerusalem?"

"I don't know. He may not come this year. Some men want to get rid of Him. They don't like what He says about them so they hate Him."

But Jesus and His disciples were just down the road a little way from Jerusalem, at a village called Bethpage.

Jesus stopped and spoke to His disciples.

"Will two of you please go ahead to that village...You will find a donkey tied there with her colt beside her. Untie them and bring them to me. If anyone says anything to you, tell them, 'The Master needs them' and he will let them go at once."

Jesus knew that, long before, a prophet had said, "Tell the city of Zion, 'Look, your king is coming to you. He is humble and rides on a donkey and on a colt, the foal of a donkey."

So the two disciples went ahead and did what Jesus told them to do. They brought the donkey and the colt, threw their cloaks over them. Jesus got up on the donkey.

Crowds of people heard that Jesus was coming. They quickly spread their cloaks on the road. Others cut branches from trees and spread them on the road, too.

"Praise God! Praise God!"

"Hosanna! Hosanna!"

"Blessed is He who comes in the name of the Lord."

"Praise to the Son of David!"

The people shouted loudly to welcome Jesus. Some Pharisees in the crowd heard what the people said, they cried out to Jesus,

"Teacher, tell your disciples to be quiet!"

"I tell you," Jesus said, "that if they keep quiet, the stones themselves will start shouting."

Jesus rode on into Jerusalem and looked around at everything. Then He went out of Jerusalem to Bethany where He and the disciples spent the night.

Discussion:

How did the people show Jesus that they wanted Him as king?

Why did they lay down their coats?

Bible lesson: Jesus Dies as King

It wasn't long after Jesus rode into Jerusalem that some people decided that this king called Jesus was becoming too popular with the crowds. "Maybe they will want Jesus to be king instead of Herod," they thought. They did not understand that Jesus was a different kind of king. He didn't want a throne or a crown or servants. He wanted the kingdom of God to be in people's hearts and lives.

Because Herod's followers were afraid of Jesus becoming too popular, they decided that they must kill Jesus.

"So you say that you are the King of the Jews," said Pilate, the Governor, sarcastically. "My kingdom does not belong to this world," said Jesus. "My kingdom is from another place called Heaven."

"So you are a king!" said Pilate.

"Yes," said Jesus. "I was born into the world to tell people the truth about God's Kingdom. People who listen to me and accept me can belong to this Kingdom."

Pilate did not understand.

"What should I do?" Pilate asked the people in the court.

"Kill Him!" they shouted.

Then Jesus was taken away by the soldiers. They made a thorny crown and put it on Jesus' head. They put a purple robe on Him because purple was the colour for a king. They laughed at Him and said for fun, "Hail, King of the Jews." Then they hit Him across the face.

Finally they nailed him to a cross and placed a sign above His head, 'The King of the Jews'. Someone said, "No. That is not right. It should be, 'This man SAID I am King of the Jews', but seeing that it was already written, they did not change it.

Although most people did not believe that Jesus was the Heavenly King, some did. On the third day Jesus showed the world that He had more power than any other king. He became alive again, and He lives forever as King. Jesus wants to be your King.

Discussion

How do we make Jesus our King?

ASK: (Ask Him into your life; ask for forgiveness)

OBEY: (God tells us in the Bible what He wants us to do)

FOLLOW: (Try to be like Jesus, and never give up being a Christian)



Art/Craft

Make a booklet about King Jesus, or fold a piece of paper into four:

Page 1: Jesus was born as king. (Draw baby Jesus in the stable.)

Page 2: Some people said, "We want King Jesus!" (Draw Jesus riding into Jerusalem)

Page 3: Some people said, "We don't want this king!" (Draw the cross that Jesus died on.)

Page 4: Jesus wants to be King of our hearts and lives. (Draw child reading the Bible.)

God is Lord and King

Week 3

Jesus will return as king and He will reign forever.

Bible references

Acts 1:6-10 Just as Jesus ascended into Heaven, He will return as King.

Psalm 47 God is king of all the earth.

Revelation 4:11 God is worthy to receive honour.

Revelation 5:12-13 Jesus is worthy to receive honour and praise.

Introduction

Think about the word 'forever'.

What does it mean?

Numbers can go on and on forever. We call this infinity.

Things don't last forever, but God's Kingdom does.

Bible Lesson: Jesus goes up to heaven

It was time for Jesus to go back to His Father in Heaven. Jesus took His friends to a hillside and prayed a blessing on them. They would now be carrying out the work that Jesus had done while on earth. The friends had been learning from Jesus for three years. Now it was their turn to teach people about God and to heal people through the power of God.

A cloud came down and hid Jesus. His friends could no longer see Him. The cloud went up into the sky. They stood looking up into the sky for a long time. Then all of a sudden two angels came.

“Why are you still looking up into the sky?” they asked.

“Jesus has gone up to Heaven, but one day He will come back again, in the same way that you saw Him leave.

Although the friends were sad that Jesus was no longer with them, they remembered what He had told them:

“Do not be afraid. Trust in me. I am going to prepare a place for you in Heaven. I will send my Holy Spirit to you to be your helper.”

Discussion

Even though Jesus has gone back to Heaven, His Spirit is still with us. He is always there watching over us and helping us. If we love Jesus, we can live forever with Him.

As the disciples were watching Jesus go up into Heaven, two angels dressed in white appeared. They told the disciples that just as they saw Jesus go up into Heaven, He would come back one day in the same way.

When Jesus does come back, He will be a very powerful King. He will defeat Satan who will be put away forever, never more to do his evil works.

Art/Craft

Make a collage showing Jesus ascending to Heaven and the disciples standing watching. Use cotton wool for the clouds and fabric for clothing.

