



Beacon Education

Supporting Christian schooling worldwide

Sight words

Literacy in the Primary school

- Sounds and sight words
- These are like two wings of an aeroplane.
- They are equally important.
- They should be taught together.



Words have shapes



Sight words

- There are many words in the English language that are more easily recognized by sight than sounds. We teach these as “sight words”.

Examples:

- the
- was
- here
- one

High frequency words

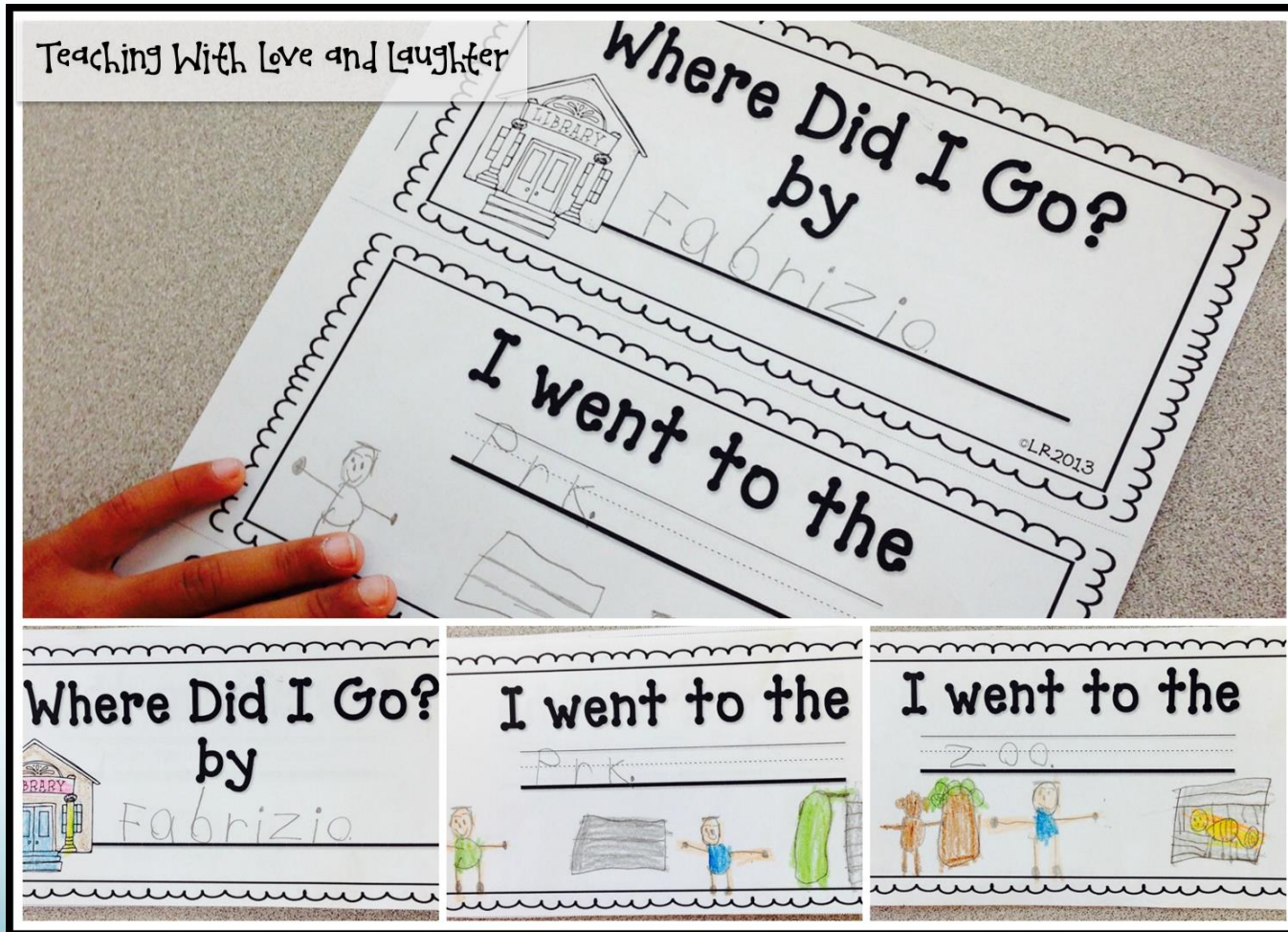
- Dolch was one of the first people to develop a list of the most frequently used words in the English language, (1936)
- Dolch made a list of 220 commonly used words.
- Dolch chose not to use nouns in his list, but suggested that the teacher choose the nouns of most interest to the children, making the list appropriate to all cultures.

How can high frequency words be taught?

For beginner readers:

- Best learned in context of a short sentence.
- Beginner readers need lots of repetition.
- e.g. “Look” and “the”...
- Look at the tree; Look at the dog; Look at the moon.

Books can be made using repeated sentences



Make your own Big Books with repetitive sight words.

Flashcards

- Individual words can be taught using flashcards.
- The student uses the shape of the word to help identify the word.



Activity

- Take a look at the “sentence starters” in the activities folder.

What are the benefits of this activity?

It's a mix and match game.

The part-sentence on the left can be repeated with different endings on the right.

Sentence Starters: Nouns

I like to help

Dad

Come and play with the

dog

We have a

cat

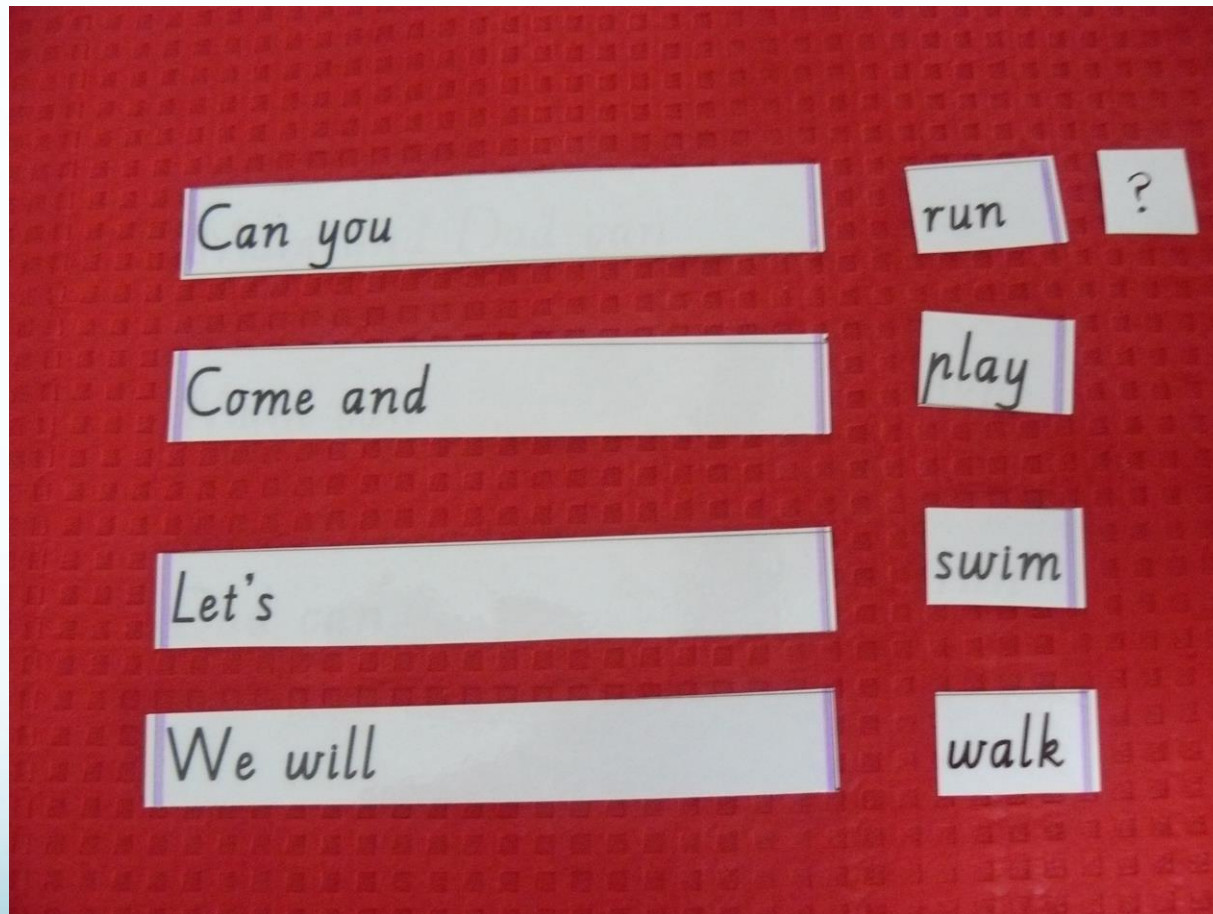
I can make a

duck

Come and look at the

hens

Sentence Starters: Verbs



Repetitive sight words

- Now take a look at the Level 1 stories in the stories folder.

Notice the repetitive sight words. Also notice that the pictures tell us the meaning. Level 1 students do not have to learn the words accompanying the pictures. To know the word by the picture is OK.

Games with sight words

- Sight words can also be learned through games
- When making flash cards for the games, use lower case lettering.

Concentration

and

and

go

go

to

to

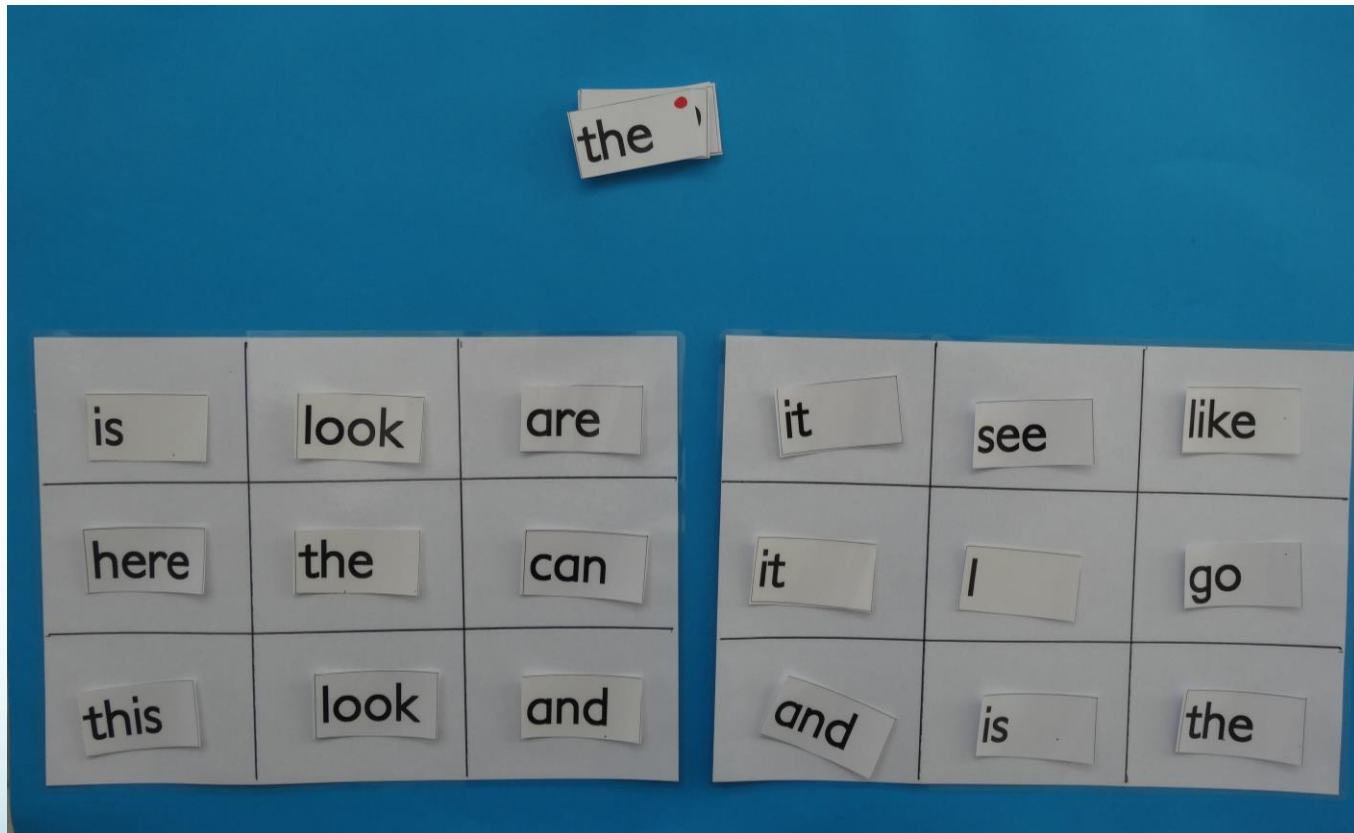
like

like

Concentration



Word Bingo



Walk the line



before

find

come

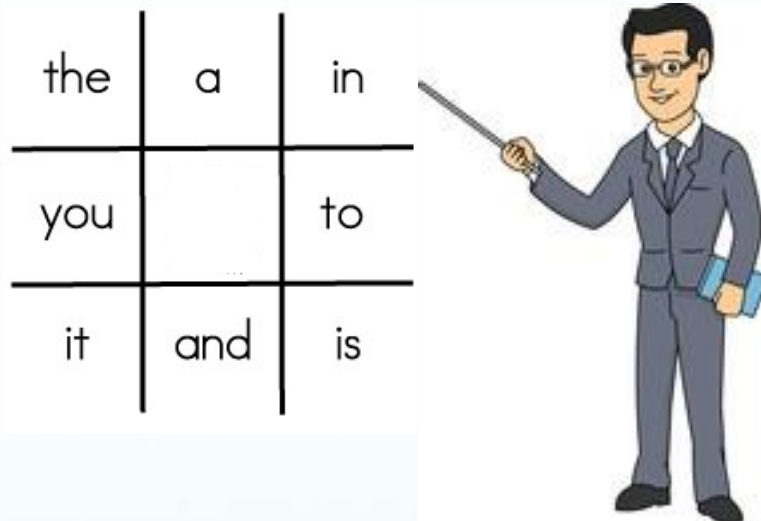
after

want

Lucky Dip



Tic Tac Toe



Point to the words randomly as you say:
Tic Tac Toe, here I go
Where I land I do not know.

Throw the word

A game for two players.

Each player has a set of 5 word cards in their hand. Each player has the same set of words. The first player throws a word on the table and says the word. The other player finds the same word from his hand of cards and throws it on the table, also saying the word.



Frogs in the lily pond

- Frogs in the lily pond

“Frogs in the lily pond jump on ...”



Fly swat game



Reach the treasure

- **Reach the Treasure** (stepping stones)

Set out 5 – 10 flashcards in a line. One by one children have to walk along the line saying the words. There is a “treasure” at the end if they get them all right.



the

and

a

Pass the card

Pass the card (to the tune of row, row, row your boat)

Children sit in a circle and flashcards are passed around to the song:

Pass, pass, pass the card

Pass it round and round

Pass, pass, pass the card and

Put it on the ground (children take turns to say the word on the card in front of them)

Postie

One child is chosen to be the postie. They are given a bag with flashcards inside which represent letter.

The class chant:

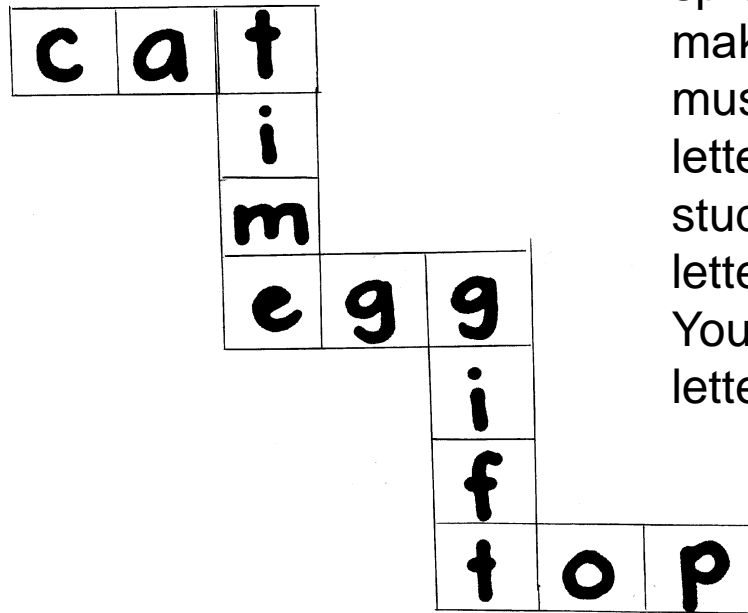
Postie, postie, don't be slow

Bring a letter, go, go, go

While the postie goes round the circle delivering “letters”.



Scrabble



Have alphabet letters on small squares spread out on the table. The first student makes a word, e.g. 'cat'. The second student must make a word beginning with the last letter of that word, e.g. 'time'. The third student makes a word beginning with the last letter of that word and so on. Keep it going. You can score by adding up the number of letters each student puts down.

Sight words for more advanced readers

- Sentence flashcards can be made using Dolch words in sentences, with added nouns.
- Children love to read these if you call it “speed reading”. This will improve fluency.

e.g.

“Here is the man who went to the shop.”

“I would not like a green drink.”

Activity: Take a look at “Sight words in sentences”.
Practice some “speed reading” with your partner.

How to store Dolch word cards

Sets of 15, labelled!



Practice, practice, practice

Even the same text several times!

