

# God is Lord and King Teacher's topic guide Year 1

## Christmas

**Duration: 3 weeks**

### **Spiritual Awareness**

At Christmas we celebrate Jesus who God sent into the world to save us. Through His birth and death, we have eternal life and peace with God. He is our redeemer.

### **Our response to 'God is Lord and King'**

Because God is Lord and King I will...

Ask Jesus to forgive me for my sin

Invite Him to live in my life

Make Jesus Lord of my life

Live with Him forever

Thank Him for what He did on the cross

Thank Him that I am His child

Tell others that they can have eternal life

### **Bible references:**

#### **Bible stories and passages**

Matthew 1:18-25; Luke 2:1-40 – The Birth of Jesus

Matthew 2:1-12 – The Visit of the Magi

Luke 2: 8-20 – The shepherds and the angels

Matthew 1 – Descendants of David through Jesus Christ

Numbers 24:17 – Star of Jacob, Star of David

### **Memory verses**

Luke 2:11 – For unto you is born this day, in the city of David, the Saviour, who is Christ the Lord.

Matthew 1:21 – “Mary will give birth to a son, and you are to give Him the name Jesus, because He will save His people from their sins.”

Isaiah 9:6 – A child is born to us! A Son is given to us! And He will be our ruler. He will be called “Wonderful”, “Counselor”, “Mighty God”, “Eternal Father”, “Prince of Peace”.

Isaiah 26:3 You, Lord, give perfect peace to those who keep their purpose firm and put their trust in you.

### **Social Studies**

Make a study of different countries around the world. Compare the weather in different countries at Christmas time.

Find different countries and continents on the world map.

Do all people of the world celebrate the birth of Jesus at Christmas? Why or why not?

## **Year 1 Values education**

### **God is Lord and King**

#### **Faith and love**

**Faith:** The birth of Jesus Christ tells us that, there's a God who loves us and has a plan for our lives because He made us. When we really believe that the Bible is true, we can say we have faith.

**Love:** The purpose of Christ's birth was for him to come into the world, to grow up in a human family, and later die on the cross, so that He could take the wrong things that we all do.

John 3:16 says, "For God so loved the world, that He gave His only Son, and that whosoever believes in Him shall not die, but have eternal life". This is how much God loves us. He loves us so much that He sent His only Son Jesus. And this is how much Jesus loves us – so much that He was willing to die for us.

What does the Bible say?


Dear friends, if this is how God loved us, then we should love one another. 1  
John 4:11

# God is Lord and King Planning Table

Yr 1	Attribute of God	SS/Science/ Health	Literacy	Maths	Phys.Ed/ Music	Art and home skills	Values
<b>WEEK</b>	<b>God is Lord &amp; King</b>	<b>Christmas; The World map</b>	<b>Read to your children - 20 minutes everyday</b>	<b>Use things to count with, like bottle caps or stones</b>	<b>Songs/ drama:</b>	<b>Prepare paper, paint, coloured pencils, scissors, glue</b>	<b>Faith Love</b>
<b>WK 1</b>	Luke 2 Christmas – The birth of Jesus	Learn about the world map. Show your country and the land of Israel where Jesus was born. Learn place names: e.g. Bethlehem	<b>Level 5 Lessons 7 &amp; 8</b> 'ing' as in jumping 'bl' as in blink; 'br' as in brick 'ng' as in song, thing Sight words – colour words Stories: I can hear I can help	<b>Revision Level Card 17 &amp; 18</b>	<b>Away in a manger</b> Make up a nativity play and act it.	Make a nativity scene.  Prepare costumes for the nativity play.	Why do we celebrate Christmas? What can we do to remind ourselves and others that Jesus was God's son, yet born as a human baby?
<b>WK 2</b>	Luke 2 The Shepherds	Compare life in Bible times with how we live today. Explore food, clothes, houses.	<b>Level 5 Lessons 9 &amp; 10</b> 'cl' as in clap, clip; 'cr' as in crack 'dr' as in drip, drop Sight words – revision Stories: Butterflies Revision of known stories, e.g. "Baby Jesus is born" and "Follow that Star" from Level 2.	<b>Revision Level Card 19</b>	Make up a song that tells of the birth of Jesus.	Make some paper angels.  Make some Christmas cards with special love messages for others.	How can we show love and kindness at Christmas time?
<b>WK 3</b>	Matthew 2 The Wise men	Plan for your upcoming Christmas dinner. Make a shopping list.	<b>Level 5 Lessons 11 &amp; 12</b> Revision of spelling words and sight words Story: Test – The little red hen	<b>Revision Level Card 20 (test)</b>	Put on a concert. Sing, and use some percussion instruments such as rice shakers.	Make Christmas decorations.  Make some food and gifts to give to others.	When we say "We believe in Jesus", what do we really mean?

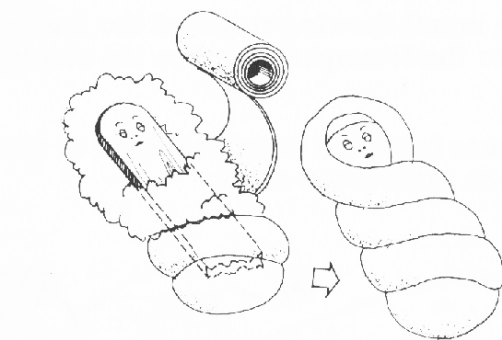
# Christmas Art Year 1

## Cut-out Christmas angels

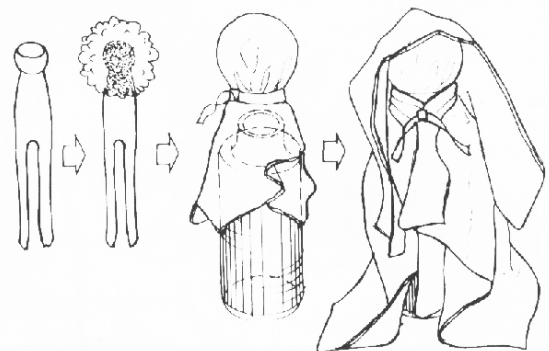


## Nativity scene


Make a nativity scene using plastic bottles dressed up as people. The bottles are dressed with fabric. Clothes pegs are another alternative. Animals for the stable are made from vegetables and toothpicks.



Pop-stick baby.



Clothes-peg figures.




A finished nativity scene.


**Pop-stick nativity scene**



**Tell the story of Jesus birth using stones**



## God is Lord and King Thinking Skills

<p><b>Christmas 1</b></p> <p>Draw a Christmas tree.</p> <p>Now redesign it by using the following steps:</p> <p>B – make one part <b>bigger</b></p> <p>A – <b>add</b> something extra</p> <p>R – <b>replace</b> one part with something else</p>	<p><b>Christmas 2</b></p> <p>Brainstorm 5 ways of helping your family get ready for the Christmas day celebration.</p>
<p><b>Christmas 3</b></p> <p>Use this picture to tell the Christmas story.</p> 	<p><b>Christmas 4</b></p> <p>The answer is</p> <p><b>“the Christmas star”.</b></p> <p>Make up 5 questions.</p>
<p><b>Christmas 5</b></p> <p>Make some new and interesting Christmas decorations for your tree.</p>	<p><b>Christmas 6</b></p> <p>Give 10 different uses for Christmas cards.</p>