

God is a Protector

How animals protect themselves

Spiritual Awareness: God protects us from danger

Before the Fall there was no need for animals to protect themselves. All animals lived in peace and were vegetarian. The world before the Fall had no death, disease or struggle. Today many creatures have equipment used to attack, hurt, trap, kill, or eat others, or to defend themselves. When and how did these things come to be?

Possibility: The design information for defense-attack structures was already present before the Fall, perhaps in latent or masked form. This implies that the Fall was foreknown by God and was allowed to come to expression after the Fall.

Values: Our response to 'God is a Powerful Protector'

- **trust** God and have faith in Him
- **courage**: we have peace, and are not afraid because God is with us
- **confidence** in God as our protector

Outcomes: Students will

- understand that living things have structural mechanisms that help them survive in the environment
- explain animal camouflage mechanisms
- have a knowledge of animals with protective shells or exo-skeletons
- understand ways in which parent animals protect their young
- research animal defense-attack structures

Bible stories and passages

- Genesis chapters 1-2 The Fall was responsible for the need for animals to protect themselves
- Daniel 3 Three men in the fiery furnace.
- 2 Kings 6- Elisha and God's army of angels
- Psalm 23- The Lord is my Shepherd
- Ephesians 6:10-18 The armour of God
- Psalm 91 God keeps us safe.

Bible verses

- Psalm 4:8 When I lie down, I go to sleep in peace; you alone O Lord, keep me perfectly safe. (GNB)
- Psalm 27:1 The Lord is my light and my salvation; I will fear no one. The Lord protects me from all danger; I will never be afraid.
- Isaiah 41:10 Do not fear for I am with you; for I am your God. I will strengthen you and I will help you and I will uphold you with My righteous right hand.
- Isaiah 43:2 When you pass through the waters, I will be with you...When you walk through the fire you will not be scorched.

Key Questions

How do animals protect themselves? Why do animals need to protect themselves?
Why has God designed camouflage?
Did animals need to protect themselves before the Fall? Did bites, stings and camouflage exist before the Fall?
How does God protect us? How does the armour of God protect us? What do angels do?

Activities

a) Defense and attack structures

- List animals that attack, and the way they attack.
- List animals that need to defend themselves, and the way they defend.
- List animals that use camouflage.
- Classify animals according to camouflage markings e.g. spots, stripes
- Match animals to camouflage backgrounds.
- Observe animals that use camouflage e.g. frogs, caterpillars
- Draw animals camouflaged against their backgrounds.
- Make a chart of venomous snakes, spiders or sea creatures.
- Discuss necessary safety precautions to avoid bites and stings.
- Make a study of seashore life and describe outer forms of protection and defense mechanisms, e.g. bi-valves and uni-valves, crustaceans, sea anemones, starfish, sea eggs, barnacles.
- Visit a beach, preferably one that has rock pools.
- Make shell collections, identify and classify

b) Animal parenting

- Observe animal homes and discuss the way they are built to protect the young.
- Classify and name types of animal homes.
- Discuss protective behaviour of parent animals, especially birds at nesting time.
- Differentiate roles of mother and father in particular animal species e.g. compare penguin to other birds.
- Research different birth processes e.g. mammals, marsupials, birds, reptiles, fish.
- Observe animals feeding their offspring.

Assessment

1. Design a wall chart showing your research on the defense or protective mechanisms used by one animal species.
2. What have I learned from the study of animals...
 - about God?
 - about doing what God wants me to do?
 - about the Bible?

Make-your-own books: How animals hide; Crabs; Shellfish; Reptiles

Thinking skills: How animals protect themselves

Values education Year 2

God is Protector

Courage

When we know that God is protecting us, we can have courage to do the things He wants us to do.

Courage is...

- being brave
- doing things that need to be done, even when we would normally be afraid to do these things
- trusting in God's protection as we do the things He asks us to do

Activities

1. What are some things that you need courage to do?
2. Draw a picture and write a sentence about when you had courage.
3. Draw a picture and write a sentence about someone else who showed great courage.

What does the Bible say about courage?

Joshua 1:6-7 Be strong and of good courage.

1 Samuel 17 David had courage to fight Goliath.

Philippians 4:13 I can do everything through Christ who gives me strength.

Matthew 14:22-32 Peter needed courage to walk on water.

Book of Acts - The followers of Jesus had courage to speak about Jesus.

Art Year 2

God is Protector

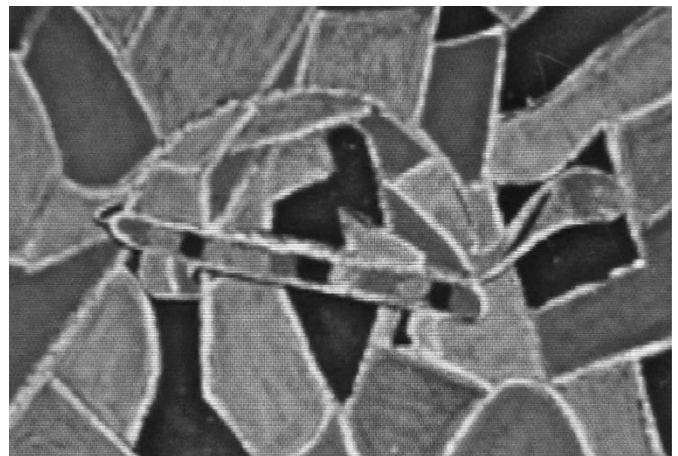


Topic: How animals protect themselves

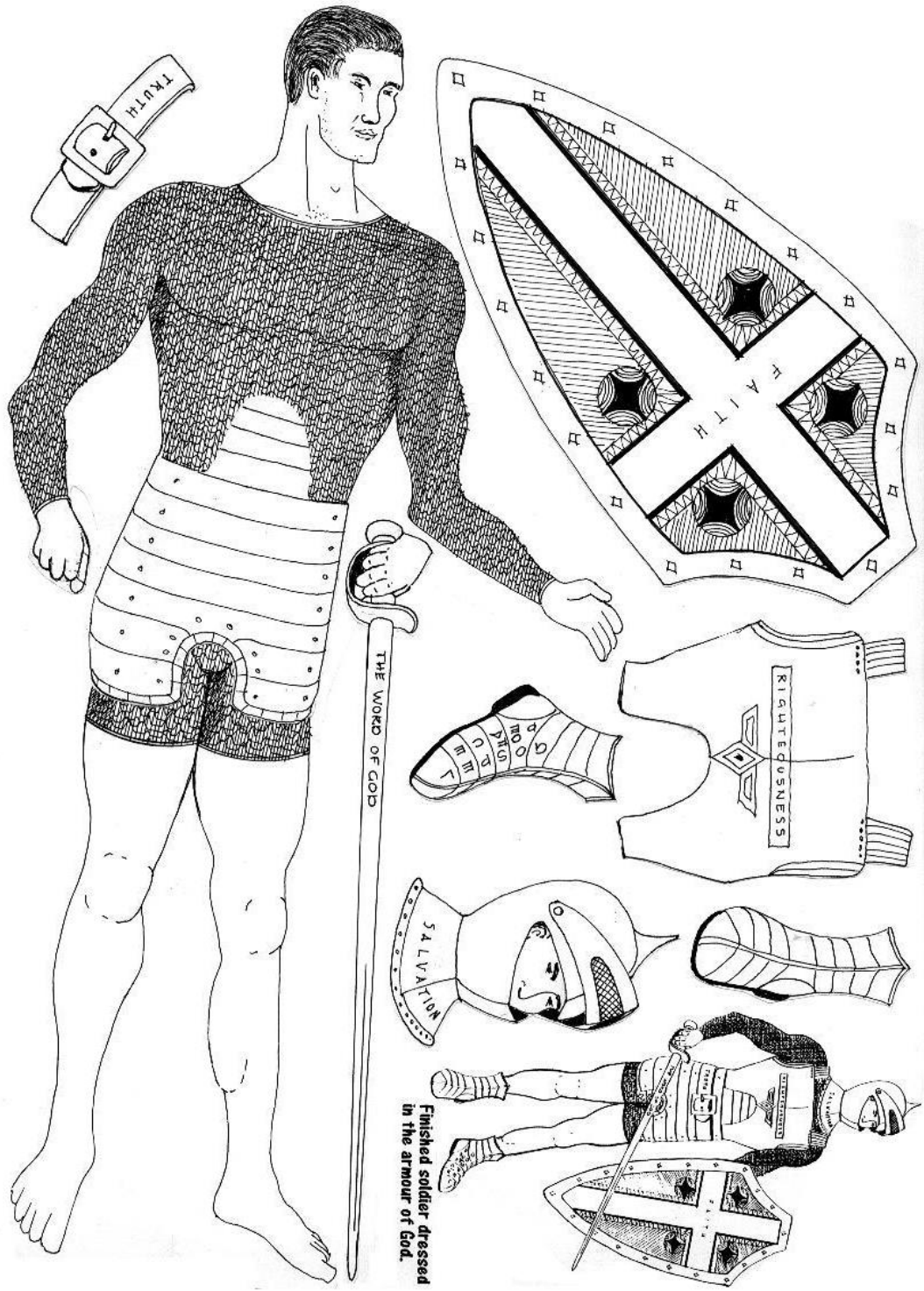
Biblical connection: Before Adam and Eve disobeyed God in the Garden of Eden there was no killing. Animals did not kill other animals, did not have stings, and did not need to protect themselves. Once sin came into the world, so did the nasty things like fighting and killing. Animals had to protect themselves from other animals. God gave camouflage to some, and others defended themselves with their claws, teeth or stings. Some developed special poison sacs. One day in the future, when Jesus comes again, there will be a new Heaven where animals will live once again in peace, with no killing and no need to protect themselves.

Bible art as a wall display: The armour of God – our protection against attack.

Drawing and painting

- Draw and paint camouflage patterns of animals, e.g. tigers, zebras, giraffes, sea creatures
- Draw, paint, and use paper collage to depict animals in camouflage against their backgrounds.





Idea for wall display of the armour of God

Thinking Skills Yr 2 Protector

How animals protect themselves 1

Make a puzzle for someone by drawing an animal that is camouflaged. Make it difficult to pick out the animal from its background.

How animals protect themselves 2

What is the same about a giraffe and a moth? List 5 things.

How animals protect themselves 3

Your friend has been stung by a poisonous sea creature. What will you do?

How animals protect themselves 4

Draw 5 sea creatures that protect themselves with a shell.

How animals protect themselves 5

Draw 5 animals that protect themselves with stings.

How animals protect themselves 6

Draw 5 animals that protect themselves with teeth.