

God is Our Saviour Teacher's Topic Guide Year 6

Topic: Israel and the Middle East

Duration: 3 weeks

Spiritual Awareness: God loves everyone equally

- God's love embraces all cultures. As Christians, we are commanded to love our neighbour. This extends beyond the person living next door. As in the story of the Good Samaritan, kindness to our neighbour may mean showing compassion to someone culturally different.
- The true meaning of 'loving our neighbour' is to show personal interest and appreciation, and to extend God's love to them.

Values: Our response to 'God is Love'

- **kindness, patience and gentleness** towards others
- **compassion** towards those who are hurting or in need
- **friendliness, forgiveness and faithfulness**
- **inclusion** of people from all nationalities and cultural backgrounds

Outcomes: Students will:

- identify some of the countries within the Middle East
- use the world map to locate countries
- research history, geography and culture of Middle Eastern countries
- understand God special plan for Israel in history
- realize that God loves everyone equally and wants everyone to come to know Him through His Son

Bible stories and passages

- Mark 10:13-16 Jesus loves all the children of the world
- Luke 10:27; Matthew 22:39 Love the Lord with all your heart...and your neighbour as yourself.
- Romans 3:19-26 People could not be made right with God by following the law, so God made another way, so that all nations would have opportunity to come to Him.
- Acts 10:34-36 The gospel for all nations
- Acts 16:6-10 Taking the gospel to the nations

Bible verses

- John 3:16 For God so loved the world...
- John 13:34 A new commandment...love one another.
- John 15:13 The greatest love
- 1 John 4:16 God is love.

Activities

- Study the world map. Identify Israel and the neighbouring countries in the Middle East. Identify major seas, rivers and important cities
- Ask the students what they already know about these countries, and what we can learn from the Bible about the history and geography of the Middle East.

- Make a shopping list for a meal you have been asked to prepare that is typical of a country in the Middle East, or prepare a Middle Eastern meal.
- Discuss differences in these lands, past and present, including differences in religion.
- Identify major religions of the countries in the Middle East
- Discuss reasons for constant wars in the Middle East, present day

Special study: Israel

Students will

- Discover God's special purpose for the land of Israel
- Understand that Christianity and Judaism have a common foundation – that we share the Old Testament books of the Bible
- Understand that the first five books of the Bible, written by Moses, together are called the Torah. This is seen as very precious by Jews today.
- Understand some of the history of Israel from Biblical times to present day
- Draw a map of Israel and identify its position in the Middle East Mark some of the Biblical landmarks: Bethlehem, Jerusalem, the Red Sea, the River Jordan, Mt Sinai

Research the following:

- Feasts and festivals, as described in the Bible, (the Christian Education program covers feasts in details)
- The Sabbath
- Every day life in Bible times – food, clothes, houses, education, family, farming, music
- Wars, kings, prophets
- The ark of the Lord
- The temple
- Israelites as slaves
- Geography: rivers, seas, climate, flora, fauna

Special study: Egypt

Students will

- Develop an understanding of Ancient Egyptian culture, including religion.
- Research Biblical accounts of Egypt, e.g. lives of Joseph and Moses
- Understand why God told the Israelites not to worship the gods of the Egyptians
- Compare Ancient Egyptian to modern Egyptian culture.
- Find out what the problems are for Christians in Egypt today.
- Compare cultures/customs, (Ancient and modern).
- Map Egypt's major cities, seas, rivers and surrounding countries.
- Compare a map of Israel and surrounding countries in Biblical times with today.

Research the following:

- Ancient Egyptian writing (hieroglyphics)
- architecture from Ancient Egypt.
- how mummies are prepared
- how the pyramids were built
- farming methods

- customs, dress, jewelry
- religion (gods) and the afterlife
- roles within the Egyptian community

Assessment

1. Students can choose to present information on one country and its culture – either Israel or Egypt.
2. Ask students what they have learned from the study of the Middle East...about God? about doing what God wants us to do? about the Bible?

Biography: Dietrich Bonhoeffer, a Christian who fought to save the Jews in World War 11

Values education God is our Saviour

Cultural understanding and tolerance

God created people differently. He loves all people, regardless of race, religion or ethnicity.

Our response to God is our Saviour

- understand that Jesus died for the whole world, every person of every nation
- recognize that God loves all people equally
- show kindness and consideration to all
- accept and love others

Activities and discussion

1. Compare cultural traditions of two different ethnic groups in the areas of: food, music, art.
2. The word “tolerance” means accepting other people’s differences. When differences have no impact on morals, then we can accept and appreciate these differences. Explain how appreciating foods, art and music of different cultures can have a positive influence.
3. American culture, slavery was accepted from the 17th to the 19th century. Would this be an appropriate aspect of culture for another people group to accept, appreciate and take on?
4. Some countries still practice slavery today. Find out about this.

What does the Bible say about accepting people of different cultures?

- Luke 10:25-38 The Good Samaritan
- John 3:16 God so loved the WHOLE world that He gave His son
- Revelation 7:9 After this I looked, and there before me was a great multitude that no one could count, from **every nation**, tribe, people and language, standing before the throne and before the Lamb. They were wearing white robes and were holding palm branches in their hands.
- Matthew 22:37-39 Love the Lord your God. Love your neighbour as yourself. (Neighbour refers to people of other nationalities)
- John 4:1-26 Jesus and the Samaritan woman.


Art Year 6

God is our Saviour

Israel and the Middle East

Bible wall art caption: For God loved the world so much that He gave His only Son, so that whoever believes in Him should not die, but have everlasting life. John 3:16

Israel



Make a poster showing the significance of the Passover meal.

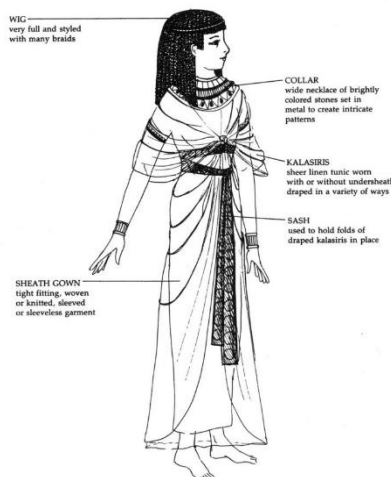
Draw the plate and explain the symbols.

Ancient Egypt


Draw some ancient Egyptian wall art. Include some hieroglyphics.

Make some Egyptian jewelry.

Draw a typical lady of Ancient Egypt showing the fashion of the day.



Thinking Skills

<p style="text-align: center;">Egypt 1</p> <p>List 10 different types of clothing that the Ancient Egyptians would NEVER have worn.</p>	<p style="text-align: center;">Egypt 2</p> <p>Construct a pyramid 12 cm. high using:</p> <p>1 cm. cubes from our maths equipment.</p>
<p style="text-align: center;">Egypt 3</p> <p>Use your imagination. In regard to Ancient Egypt, work out 10 different things that this picture could represent:</p> <div style="text-align: center;"></div>	<p style="text-align: center;">Egypt 4</p> <p>Write an acrostic poem for:</p> <p>E G Y P T</p>
<p style="text-align: center;">Egypt 5</p> <p>Design a new product for the market which combines:</p> <p style="text-align: center;">a piece of Egyptian jewellery and a brick</p>	<p style="text-align: center;">Egypt 6</p> <p>What if the Nile River disappeared from Egypt?</p> <p>Write down 10 possible consequences.</p>