

GOD IS LOVE


Myself

My body

Term 1

God is Love - Myself

Make a book by copying these pages.


<p>Thank you, Jesus for loving me just the way I am! Amen.</p>  <p>... I am ... wonderfully made! Psalm 139:14</p>	<p>All About Me</p> <p>My name is _____</p>
--	--

<p>I am _____ years old.</p> <p>I am _____ tall.</p> <p>I weigh _____.</p> <p>My hair is _____, and my eyes are _____.</p>	<p>This is my handprint.</p>
--	------------------------------

My body

Copy this picture on to a sheet of paper.

Then write the words at the bottom of the page in their correct place on the body you have drawn.




head	arm	chest	foot
hand	leg	neck	stomach

My body

Try drawing another picture like this one. Write the names of the body parts in the correct places.

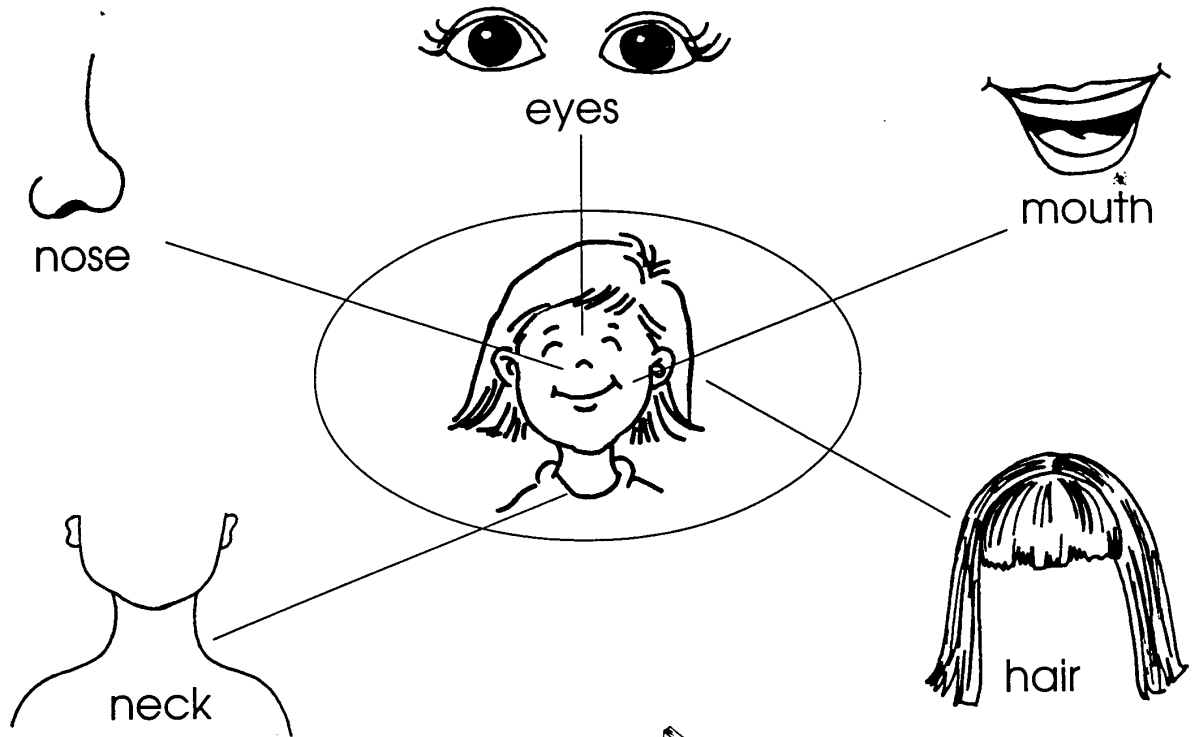
This one is a bit more difficult than the last one!

eye	foot	nose	knee	ankle
head	shoulder	neck	hand	
arm	mouth	elbow	leg	



My face

On a piece of paper, copy the sentences at the bottom left of the page, and write how many of these parts you have on your face. Then draw your own face.



 Draw your face and label it

How many do you have?

I have _____ mouth.

I have _____ nose.

I have _____ ears.

I have _____ eyes.

My hair is

_____ (colour).

My Face

Year 1 God is Love

Poem: Two little eyes

Two little eyes to look to God,
Two little ears to hear His word,
Two little feet to walk in His ways,
Two little lips to sing His praise,
Two little hands to do His will,
And one little heart to love Him still.



God made me.

I am special.



Learn to read the poem with your teacher.

Then copy the two sentences in large print into your book.

The five senses

In your book, copy the sentences 1 to 5, filling in the missing word from the top.

smell see touch hear taste

1. My eyes can _____.



2. My ears can _____.



3. My nose can _____.



4. My mouth can _____.



5. My hands can _____.



Copy these pictures into your book. Write the correct word under each picture. (They are jumbled.)



ear



nose



hand



eye



mouth

Put the correct word next to each sentence.

mouth nose hand eyes ears

1. I hear loud and soft sounds. _____

2. I smell food and flowers. _____

3. I see toys and books. _____

4. I touch soft and hard things. _____




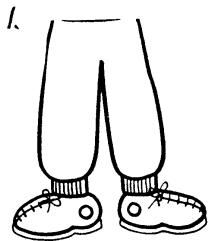

5. I taste sweet and sour foods. _____

Make a book like this one.

<p>My favourites</p>	<p>My favourite game is</p>
<p>My favourite book is</p>	<p>My favourite food is</p>
<p>My favourite colour is</p>	<p>My favourite toy is</p>

We are all different


Copy these drawings and match the right bottoms with the right tops.



Why do these people need love?
Talk about the pictures.



Someone is hurt.



Someone doesn't have food.



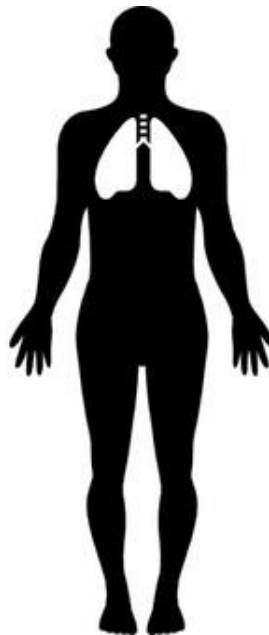

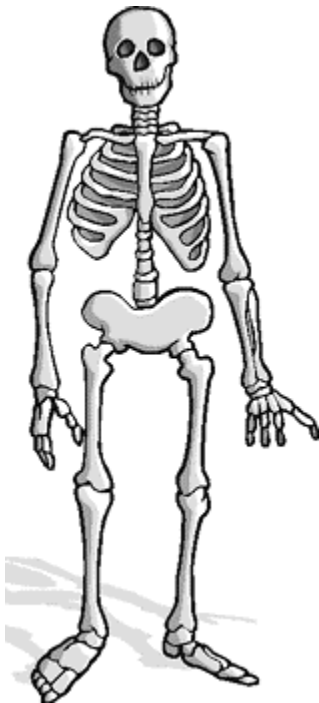
Someone is old and can't walk very well.

My Body

God loves me.
He made every part of me.

(Use the following pages to make a book. Draw a picture on each page.
Use the picture collection below to help you.)

Picture collection



<p>My body</p> <p>1</p>	<p>My body is made of many parts. On the outside I have arms, legs, hands, feet and face.</p> <p>2</p>
<p>My skin is on the outside. It stops me from getting too hot or cold. Skin can mend itself if I get a cut.</p> <p>3</p>	<p>I have bones all over my body. Bones are on the inside. Bones hold up my body.</p> <p>4</p>
<p>Bones are hard and strong. Some bones are big and some bones are small. You can see bones in an X-ray.</p> <p>5</p>	<p>My brain is inside my head. My brain tells my body what to do. The bones around my brain keep it safe.</p> <p>6</p>
<p>I breathe with my lungs. There are two lungs inside my chest. They fill up with air. Bones called ribs keep my lungs safe.</p> <p>7</p>	<p>My heart is inside my chest. It is about the size of my fist. My heart is a pump. It pumps blood through my body.</p> <p>8</p>