

GOD IS PROVIDER



Clothes

Term 1



God is Provider

In your book, or on a sheet of paper, draw two pictures for each of these things that we need.



Basic Needs



1. _____ 2. _____



1. _____ 2. _____




1. _____ 2. _____

Make a copy of this. Choose the right words below and write them in the boxes.

Things I Need




I need



I need



I need



I need

food

shelter

clothes

love

My Clothes

In your book:

Draw a picture of yourself wearing the clothes you like best.

Now write some sentences about your clothes.

Which colours do you like?

When do you wear your best clothes?

What do you wear to school?

What do you wear when you play?


What do you wear to go to sleep?

Where do you keep your clothes?

What happens when your clothes get dirty?



Clothes for hot weather



tee shirt, skirt, hat, sandals, dress, shorts

Write a sentence for each piece of clothing and draw a picture.

I put on my

I put on my

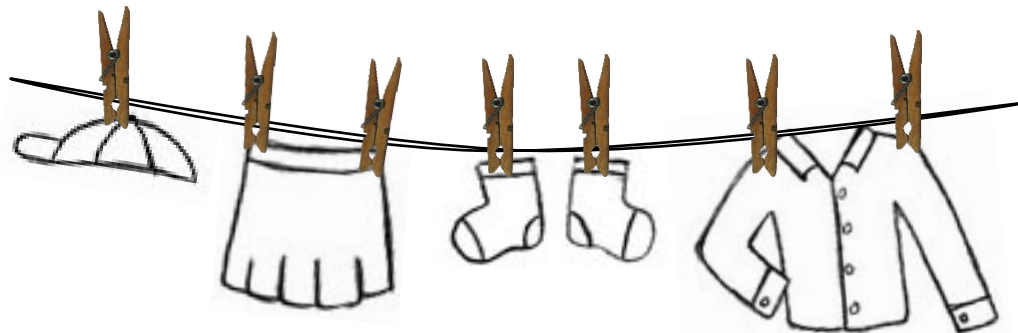
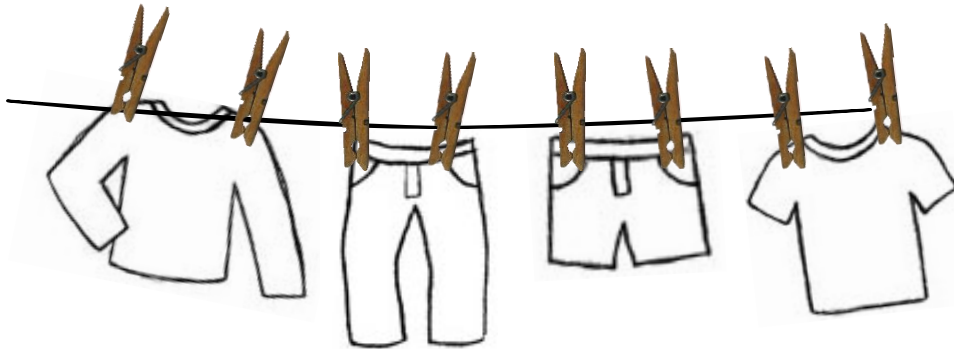
What do people wear in cold countries?

coat, jumper, gloves, scarf, warm hat



Clothes line

Draw a clothes line with different kinds of clothes pegged to the line.



Colour the t-shirt blue.	Colour the socks green.
Colour the skirt pink.	Colour the trousers yellow.
Colour the jumper red.	Colour the shirt purple.
Colour the shorts white.	Colour the cap black.

Colours of clothes


Draw a picture of a boy wearing these clothes:

His shoes are brown.

His shirt is red.

His shorts are blue.

His cap is yellow.




Draw a picture of a girl wearing these clothes.

Her boots are black.

Her dress is purple.

Her jumper is pink.

Her hat is green.



Clothes

Small book

Draw a picture for each page.

Use the picture collection at the end to help you.

Clothes

1

When it is hot I wear cool clothes.

2

When it is cold I wear warm clothes.

3

On school days I wear school clothes.

4

On Saturday I wear my play clothes.

5

On Sunday I wear my best clothes.

6

At night I wear pyjamas.

7

Clothes are made from fibres.

8

<p>Cotton fibres come from cotton plants.</p> <p style="text-align: right;">9</p>	<p>Wool fibres come from sheep's wool.</p> <p style="text-align: right;">10</p>
<p>Some fibres are made from plastic. These are made into synthetic cloth like nylon.</p> <p style="text-align: right;">11</p>	<p>This is how clothes are made: First the fibres are made into thread.</p> <p style="text-align: right;">12</p>
<p>Second, the thread is made into cloth.</p> <p style="text-align: right;">13</p>	<p>Third, the cloth is cut into shapes and put together by sewing.</p> <p style="text-align: right;">14</p>
<p>Jesus said, "Look at the flowers. They do not make clothes for themselves. God gives them clothes." The petals are the clothes. God gives me clothes to wear too.</p> <p style="text-align: right;">15</p>	<p>When I grow out of my clothes Mum gives them to children smaller than myself. Sometimes I wear clothes that others have grown out of.</p> <p style="text-align: right;">16</p>

Clothes

Picture collection

