

# Literacy

## Reading Level 2

[www.beaconmedia.com.au](http://www.beaconmedia.com.au)



Bible Phonics Picture Chart


Aa




Bb



Cc



Dd



Ee



Ff



Gg



Hh



Ii



Jj

















Kk



Ll



<p>Mm</p> 	<p>Nn</p> 	<p>Ss</p> 	<p>Tt</p> 	<p>Yy</p>  <p>Colour the flowers yellow.</p>	<p>Zz</p> 
<p>Oo</p> 	<p>Pp</p> 	<p>Uu</p> 	<p>Vv</p> 	<p>a ant b boat c camel d donkey e every boy and girl f fish</p>	<p>g garden h house i inn j jar k king l lion</p>
<p>Qq</p> 	<p>Rr</p> 	<p>Ww</p> 	<p>Xx</p> 	<p>m money n nets o olive branch p pigs q queen r raven s snake</p>	<p>t treasure u under the fig tree v vine w whale x in six days y yellow flower z Zacccheaus</p>

## Level 2 Lesson 1

*Sounds*

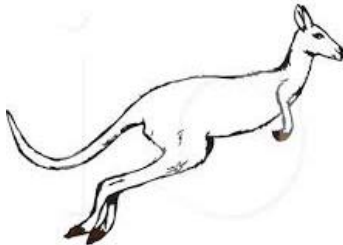
*k for king*



***A rhyme to learn:***

k for King Solomon  
a very wise king.

He chose wisdom and not money,  
Though he could have asked for anything.



***Sight Words Revision***

here is I can

see go the a

this and am like


my come to me

***Sentence***

Finish this sentence. Write it in your book.


**Jesus loves ...**

**Who does Jesus love?**




**Jesus loves my Mum.**

2



**Jesus loves my Dad.**

3







**Jesus loves my sister.**

4



Level 2



Level 2

## Level 2 Lesson 2

### Sounds


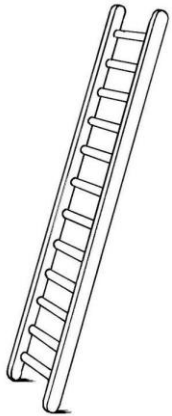
# I for lion

(Daniel 6)




### A rhyme to learn:

I is for lions in the lion's den.  
Daniel was taken there by the king's men.  
But they couldn't eat Daniel if they tried  
Because the Lord was on his side.




### Sight words

Here is the lion.



Here are the lions.




### Sentence

Finish the sentence. Write it in your book:


We are at the ...

**Baby Jesus is born**



**Here is the stable.**

2



**Here is the straw.**

3



**Here is Mary.**

4









**Here is Joseph.**

5




**Here are the shepherds.**

6



**Here are the sheep.**

7



**Here is baby Jesus, fast asleep.**

8

## Level 2 Lesson 3

*Sounds*



*m for money*

in the story of “money from the mouth of a fish” (Matthew 17)

***A rhyme to learn:***




**m** is for money

That was owed to the king

But the friends of Jesus had nothing to bring.

Jesus said, “Go, catch a fish today,

God will provide the money. You just have to pray.”



*Sight words*

Go and see the dog.

Look

look

***Sentence***

Finish the sentence. Write it in your book:


**Look at the ...**





**Go and see baby Jesus!**

5




**Go and see the baby King!**

6



**Here is the baby.**

7



**Here is baby Jesus.**

8

## Level 2 Lesson 4

*Sounds*

*n for nets*



*A rhyme to learn:*

n is for nets


The friends fished all night

But there was not one little fish in sight

Then along came Jesus who said

“Try the other side.”

So the friends saw again how God can provide.



*Sight word*

that

**I like that cat.**

*Sentence*

Write another sentence starting with

**I like that ...**



**Follow that star**

Matthew 2:1-15

1



**Look! A star!**

2





**Follow that star!**

3



**Follow the star  
to see baby Jesus.**

4




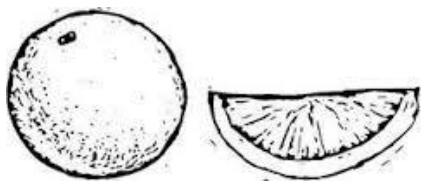
## Level 2 Lesson 5

### Sounds

# *o* for olive branch

#### **A rhyme to learn:**

**o** is for olive branch  
Brought by the dove  
Back to Noah's ark  
After the big, big flood.



### Sight word

help

#### **Sentence**

When do you need help to look for something?

Finish this sentence.

**Mum/Dad can help me to look  
for my ....**




**The lost coin**



**Help! I cannot find my coin.**

2



**1,2,3,4,5,6,7,8,9. I had 10 coins!**

3



**I will look here.**

4

Level 2



**No, it's not here.**

5



**I will look here.**

6



**No, it's not here.**

7



**I will look here ... here it is!**

8

Level 2

## Level 2 Lesson 6

### *Sounds*

*Try sounding out these words:*

b-a-d

b-a-g

c-a-n

d-a-d

f-a-n

h-a-d

h-e-n

l-e-g

d-o-g

### *Sight word*

with

### *Sentence*

What do you do to help at home? Finish this sentence and write it in your book:

**I help with ...**



At my house

1



I help with the washing.

2



I help with the cooking.

3



I help look after my little sister.

Level 2

4



I help with the cleaning.

5



I help with the planting.

6



I help with the dishes.

7



I help with feeding the pets.

Level 2


8

## Level 2 Lesson 7

### Sounds

*p for pig*

in the story of the son who left home and had to work at a pig farm (Luke 15).



### Sight words

yes

no

### A rhyme to learn:

**p** is for pig

in the farmer's yard



Where the younger son had to work very hard

When the son left home the father was sad  
But when the son came back, he was very glad.

### Sentence

Answer these questions in your book with 'yes' or 'no'.

1. Do you like lemons?
2. Do you like pineapple?
3. Do you like bad men?
4. Do you like mud?




**The lost sheep**




**95,96,97,98,99 ...**

2



**I had 100 sheep!**

3



**Where is that sheep?**

4

Level 2



**I will look here.**

5



**Where is that sheep?**

6



**I will look here.**

7



**Here it is!**

8

Level 2



## Level 2 Lesson 8

Sounds

*qu for queen*



**A rhyme to learn:**

**qu** for Queen Esther, so very brave  
She listened to God and always obeyed.




**Sight words**

and are look help with no yes

**Sentence**


Answer the questions in your book.

1. Do you like sharks?
2. Do you like pigs?
3. Do you like spiders?
4. Do you like crabs?
5. Do you like bats?



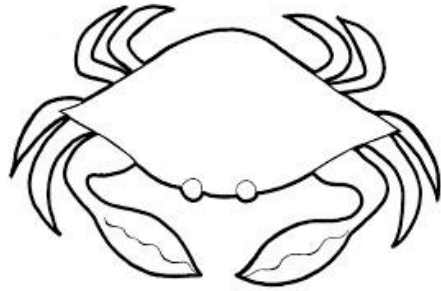
Who lives here in the sea?

1



A shark lives here in the sea.

2



A crab lives here in the sea.


3



Who lives here in this tree?

Level 2

4



A bird lives here in this tree.

5




A bat lives here in this tree.

6



Who lives here in this house?

7



I do!

Level 2

8

## Level 2 Lesson 9

### Sounds

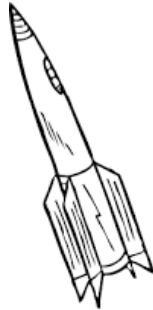
## r for raven

in the story of Elijah who was fed by Ravens (1 Kings 17:1-6).

### A rhyme to learn:

#### r for raven


r is for raven, a black bird like a crow  
It brought food to Elijah  
Many years ago.



Write these words and draw a picture for each one.

man pan ran men pen

mop pop



### Sight words

made

make

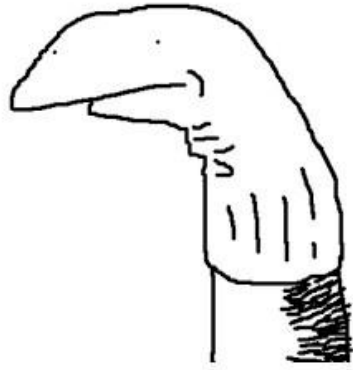
### Sentences

What do you like to make?

I like to make .....

What did you make?

I made a .....




Look what I made.

1




I made dinner with Mum.

2



I made a garden with Dad.

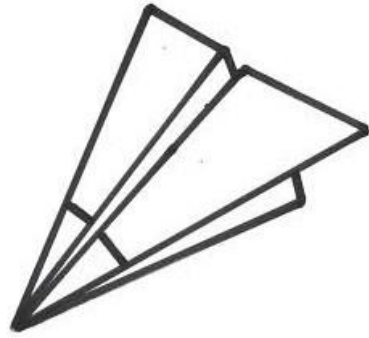
3



I made a tower with my sister.


4

Level 2



I made a plane with my brother.

5



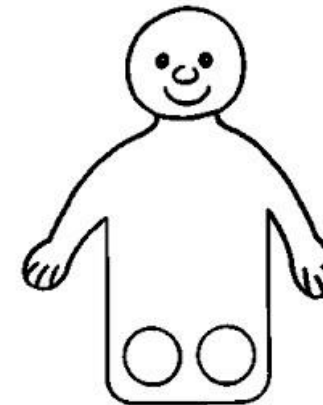
I made a cake with my Grandma.

6



I made a boat with my Grandpa.

7



I made a puppet by myself.

8

Level 2

## Level 2 Lesson 10

Sounds

s for snake



Satan the wicked snake  
Genesis 3

**A rhyme to learn:**


s is for snake

The sneaky snake

Who said to Eve, "Here's some fruit to take."

God had said, "Don't eat from that tree."

Now Adam and Eve were as sad as could be.



*Sight words*

run walk sit jump

play make

**Sentences – Use any word on the right to make an ending for the part-sentence on the left.**

I like to

I can

My dog can

We will

Mum can

Dad can

run

sit

walk

jump

hop

swim

## Level 2 Lesson 11

### Sounds




# t for treasure



### Treasure in Heaven

#### *A rhyme to learn:*

t is for treasure  
More precious than gold  
The Bible is a treasure chest  
For young and old.



### Sight words

*Sentences – Use any word on the right to make an ending for the part-sentence on the left.*

I want to

I will

Come and

Let's

Can you

dig

help

go

play

ride

skip



## Level 2 Lesson 12

### Sounds

*u for under*


in the story of Nathanael who Jesus saw sitting under the fig tree  
(John 1: 40-51)

**Nathanael under the fig tree**

***A rhyme to learn:***

**u is for under**

Under a tree sat a man called Nathanael  
Jesus said, "Follow me."



### Sight words


one two three four five six  
seven eight nine ten

***Sentences – Use any word on the right to make  
an ending for the part-sentence on the left.***

I like  
I can see a  
Look at the  
Do you like the

cats  
cat  
dogs  
dog

Fish alive



One, two, three, four, five

1




Once I caught a fish alive.

2



Six, seven, eight, nine ten

3



Then I let it go again.


Level 2

4



Why did you let it go?

5



Because it bit my finger so.

6



Which finger did it bite?

7



This little finger on my right.

Level 2

8

## Level 2 Lesson 13

### Sounds

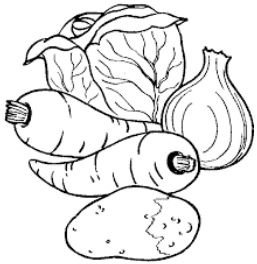
v for vine



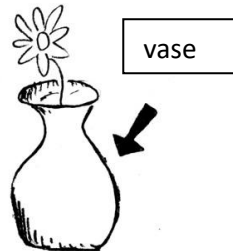
Jesus is the Vine (John 15)

### A rhyme to learn:

v is for vine, Jesus the vine  
We are the branches  
Stay with Jesus and shine.



vegetables



vase


### Sight word

some

I can make a  
Let's see the  
We like  
I like to help  
We will help

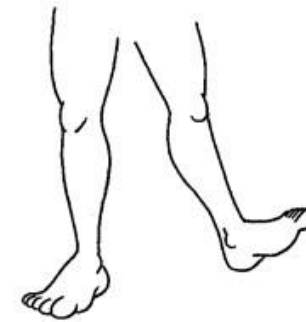
duck  
pig  
hen  
hens  
Mum  
Dad

**Sentences – Use any word on the right to make an ending for the part-sentence on the left.**



**Legs**

1




I have two legs.

2





illustrations of.com #1113700



Some animals have two legs.


3



Some animals have four legs.

Level 2

4



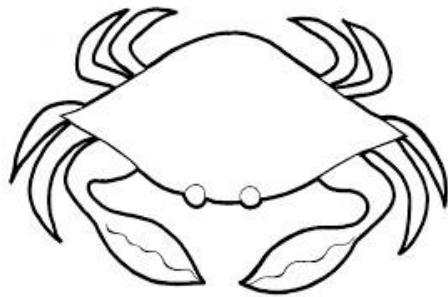
Some animals have six legs.

5



Some animals have eight legs.

6



Some animals have ten legs.

7



Some animals have no legs.

Level 2

8

## Level 2 Lesson 14

*Sounds*



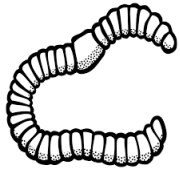
# w for whale

Jonah and the whale

*A rhyme to learn:*

w is for whale, Jonah and the whale -

A true story in the Bible, not a fairy tale



*Sight words*

have

me

*Sentences*


God made me.

I have ..... eyes.

I have ..... ears.

I have .... nose.

I have .... mouth.




**One me**

1



I have two eyes.

2



I have two ears.

3

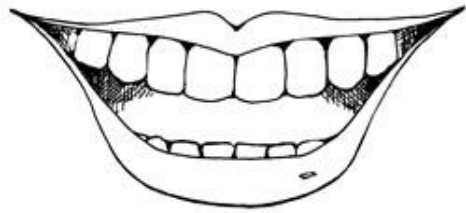


I have one nose.

4

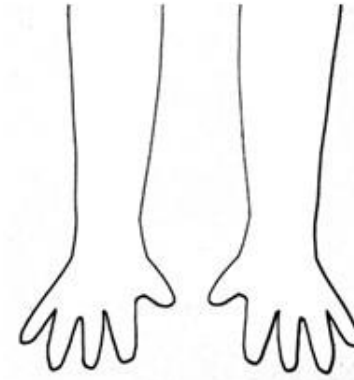
Level 2





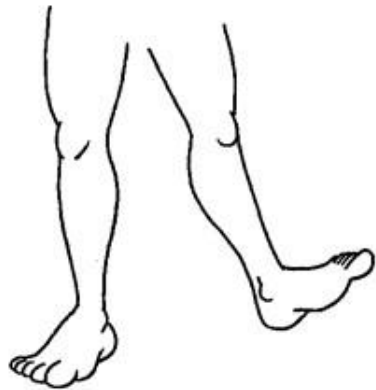
I have one mouth.

5



I have two arms and two hands.

6



I have two legs and two feet.

7



I have one body - me!

8

Level 2

## Level 2 Lesson 15

*Sounds*



**x in six**

God made the world in six days.

***A rhyme to learn:***

x is in six

Six days, it took

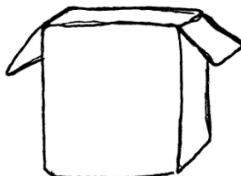
For God to make the world,

It's written in His book.

Xx

at the end of:

6



box



mix

*Sight word*

went

***Sentences***

Copy the part sentence into your book. Write a different ending for each sentence. Draw a picture for each.

I went to the ....

I went to the ....

I went to the ....

## Level 2 Lesson 16

### Part A: Sounds

*y for yellow flower*



God clothes the flowers of the field (Matthew 6)

### Look at the flowers

#### *A rhyme to learn:*

**y** for yellow

Yellow flowers that grow,


But God cares for you

More than the flowers you know.

### Draw a flower and colour it yellow.



yam



yacht

**2025**

year

### Sight words

where

little

### Sentence

Write the answer to this question in your book:

**Where do you live?**

I live .....

## Animal homes




Where is your home little spider?

1



Here in this web.

2



Where is your home little bird?


3



Here in this nest.

4

Level 2



Where is your home little fish?

5



Here in the sea.

6



Where is your home little snail?

7



Here on my back.

8

Level 2

## Level 2 Lesson 17

*Sounds*

# Z for Zacchaeus

in the story of the small man (Luke 19:1-19)

**Zacchaeus**

*A rhyme to learn:*

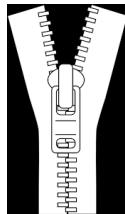

**z for Zacchaeus**

z is for Zacchaeus

Who took money every day


Until he met Jesus

Who said, "This is not the way."



zoo

Sound



ds.

Level 2

big cat dig fit get hop

jug lot pup rat sit tap

van yet wet zip

**Pick 5 words from the list above. Write the words in your book and draw a picture next to each one.**

This page is for the teacher.

## Level 2 Lesson 18

### Test

#### *Part A: Sounds*

Using the alphabet letters chart and randomly test sounds A - Z.

Give a score out of 26 for known sounds.

#### ***Part B: Running Records Reading Test Level 2***

Record each mistake that the student makes (unknown word, wrong word, added word, word left out)

Record the score on the Progress Chart.

**Level 2 test: Where am I?**

**Number of words:** 34

**Words correct:**

**Accuracy rate:** % (1 error = 97%; 2 errors = 94%; 3 errors = 91%; 4 errors = 88%)

**Comments:**

Is there one-to-one correspondence between the words being read and the words in the text? (Child should point to words as he reads, and should be able to get the meaning of some words by looking at the pictures.)

**Comprehension questions:**

1. What can you do in the sea?
2. What do you do in a garden?
3. Why do you go to bed at night?

Level 2 Reading  
Test



Where am I?

1




I am in the sun.

2



I am in the rain.

3



I am in a car.

4

Level 2






I am in a tree

5



I am in the sea.

6



I am in the garden.

7



I am in bed.

Level 2

8

a	b	c	d	e	f
g	h	i	j	k	l
m	n	o	p	qu	r
s	t	u	v	w	x
y	z				