

# Literacy

## Reading Levels 5-6

[www.beaconmedia.com.au](http://www.beaconmedia.com.au)



## Level 5 Lesson 1

### Sounds – 'll'

bell	bill
fell	fill
hell	hill
sell	will
tell	still
well	doll
sell	hull
smell	dull

Write 6 words above. Draw a picture for each.

Write 2 of these sentences and draw a picture for each.

The man went up the hill.

Bill will fill the bag.

Jill will sell the hen.

I got a doll from Mum.

The bell is still on the cat.


Bill will mend his tent.

across

they


after

her




**Swim duck swim.**

1



Swim across the pond.

2



Swim to your babies.


Level 5

3



The babies hide in the nest.  
They see mother duck.

4



The babies come out of the nest.

5



The ducklings walk with mother duck.


6



The ducklings swim with mother duck.

Level 5

7



Mother duck looks after her ducklings.

8

## Level 5 Lesson 2

### Sounds – 'ck'

duck	lock
back	buck
sack	tuck
deck	quick
neck	lick
pick	quick
sick	pack
rock	sock

Write 6 words above. Draw a picture for each

Write 2 of these sentences and draw a picture for each

He has a back pack.

We will pick the best pup.

A duck will not peck.

The man has a bad back.

The bug is on the rock.

The truck has bricks on the back.

### Sight words

swims

looks

walks

## Level 5 Lesson 3

### Part A: Sounds – ‘th’

this	thick
that	thin
than	thank
then	three
them	with

Sentences for the student to read with sounding:

Look at this wet rock.  
I can see Dad with them.  
This is the best cat.  
I like this and I like that.  
He went with them.  
This is thin and this is thick.

### Sight words

Levels 5 & 6

Copy these words into your book. Next to each word number write the correct digit.

nine	seven	three	eight
one	ten	two	four
six	five		

### Sentence

Write the answer the question in your book:

Where do you see ants?

“I see ants .....

# Counting Ants




One, two, three, four

1



I see ants on the floor.

2



Hurry up and shut the door

3



We don't want any more.

4

Level 5



Five, six, seven, eight 5



going up the garden gate. 6



Nine, ten and eleven 7



Four fell off and now there are seven.  
Level 5 8

Carol Warvel 2007, Daniellesplace.com



## Level 5 Lesson 4

### *Sounds – 'sh'*

Write 3 of these words that start with sh.

Write 3 of these words that end with sh.

Draw a picture for each word.

ship	shop
shot	shed
fish	rush
wish	crash
dish	dash
shut	cash
ship	crush
she	brush

Read these sentences.

Copy two sentences and draw a picture for each.

This ship crashed into the rocks.

I wish I had six big bits of ham.

She will crack the nuts.

She went to the shop.

Mum was in a rush.

She went as quick as a flash.

The shop was shut.

### *Sight words*

day


night

light

### *Sentence*

Finish the sentence:

God gave us light to .....




light

1




darkness

2



God made darkness.

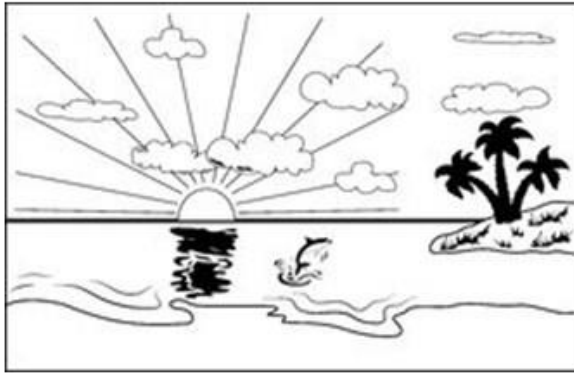
3



God made light.

4

Level 5




God made day.

5



God made night.

6



God made the sun. It is a light.

7



God made the moon. It is a light.

8

Level 5

## Level 5 Lesson 5

### *Sounds – ‘ch’*

Write 4 of these words that start with ch.

Write 2 of these words that end with ch.

Draw a picture for each word.

chick
chip
chop
check
much
such
chin
chat

Read these sentences.

Copy two sentences and draw a picture for each.

She likes fish and chips.

She had such fun.

I do not like this much.

I cannot have a chat with a chick.

### *Sight words*

hide


### *Colour words*

Copy these words into your book. Use coloured pencils to show the right colour for each word.

**blue black green yellow white orange**

### *Sentence*

God gave us light so that we can see colour. I like ..... best.



Hide the baby

1



Here is the bad king.

2



“We must hide the baby,” said Mum.


3



We can make a little boat.


4

Level 5



The baby can hide in the boat on the water.

5



Then the bad king cannot get the baby.

6



Big sister will hide near the water.

7



God will be with her.

Level 5

8

## Level 5 Lesson 6

### Sounds – 'ng'

Write 6 of these words that end with ng.

Draw a picture for each word.

king	wrong
sing	long
ring	sung
bring	lung
song	rung

Read these sentences.

Copy two sentences and draw a picture for each.

We will go if the bell rings.

It is fun to sing a long song.

We can see the wing of the jet.

### Sight words

Jesus

after

love



loves

### Sentence

Write a sentence about a shepherd boy.


**A shepherd boy .....**

## The shepherd boy



David is a shepherd boy.

2



He looks after the sheep.

3




He gives food to the sheep.

4

Level 5





**He gives water to the sheep.**

5



**He gets the sheep if they run off.**

6



**He loves the sheep.**

7



**Jesus loves me like a shepherd.**

8

Level 5

## Level 5 Lesson 7

### *Sounds – 'ing'*

Write 4 of these words in a sentence and draw a picture for each.

jumping
going
running
hopping
doing
helping
walking
making

Read these sentences.

Copy two sentences and draw a picture for each.

The frog is jumping.

The ship is sinking.

We are going to the shops.

The dog is limping.

We are making a cake.

### *Sight word*

hear

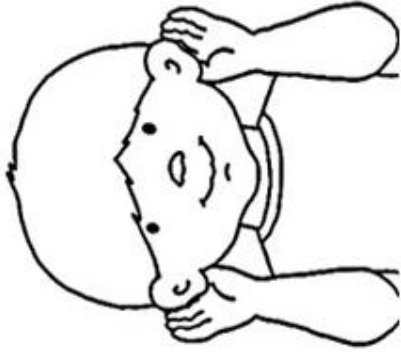
### *Sentence*

Answer this question in your book:

What can you hear?

**I can hear ....**

# I Can Hear



I can hear a bird  
singing.



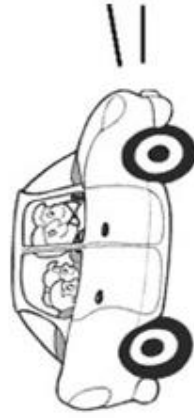
I can hear a phone  
ringing.



I can hear an owl  
hooting.



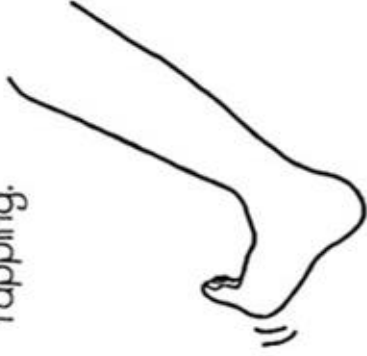
I can hear a horn  
tooting.



I can hear hands  
clapping.



I can hear a foot  
tapping.



I can hear a dog  
yapping.



I can hear wings  
flapping.



I can hear fingers  
snapping.



I can hear a lion  
roaring.



I can hear my dad  
snoring.



## Level 5 Lesson 8

### *Sounds – ‘bl’ and ‘br’*

Write these words in your book. Draw a picture for each.

blob
black
blanket
brush
bricks
bring

Read these sentences:

The ink pen made a blob.

The black dog went up the hill.

It is too hot for a blanket.

My brush is thick.

You can make lots of things from bricks.


### *Sight Words*

after

someone

### *Sentence*

Write the answer to this question in your book?  
What can you do to help someone?



I can help

1



I can help look after my pets.

2



I can help to clean up.

3



I can help by making a card for someone who is sick.

4



I can go and talk to someone who is sad.

5



I can draw a picture for someone.

6



I can give someone flowers.

7



I can put my things away.

8

## Level 5 Lesson 9

### Sounds

Write 6 of these words in your book. Draw a picture for each.

clap	club
clip	crab
clop	crush
clock	crunch
cluck	crib

Read these sentences:

You must clap at the end.

I went to a kid's club.

I can hear a horse going clip clop.

The clock is on the wall.

The hen goes "cluck" to her chicks.

A crib is a bed for a baby.

The crab ran up the sand hill.

Do not crush the eggs.

If you do you will crack them.

### Sight words

out

together

eat

sleep

wake

### Sentence

Write the answer to this question in your book?

What colour butterflies do you like best?

I like .....





Butterflies

1



Let's go and look for butterflies.  
You can find them if you look  
out for them.

2



Butterflies can be black and  
white or many colours.

Level 5

3



Butterflies rest with wings together  
like this.

4



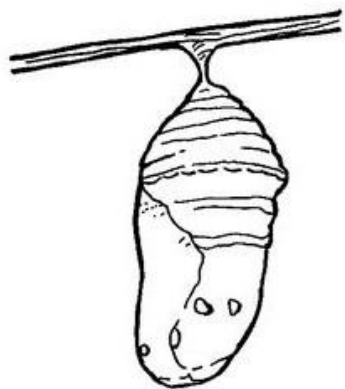
A butterfly lays an egg on a leaf.  
After some time a little caterpillar  
comes out of the egg.

5



The caterpillar eats and eats. It  
gets very fat.

6



The caterpillar makes a little  
home and goes to sleep.

7

Level 5



When the caterpillar wakes up it is  
a butterfly.

8

## Level 5 Lesson 10

### *Sounds*

Write these words in your book. Draw a picture for each.

drop
drums
drag
drill
drink
drip

Read these sentences:

Do not drop the cups.

I like to play the drums.

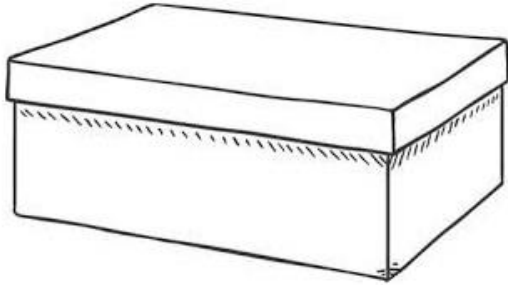
Do not drag the bag.

Dad has a drill in his kit.

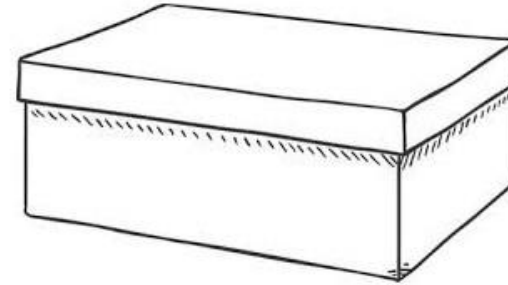
Drip drop. It is wet today.

I like to drink milk.

## Kim's box




1



Kim had a big box.  
"What do you have in that box?" asked Tom.

2



"I have a big bag of pens. I have buns and jam. I have a black pan with a lid.

Level 5

3




I have a red cap and a bag of nuts," said Kim.

"What a big mess!" said Tom.

"No It's not!" said Kim.

4



Then the box fell in the mud.  
The stuff fell out of the box.  
The stuff fell into the mud. It was a  
big mess!

5



The buns, nuts and pens fell into the mud.  
The black pan with a lid fell into the mud.

6



The red cap fell into the mud.  
“What will you do with this stuff?”  
asked Tom.

7



“I will pick it up and put it back in the  
box,” said Kim.  
That will be very messy,” said Tom.

Level 5

8

This page is for the teacher.

## Level 5 Lesson 11

### *Spelling Test*

fill (I will fill the bucket)

pack (I will pack my bag.)

that (I like this and that.)

ship (The ship sailed on the sea.)

chop (Dad will chop the tree down.)

sing (I can sing a song.)

singing (I love singing.)

black (The night sky is black.)

crab (The crab dug into the sand.)

drum (I can play the drum.)

score out of 10.

## Running Records Reading Test

### Level 5 The Little Red Hen

**Number of words:** 77

**Words correct:**

**Accuracy rate:** % (1 error = 99%; 2 errors = 97%; 3 errors = 96%; 4 errors = 95%; 5 errors = 93%; 6 errors = 92%)

**Comments:**

**Comprehension questions:**

1. What does the Little Red Hen want to do?
2. Will the animals help her make the food?
3. Who gets to eat the food?

Level 5 Reading Test



The little red hen

1




The little red hen  
wants to make some  
food.

2



The dog will not help.

3



The cat will not help.

4



The pig will not help.

5



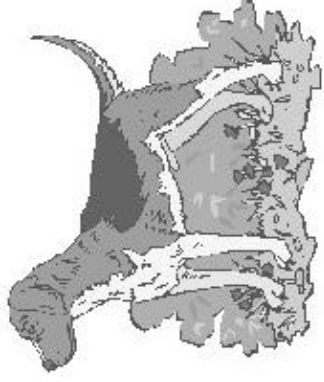
Will the chicks help?  
Yes they will.

6



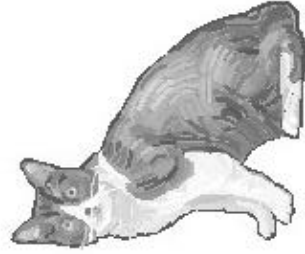
**The little red hen and the chicks make the food. The little red hen and the chicks eat the food.**

7



**The dog will not get any.**

8



**The cat will not get any.**

9



**The pig will not get any.**

10



**They did not help to make the food.**

11

**Questions:**

1. What does the Little Red Hen want to do?
2. Will the animals help her make the food?
3. Who gets to eat the food?

Level 5

12



## Level 6 Lesson 1

### Sounds – fl and fr

Write these words in your book. Draw a picture for each.

flag
fly
flying
fluff
flip
flop
frog

Read these sentences. Write 3 of them in your book and draw a picture for each.

The flag is flying.

Get that fluff off the mat.

Fluff is soft.

The frog hops on to the log.

### Sight Words

too

many

people

they

house

roof

### Sentence

Write the answer to this question in your book:

How did the sick man feel when Jesus made him better?

The sick man felt ....

**A sick man**




**A man can not walk.**

2



**His friends want to take him  
to Jesus on a little bed.**

3



**There are too many people at  
the house. They can not get in.**

4



Level 6




**They take the man up on the roof.  
They make a hole in the roof.**

5



**They let the little bed down,  
down, down.**

6



**The sick man is now in  
the house with Jesus.**

7



**Jesus makes the man better.  
He can walk!**

8

Level 6

## Level 6 Lesson 2

### Sounds – gl, gr, lk

Write these words in your book. Draw a picture for each.

glad
grip
grab
grub
milk
silk
flop
frog

Read these sentences. Write 3 of them in your book and draw a picture for each.

I am glad I have a strong grip.

I like to drink milk.

This dress is made of silk.

Grab that stick with your hand.

### Sight Words

every

day

pray


hurt

lion


### Sentence

Write the answer to this question in your book.  
How did Daniel feel in the den of lions?

Daniel felt .....



Daniel



The bad king does not like Daniel.

2



Daniel prays to God every day.

3



The bad king does not like this.


4

Level 6



The bad king sends Daniel  
to be with the lions.

5




Will the lions hurt Daniel?

6



No, God is with him.

7



Daniel is not hurt.  
The lions like Daniel.

8

Level 6

## Level 6 Lesson 3

### Sounds – mp

Write 6 of these words in your book. Draw a picture for each.

lamp
damp
stamp
limp
hump
bump
jump
pump
stump

Read these sentences. Write 3 of them in your book and draw a picture for each.

The truck went to the dump.

I had to jump over the lump.

A camel has a hump on its back.

I can jump over a rock.

It is fun to camp in a tent.


### Sight Words

they	every	there
any	he	she

### Sentences

This is how you make fruit salad.

1. Get .....
2. Chop .....
3. Put .....
4. Mix .....




**Fruit salad**

1




Get Mum or Dad to help you. You will need a bowl, a knife, a spoon and some fruit.

2



Get some pineapple. Chop it up and put it in the bowl.

3

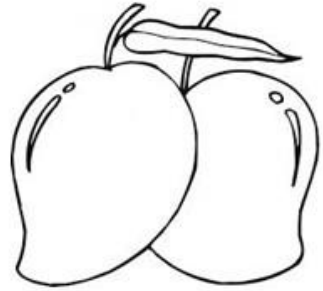


Get a banana. Chop it up and put it in the bowl.

Level 6


4





Get a mango. Chop it up and put it in the bowl.

5




Get any fruit you like and put it in the bowl.

6



Now get a spoon and mix the fruit together.

7



Now you can eat it!

Level 6

8

## Level 6 Lesson 4

### Sounds – *nd* and *st*

Write 4 words ending in *nd* and 4 words ending in *st*. Draw a picture for each.

sand	pond
hand	went
band	tent
stand	sent
mend	bent
send	hunt

Read these sentences. Write 3 of them in your book and draw a picture for each.

Can you lend me a stamp to send this?

The sand pit was next to the pond.

I want to play in a band.

Mum must mend the sock.

He went into the tent.

The stick is bent.

I can stand on my hands.

### Sight Words

Words: be, by, every, there, any, he, she, his her




### Sentence

Write the answer to this question in your book.

What clever things can ants do?

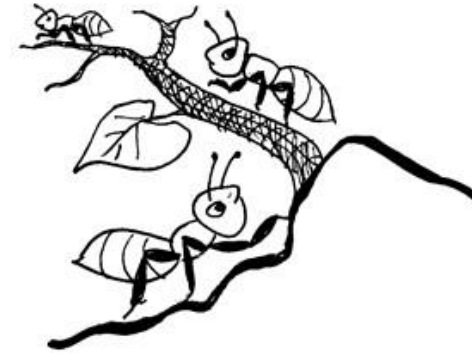
Ants .....

# Ants



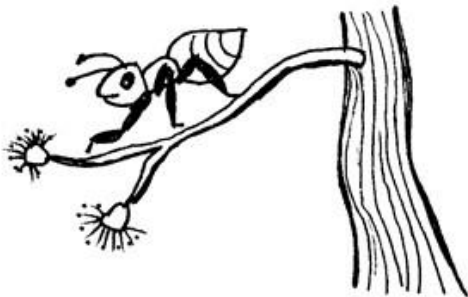
Ants go here, ants go there.

1



Ants are busy everywhere.

2



Getting food for when there's none,


3



there's so much work to be done.

4

Level 6



They work together to make a hill.

5



Get it done, yes they will.

6



What's inside, do you know?

7



Baby ants! They need food to grow.

Level 6

8

## Level 6 Lesson 5

### Sounds – nk, pl and pr

Write 4 words ending in nk and 4 words starting with p. Draw a picture for each.

pink	bank
ink	plum
think	plug
stink	plan
sink	prick
tank	pram

Read these sentences. Write three of them and draw a picture for each.

Have you seen pink ink?

The man went to sleep in his bunk.

I think I can smell a stink in the sink.

The dog fell in the tank.

The van ran into the bank.

Mum makes plum jam.

The plug came out of the sink.

I have a plan.

A pin can prick.

The baby is in the pram.

### Sight Words



### Sentence

Write the answers in your book.

What was in the lunch bag?

**In the lunch bag there was ....**

### Answer yes or no.

Did the ants get into the drinks?

Did Kim and Sam have lots of fun?

## The ants' picnic



1



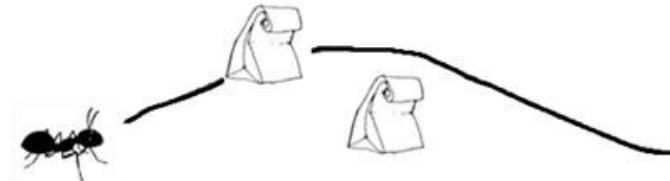

Kim and Sam were going on a picnic. They had buns with ham, a bag of nuts, an apple and a drink.

2



Kim and Sam went to the top of a big hill. They put the lunch bags on the grass and went to play in the sun.

3




The lunch bags sat in the sun.

In the grass on the big hill was an ant's nest. A big black ant came out of the nest.

Level 6

4



Ants got into the buns and the nuts.  
Ants got into the drinks.

5



Kim and Sam came back. Now they  
were very hungry.


“Look at this lunch bag!” said Kim. The  
ants have got into everything.

6



The ants were in Sam’s lunch bag too.  
Kim and Sam went back home.

7



“Ants are not fun to have at a picnic,”  
said Sam.

“No they are not!” said Kim.

Level 6

8

## Level 6 Lesson 6

### Sounds – sc, sk, and sl

Write 8 of these words in your book and draw a picture for each.

scab	slap
skin	slop
skip	slap
desk	slot
slip	slam

Read these sentences. Write three of them and draw a picture for each.

The cut has a scab on it.

Skin is thin.

Run, hop, skip and jump.

Ben can sit at the desk.

Slip it into the slot.

The ticket will go in the slot.

Do not slam the door.

### Sight Words

hungry

through

around


himself

ate

beautiful



## The hungry little caterpillar




On Sunday a hungry little caterpillar came out of an egg.

1




On Monday the hungry caterpillar ate through one apple.

2



On Tuesday the hungry caterpillar ate through two pineapples.

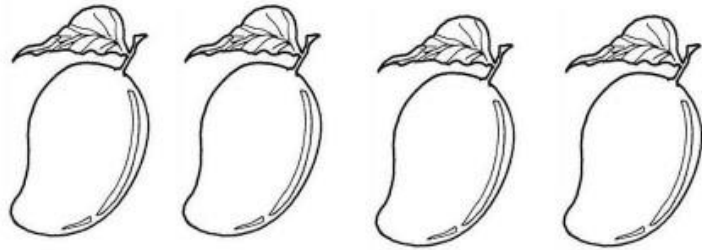
3



On Wednesday the hungry caterpillar ate through three bananas.

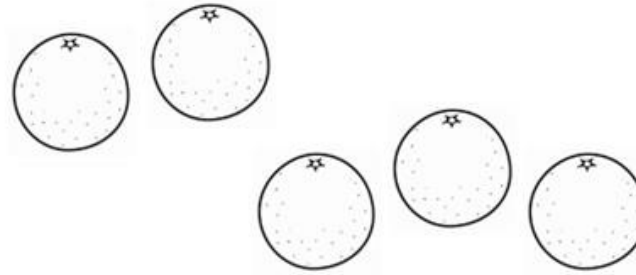
Level 6

4



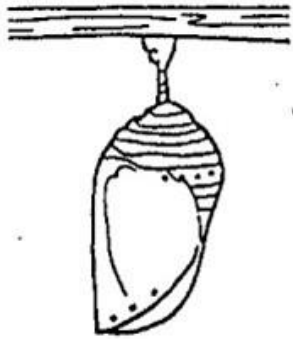
On Thursday the hungry caterpillar ate through four mangoes.

5




On Friday the hungry caterpillar ate through five oranges.

6



On Saturday he ate lots more food. He did not feel very well. He spun a cocoon around himself and went to sleep.

7



Three weeks later he woke up. He was a beautiful butterfly!

Level 6

8

## Level 6 Lesson 7

### **Sounds – st and tr**

Write 8 of these words in your book and draw a picture for each

must	lost
stop	nest
best	cost
west	trick
test	truck
list	track
dust	trap
rest	trip

Read these sentences. Write three of them and draw a picture for each.

You must stop when it is red.

This is the best stem.

The sun sets in the west.

This is the list for the test.

The van made lots of dust.

The hen lost its nest.

It will not cost a lot.

I can do this trick well.

The truck went on the track.

The dog got stuck in a trap.

Do not trip and cut your skin.

### **Sight words**

play      today      with

This page is for the teacher.

## Level 6 Lesson 8

### Spelling Test

**flag** (The flag is flying)

**frog** (The frog was on the log)

**glad** (I am glad that Jesus loves me.)

**milk** (I had a drink of milk.)

**bump** (The car went over a bump.)

**mend** (Mum will mend my clothes.)

**tent** (We slept in a tent.)

**skin** (A baby has soft skin.)

**slam** (Do not slam the door.)

**trap** (The animal was caught in a trap.)

score out of 10

## Running Records Reading Test

### Level 6: Let's Play

Number of words: 84

Words correct:


Accuracy rate: % (1 Error = 99%; 2 errors = 98%; 3 errors = 96%;  
4 errors = 95%; 5 errors = 94%; 6 errors = 93%; 7 errors = 92%)

Comments:

Comprehension questions:


1. Did Red Hen play with Slosh the pig?
2. Did Pug the dog play with Slosh the pig?
3. Did Dan Duck play with Slosh the pig?
4. Did Pip the pup play with Slosh the pig?
5. Why did Pip the Pup want to play with Slosh the Pig?

Level 6  
Reading Test




Let's play

1



Slosh the pig went to see Red Hen.  
"Will you play with me Red Hen?"  
"No, not today. I am eating."

2



Slosh the pig went to see Pug the dog.  
"Will you play with me Pug?"  
"No not today. I am sleeping."


3



Slosh the pig went to see Dan Duck.  
"Will you play with me Dan?"  
"No, not today. I am swimming."

4

Level 6



Slosh the pig went to see Pip the pup.  
“Will you play with me Pip?”  
“Yes, I will play. I love mud!”

5

**Words to practice:**

play  
No  
today  
with

6

**Answer yes or no.**

Did Red Hen play with Slosh the pig?  
Did Pug the dog play with Slosh the pig?  
Did Dan Duck play with Slosh the pig?  
Did Pip the pup play with Slosh the pig?

7

**Thinking...**

Why did Pip the pup want to play with Slosh the Pig?

Level 6

8