

Beginning Reading, Writing & Numeracy



What is Literacy?

- Listening
- Speaking
- Reading
- Writing

Stories

Children need to hear 1000 stories before they are ready to read.





Phonics

Words are made up of sounds



Picture or object collection for initial sounds



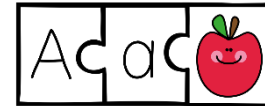
Words are made up of shapes

Sight Words



Teach together


Sounds




Sight
words

has had
going


Sounds




Sound Bingo



Bottle top letters



Word wheels



3-letter words


Phonics flippers



3-letter words

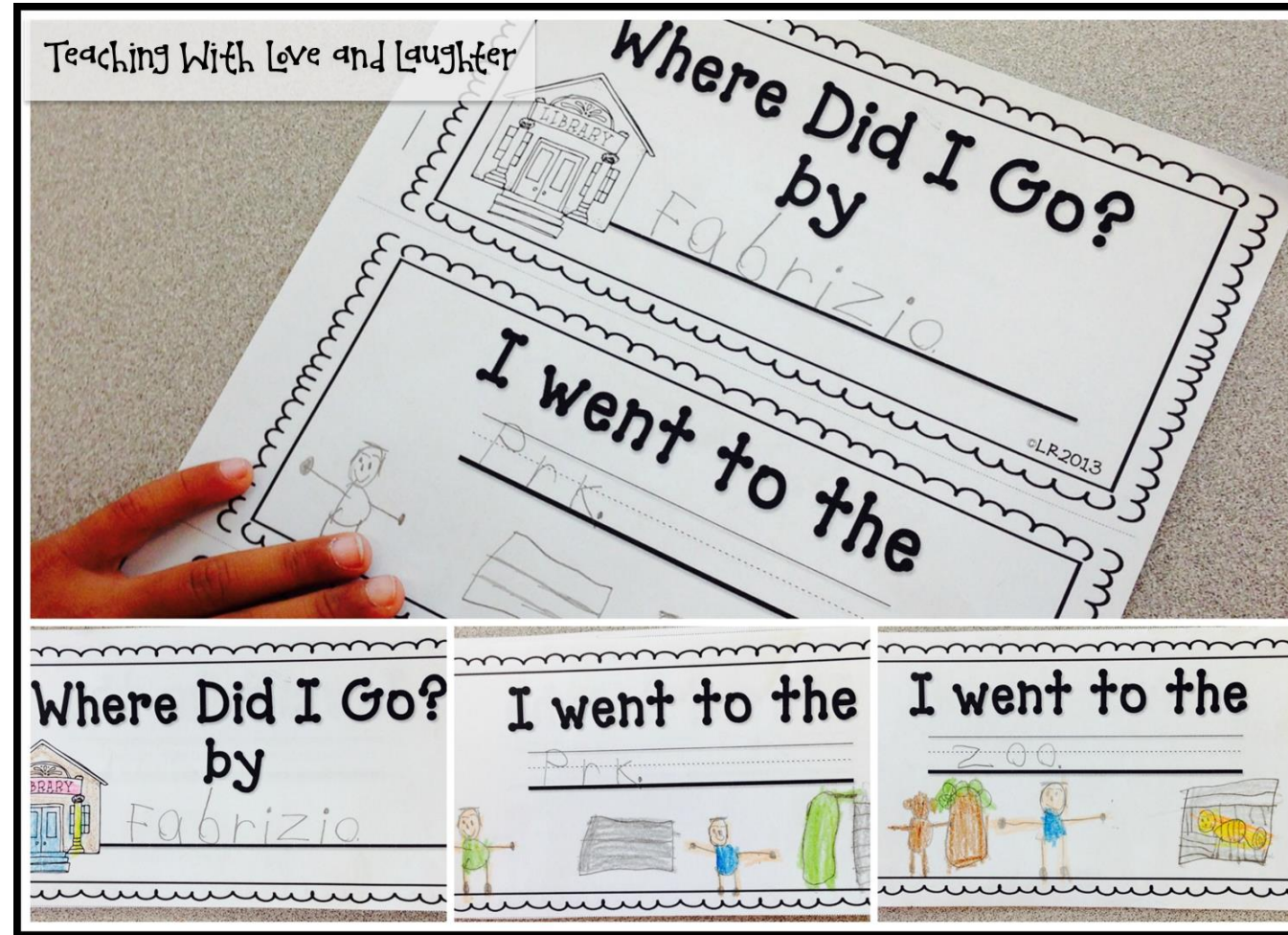


Circle of sounds



Books can be made using repeated sentence beginnings

Sight
words





I love my BACKPACK.

Making big books



I like to
make

Sina



I like to make pies

I have

Havish




I have two eyes H

Ponipate



I have two legs

Retell story books – example: **The Very Hungry Caterpillar**




On Monday he ate one apple.

On Tuesday he ate two pears.

On Wednesday he ate three plums etc.

Big Book on topics of interest

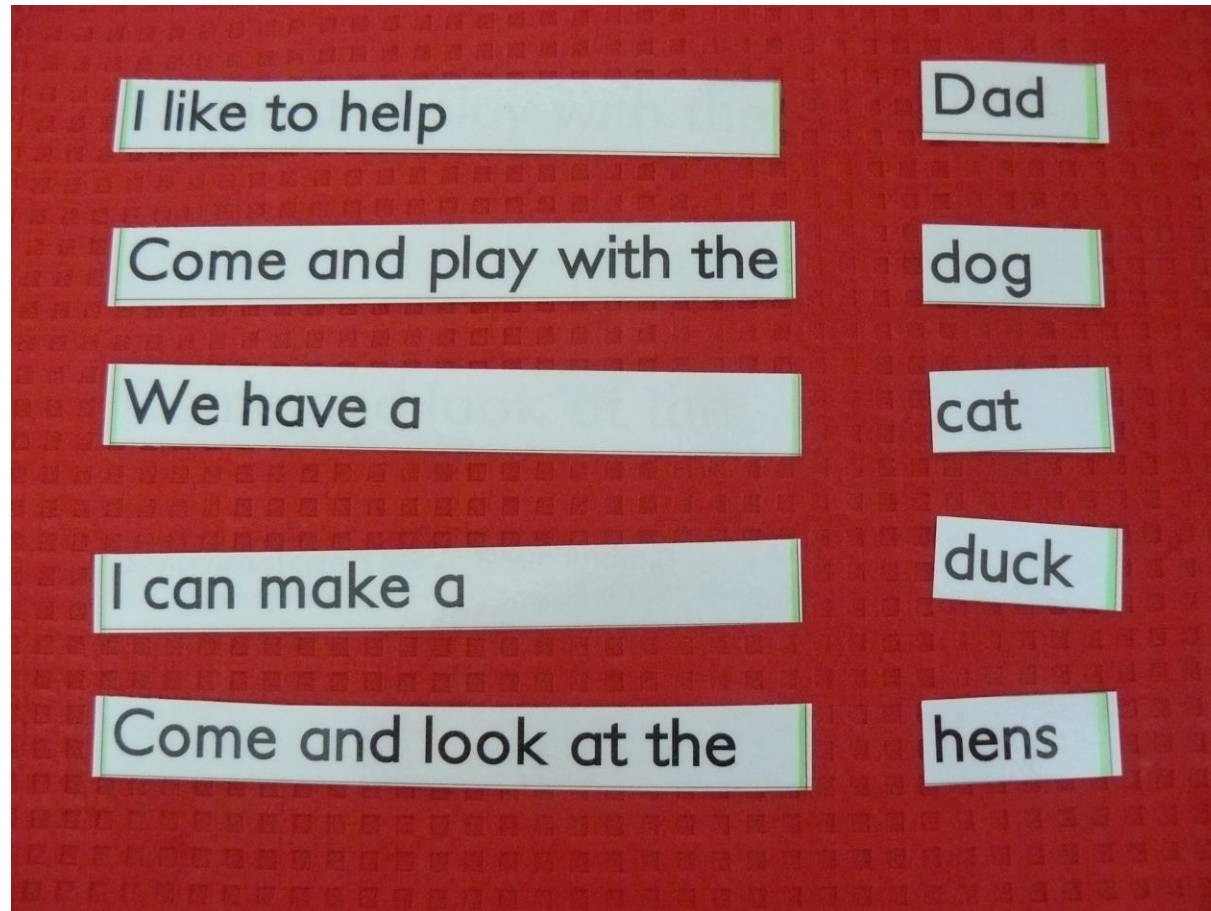


Sight word flashcards

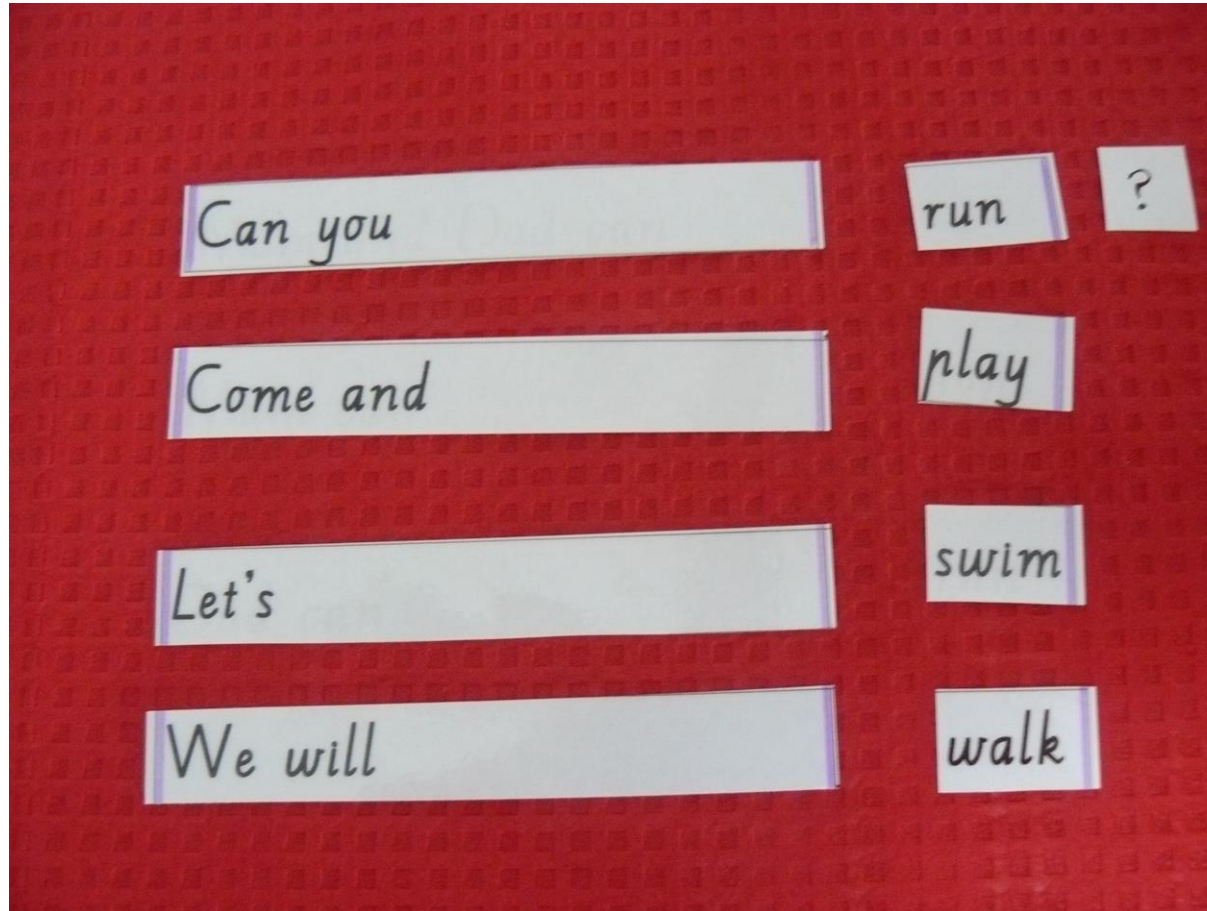
- Individual words can be taught using flashcards.
- The student uses the shape of the word to help identify the word.



Sentence Starters: Nouns



Sentence Starters: Verbs



Sight word game: Concentration

and

and

go

go

to

to

like

like

Concentration



Sight word game:

Walk the line



before

find

come

after

want

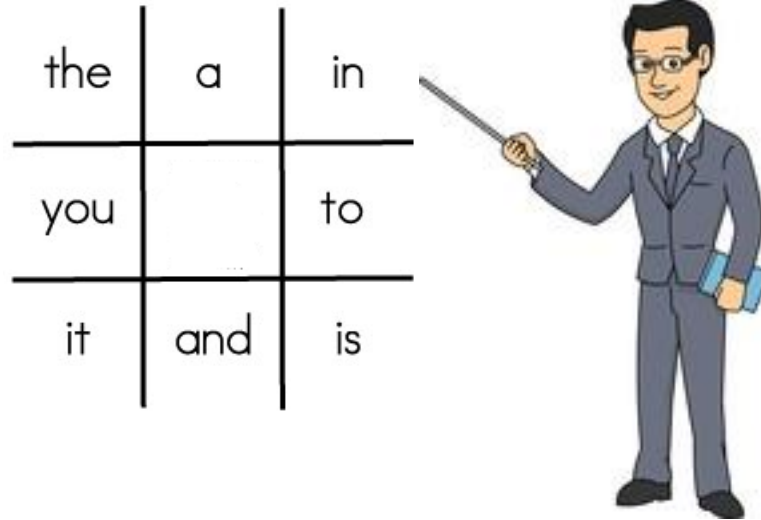
Sight word game:

Lucky Dip



Sight word game:

Tic Tac Toe



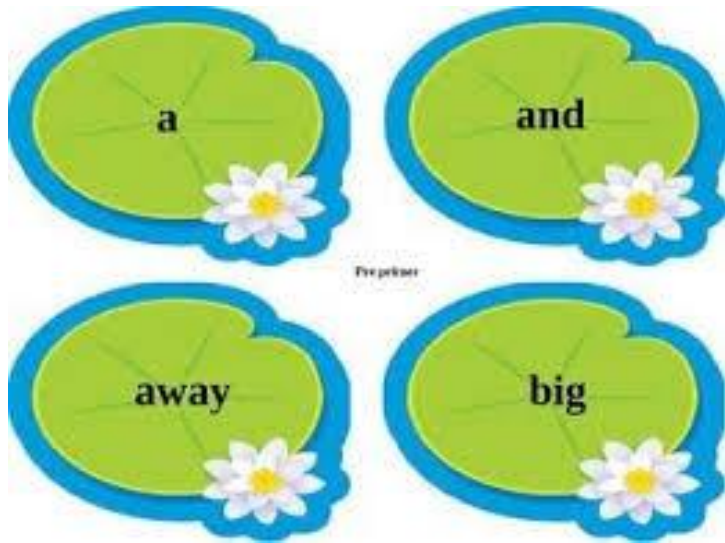
Point to the words randomly as you say:
Tic Tac Toe, here I go
Where I land I do not know.

Sight word game:

Fly SWAT game



Sight word or number game: Lily pad hop



4 year-olds by the end of the year

- Cutting and pasting – using scissors
- Persevering when they find something difficult
- Drawing a human figure
- Joining with other student to form a circle for a game
- Counting to 10 or 20, and recognizing numbers to 10
- Recognizing their name and if possible, write it
- Saying the initial sounds for objects and pictures
- Finding the odd one out; which one is missing; which is different
- Starting a writing pattern from the left and moving to the right
- Shape and colour recognition

5 year-olds by the end of the year

- Everything from the 4 year-old year, PLUS
- Recognizing and saying the sounds of the alphabet letters
- Writing the letters of the alphabet
- Copying writing patterns; holding pencil correctly
- Maths extension – counting backwards, ordinal number, addition, subtraction, making groups of objects; number lines
- Verbally forming a sentence for the teacher to write down. It could be about a picture they have drawn.
- Drawing pictures for class BIG BOOKS
- Numbers to 20 - counting, adding and subtracting, making groups, completing patterns

Resources

- Find all resources on www.beaconmedia.com.au
- Go to Early Childhood - Literacy; Numeracy

For you to do

1. Make an initial sounds picture collection. Each picture is on a separate card. Colour in the pictures, then laminate or stick on cards.
2. Make a Phonics Flipper.
3. Make a Big Book using repetitive sentence beginnings.