


Science and Social Studies

Year 1 Term 2

Student Book



God is ...	Page
Our Saviour (3 weeks)	2
Pure & Holy (4 weeks)	8
Creator Part 1 (3 weeks)	12



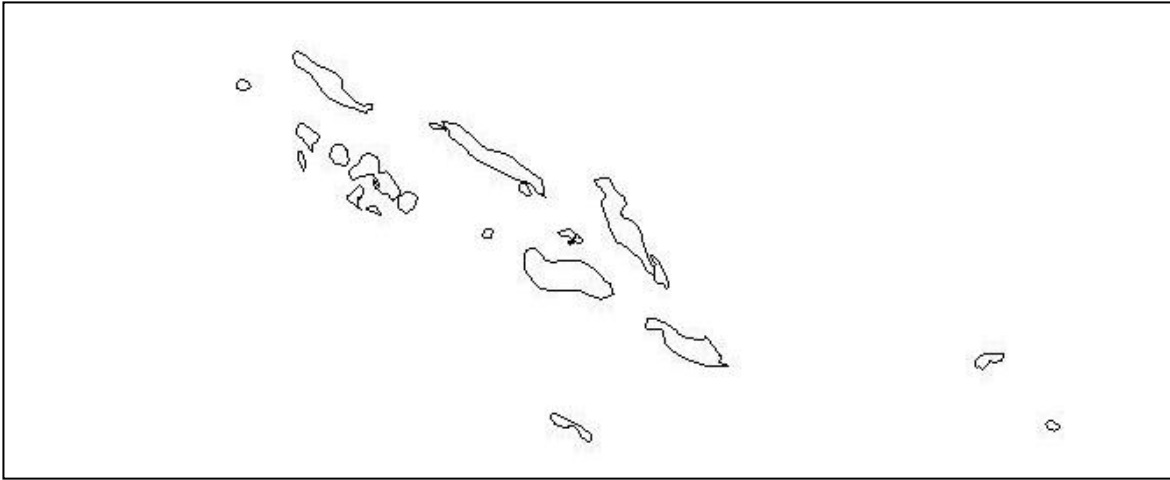
God is our Saviour

Where in the world are the Solomon Islands?




God loved the whole world so much, that He gave His only Son, Jesus.
John 3:16


We live in a group of islands called the Solomons.



We have clear skies and blue waters.




We have sandy beaches and mountains green.




We have colourful flowers and fruits.



We welcome friends to our family.



**We thank God for our country.
We are blessed in our wonderful island home.**




The Solomon Islands

The Solomons has many islands.

The islands were made during the big flood in the time of Noah.

The islands were made from volcanoes coming up out of the sea.

volcano



An island is land with water all around it.

island



Solomon Islands -

Where the people live

Some people live in a village.

In the village the people work together.

They grow food. They keep animals.

Draw a picture of a village.

village

Some villages are near the sea.

Village people catch fish.

*Draw a picture of a village near
the sea.*

Some people live in a city.

The city has trucks and cars.

The city has lots of shops.

Draw a picture of a city.

city

God is Pure and Holy


Healthy habits

Copy the sentence and draw a picture:

I wash my hands.



I brush my teeth.



I comb my hair.



I take a shower.



I blow my nose.




I put the tissue in the bin.



Healthy habits

Copy the drawings of the 5 healthy habits. Two of these are not healthy. Can you find them?



Keeping clean

God is Pure and Holy

A small book to make
Draw a picture on each page.

Keeping clean

1

To look after my body I need to keep it clean. Keeping my body clean will help to keep germs away. Germs can make me sick.

2

It is good to wash my hands before I eat so that germs do not get into my mouth.

3

It is good to wash my hands after I go to the toilet. Lots of germs live there.

4

It is good to take a shower often. I use soap to help me get clean.

5

It is good to keep my hair clean. I use shampoo to wash my hair.

6

It is very good to clean my teeth in the morning and at night. Foods with sugar can make my teeth decay. Decay happens when germs eat away at my teeth and make holes.

7

It is good to carry tissues to blow my nose. When I have used the tissue I throw it in the bin. Dirty tissues carry germs.


8

God is Creator

Draw a picture of the days of Creation


God created

1




God created

2





God created

4



God created

3



God created

God created

6



God rested

7




What did God make?

Make a chart like this

Things God made	Things people made

On one side draw things that God has made.


On the other side draw things that people have made.



Tree



Telephone



Giraffe




Cat



Dog



Flowers



Car




House

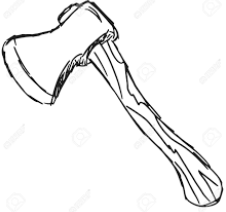

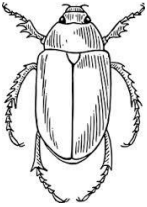


What did God make?

Draw a picture of our world, a bit like this one.

In your picture draw 5 things that God has made and 5 things that people have made.


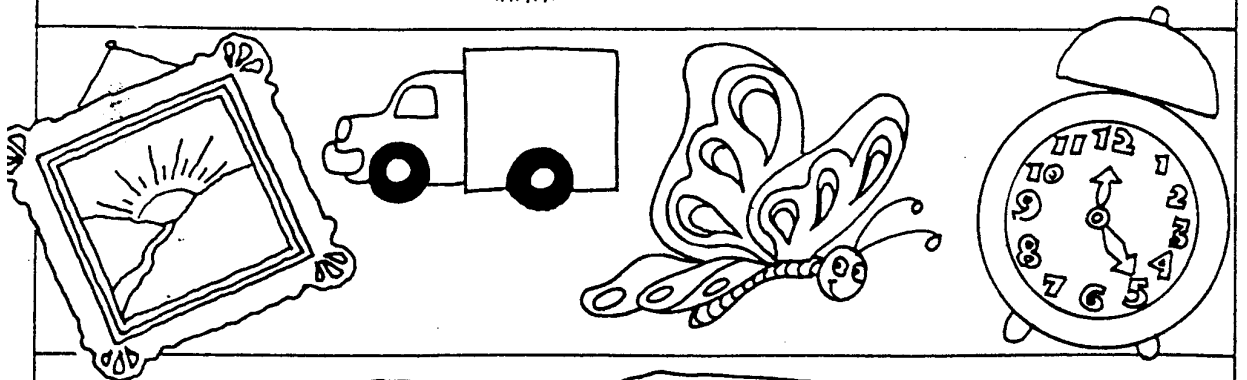
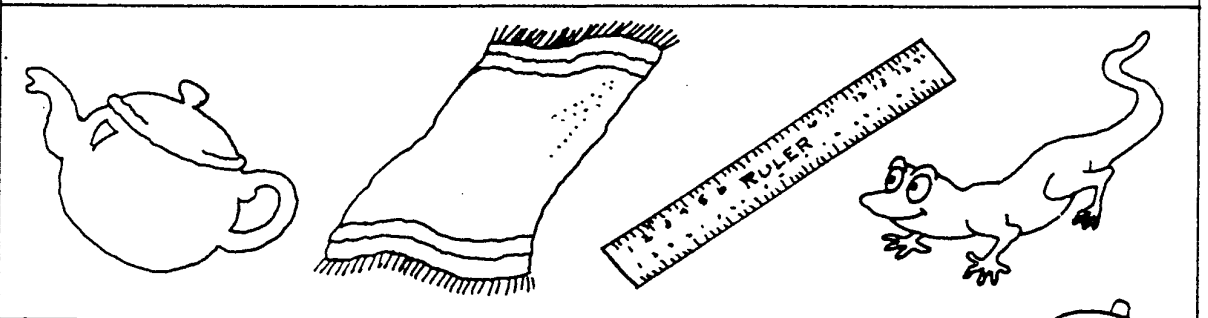




Living or not living?

	Does it move?	Does it eat?	Does it breathe?	Is it living?
				
				
				
				
				

Living or non-living?

In each line pick out the one that is a living thing.



Living and non-living things

1. Living things grow. They need food, water, air and sun to stay alive.

- A tree can grow.
- A dog can grow.
- You can grow.




What other things can grow?

In your book, write two things that can grow.

2. Things that are not living cannot grow.

- A stone cannot grow.
- A car cannot grow.




What other things cannot grow?

In your book, write two things that cannot grow.

3. In your book, answer these questions **yes** or **no**.

Is a boat a living thing?

Is a fish a living thing?



Living or not living?

Draw a picture in each box

1

A tree is living. It must have air and water to stay alive and grow.

2

A flower is living. It grows on a plant. All plants are living.

3

Beans and carrots are living. They are plants that we eat.

4

Apples, oranges and bananas are living. They grow on living trees.

5

All living things must have air and water.

6

A fish is living. It must have air and water and food.

7

A cat is living. It must have air and water and food.

8

**All animals must have air, water
and food to stay alive and grow**

9

**God made me special. I am living. I
am more special than the animals.**

10

**I need air, water and food to stay
alive.**

11

**A car is not living. It does not eat
food. It cannot grow.**

12

**A book is not living. It does not
eat food. It can not grow.**

13

**A rock is not living. It does not
eat food. It can not grow**

14

**God gives life to every living
thing. Thank You God for giving
me life.**

15

Look what God made.

16



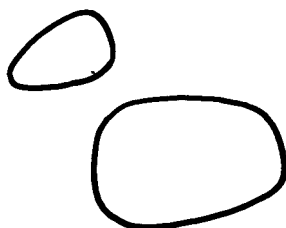











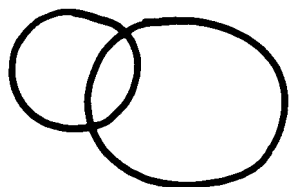
Farm animal riddles

Work out each riddle then draw the animal.

Don't forget to put in the full stop (.) at the end of each sentence.

1. I eat grass.
I give milk.
I say 'Moo'.
What am I? I am a _____
2. I eat seeds and corn.
I say 'Cluck, cluck'.
I lay eggs.
What am I? I am a _____
3. I am woolly.
I say 'Baa'.
I eat grass.
What am I? I am a _____
4. I live in a hive.
I make honey.
I say 'Buzz'.
What am I? I am a _____
5. I eat hay.
People like to ride me.
I say 'Neigh'.
What am I? I am a _____

How to draw farm animals








Baby animal match

Say the names of the mother animals and their babies.

Choose 5 animals to draw with their babies.

Adult Animals



Baby Animals

