



# Science and Social Studies

## Year 1 Term 3

### Student Book

#### TERM 3

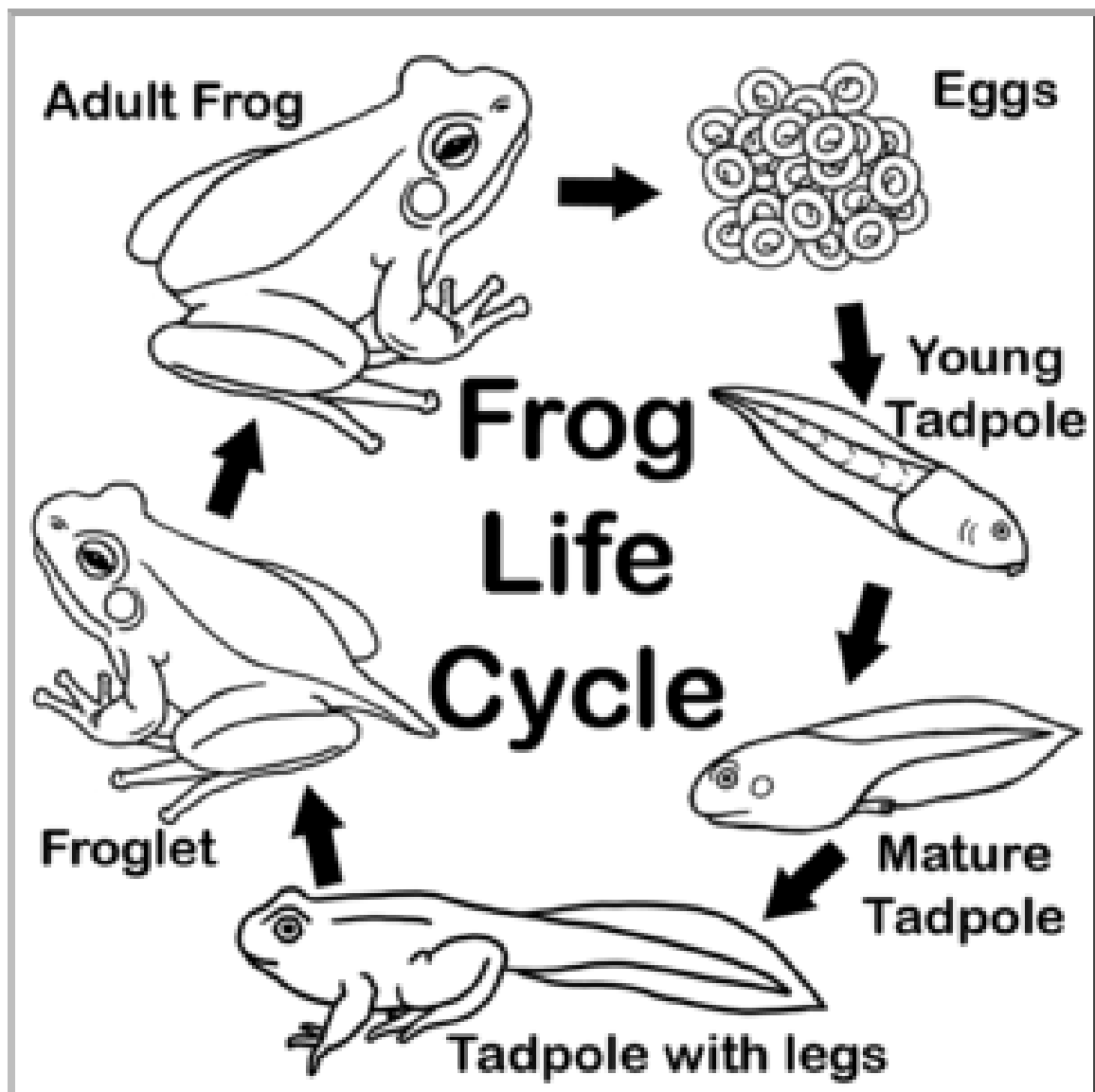
God is ...	Page
Creator Part 1 (2 weeks)	2
Wise (4 weeks)	6
A Servant (4 weeks)	13



<div>God is Creator</div> <div>Make a book.</div> <div><h1>Mammals</h1></div> <div>1</div>	<div>Cows, horses, pigs, sheep, cats and dogs are all mammals</div> <div>2</div>
<div>An elephant and a mouse are also mammals.</div> <div>3</div>	<div>A mammal is an animal that feeds its babies on milk</div> <div>4</div>
<div>Most mammals have hair, wool or fur.</div> <div>5</div>	<div>A mammal's blood is always warm. Tigers, lions, whales, and all other mammals have warm blood.</div> <div>6</div>
<div>Most mammals have babies that are born. Their babies do not hatch from eggs.</div> <div>7</div>	<div>There are only two animals that have babies that hatch from eggs. These animals live in Australia. They are the platypus and the echidna.</div> <div>8</div>

# Frogs

Frogs are not mammals. They are amphibians. They can live on land or in water. Copy this picture.



# Frogs

Make a book.

1

A frog lives some of the time on the land and some of the time on the water. It is an amphibian.

2

Frogs lay eggs.

3

The eggs hatch into tadpoles.

4

Tadpoles live in water.

5

Tadpoles breathe with gills like fish do.

6

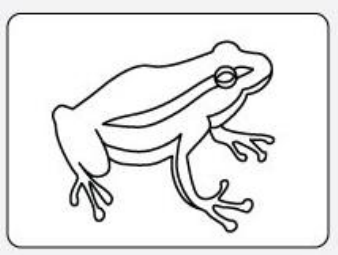

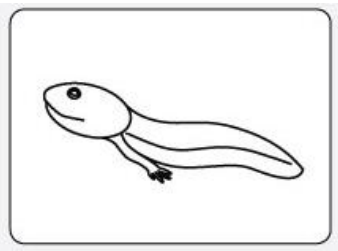
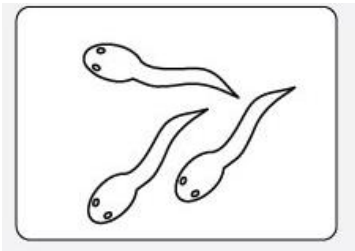
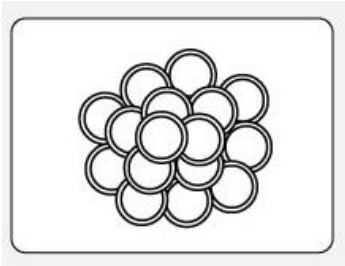
Tadpoles grow into frogs. Frogs breathe with lungs. They also breathe through their skins.

7

A frog swims with its legs and feet. The frog's feet are made for swimming. They are called webbed feet.

8

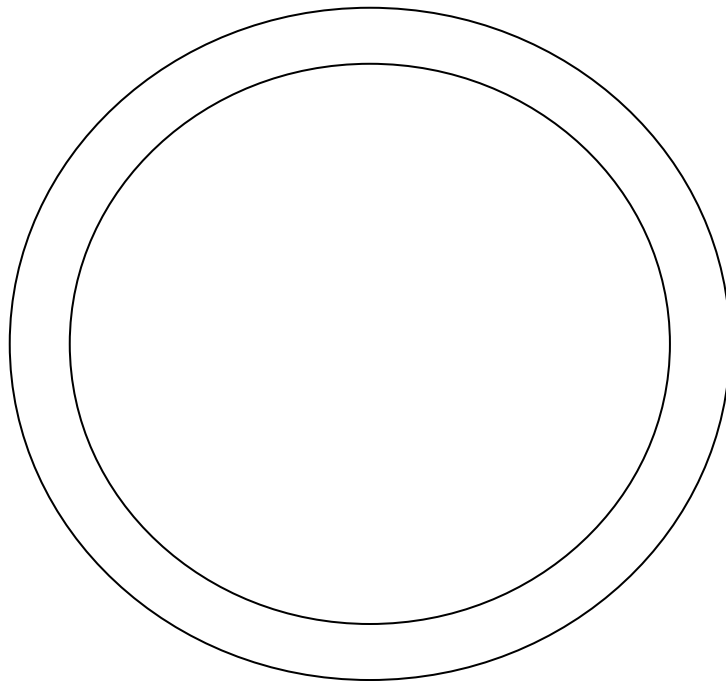
<p><b>Frogs eat worms and insects.</b></p> <p>9</p>	<p><b>Frogs have long sticky tongues. A frog's tongue moves very quickly.</b></p> <p>10</p>
<p><b>Most frogs are green, brown or grey. This helps them hide in the grass and weeds.</b></p> <p>11</p>	<p><b>On a cold day, a frog's blood is cold. A frog is a cold-blooded animal like reptiles.</b></p> <p>12</p>




# God is Wise

## Healthy Food Choices







Draw a plate like this one and draw some healthy food on the plate.



Draw a bowl like this one and draw your favourite fruits in the fruit bowl.



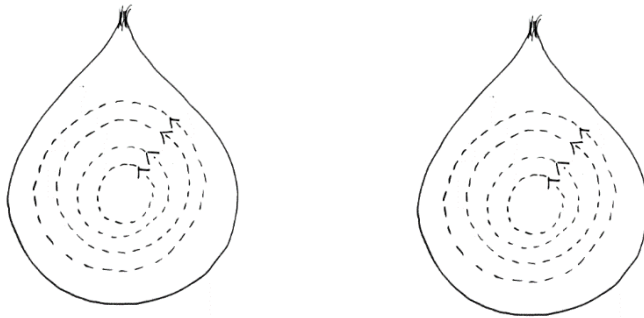
**Draw some fruits and vegetables and make them into characters.  
Give them names, e.g. Crunchy Carrot.**




# Vegetable writing patterns

**Start at the right places when writing the letter O.**

This onion has been cut in half. Copy this into your book and finish drawing the circles. The arrows show you which way to go.







Draw some peas the pods. Make your peas in small circles, following the arrows.



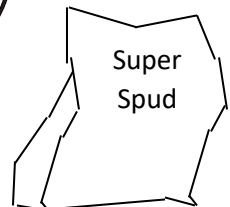






Draw your favourite healthy foods.



Draw only the healthy foods and drinks.





# Food sorting: every day or occasional

Make 2 charts – one for every day foods and one for foods you would only eat on special occasions.



Make 2 charts – one for the things we really need and one for the things that we may want, but don't really need.

## We have needs and wants...




# Where does our food come from?


What comes first, second third and last in these pictures?

Talk or write about what is happening in each picture.


## Bread



## Eggs





## Lettuce



## God is a Servant

### Helping at home and school



**Write the sentence and draw the picture.**

I look after my things.

I hang up my bag.

I put rubbish in the bin.

I do my best work.


## Helping at home and school

How can you be a helper at school?

How can you be a helper at home?

Draw some more pictures like these, to show how you can help at home and school.

What would happen if you didn't help?



## **At my house**

Make a book.

1

**I help to wash the dishes.**

2

**I help to make my bed.**

3

**I help to put my clothes away.**

4

**I help to sweep the floor.**

5

**I help to set the table.**

6

**I help to make dinner.**

7

**I help to look after pets.**

8