



# Christian Education

Year 1 (age 6 -7)

## Contents:

Theme	Week	Page
<b>God is Love</b> (5 wks)	1	2
	2	6
	3	9
	4	11
	5	13
<b>God is Provider</b> (5 wks)	1	14
	2	17
	3	18
	4	21
	5	22
<b>God is our Saviour</b> (3 wks)	1	23
	2	25
	3	26
<b>God is Pure &amp; Holy</b> (4 wks)	1	27
	2	30
	3	32
	4	34
<b>God is Creator</b> (5 wks)	1	36
	2	40
	3	41
	4	43
	5	44
<b>God is Wise</b> (4 wks)	1	46
	2	50
	3	53
	4	55
<b>God is a Servant</b> (4 wks)	1	57
	2	59
	3	61
	4	62
<b>God is Protector</b> (3 wks)	1	64
	2	68
	3	70
<b>God is Truth</b> (3 wks)	1	72
	2	75
	3	76
<b>God is Lord &amp; King</b> (3 wks)	1	78
	2	80
	3	81

[www.beaconmedia.com.au](http://www.beaconmedia.com.au)

# Bible Lessons Year 1

## God is Love 5 weeks



### Outcomes:

At the completion of the module students will understand that:

- God loves them and everyone is special to God
- God knows everything about us because He made us
- God knows our names.
- School is a place where we can feel loved and accepted
- School is a place where we can enjoy meeting many new friends
- Names are important, and knowing people's names is an important way of getting to know them.
- We can be called by our 'given' name or our 'pet' name.
- Everyone has a first name and a last name.
- At school we call our teachers Mr., Mrs., or Miss, followed by their last name.

### Related classroom topics for Science, Social Studies and Health:

Myself: my body, my interests, my family

### Link between "God is Love" and classroom topics:

God shows His love to me and my family by providing for my needs. He has made me special and loves me exactly the way I am. God knows my name and everything about me. God wants me to look after my body because He has made me.

### Values

Compassion; Cultural understanding, empathy and tolerance; Sense of family and community, appreciation for God's gift of life

# God is Love

## Week 1

### Who is Jesus? Who is God?

**Bible reference:** Luke 2:1-20

#### **Introduction:**

Play a game that will enable children to say their name,  
e.g. Roll the Ball

Children sit in a circle, (or you can go outside and ask them to stand in a circle).

Teacher starts: My name is ..... and I'm rolling the ball to ..... (the child says their name as they catch the ball.)

Child says: My name is ..... and I'm rolling the ball to ..... etc.

OR

Throw a ball to one child in the circle while you say:

Teacher sings: "Bee, bee, bumble bee, can you say your name to me?"

When the child catches the ball he/she says:

"My name is ....."

#### **Bible lesson**

In our Scripture class this year we will be talking a lot about Jesus and God. We learn about Jesus and God through His special book called the Bible. (Show a Bible)

Who is God?

God is invisible but He is very powerful. He made the world and all the beautiful things in our world. He made you! God lives in a place called Heaven, but He can still be with us even though we can't see Him.

A long time ago God sent His son Jesus to live on earth for a while. (Show a picture of Jesus). Jesus showed us what God is like. Jesus helped many people. He helped sick people and sad people. His friends wrote all that Jesus did in this book, the Bible. Then Jesus went back to Heaven to be with His Father God.

God and Jesus are really the same person. God and Jesus love us all very much and they care for us.

#### **The Birth of Jesus**

Here is the true story about the time when God sent Jesus into the world.

A long time ago, in a land called Israel on the other side of the world, lived a young woman named Mary. Mary loved God very much. She was going to be married to Joseph.

One day, while Mary was at home cleaning her room, an angel came to her. The angel told Mary that God had something special for her to do.

Mary was surprised. She was trying not to be afraid, but she had never seen an angel before.

The angel said to Mary, "Do not be afraid! You will have a baby boy, and are to give him the name Jesus, and your baby will be the Son of God."

Mary was very surprised but she knew that the angel was from God. She said, "I will do whatever God wants me to do."

The angel then disappeared, and Mary was left alone.

Soon after, Joseph found out that Mary was going to have a baby. An angel also came to Joseph, this time in a dream. The angel said, "Joseph, do not be afraid to take Mary as your wife. The child Mary is going to have is God's Son, and you are to give him the name Jesus."

When Joseph woke up he remembered what the angel had said. He knew that everything would happen just as the angel had said.

In those days the government decided that they should count everyone that lived in that area of the world. So Joseph had to take Mary to his town, Bethlehem to be counted.

It took Mary and Joseph a long time to get to Bethlehem. They didn't have cars back then. Mary rode on a donkey while Joseph walked. It took them a lot longer to get there.

When they reached the town, there was nowhere they could stay. Finally, someone found them a place to stay. It was in a shed called a stable, where the animals slept.

Mary and Joseph were thankful that they at least had a place to lie down. It was warm, and there was plenty of straw to lie on.

That night an exciting, wonderful thing happened. Mary and Joseph had a baby! But it wasn't just any baby, it was baby Jesus! Jesus was the son of the One who made the world.

The little baby boy fell asleep in Mary's arms and she wrapped him in cloths and laid him in a manger on some clean straw.

Mary and Joseph soon fell asleep, they were so glad to have this special baby join their family. Jesus lived with Mary and Joseph and his brothers and sisters until he grew up to be a man. Then He traveled about with some special friends helping

many people and teaching people about God, His Father in heaven, who loves everyone in the whole world.

**Questions:**

- Who is God?
- Why did God send Jesus into the world? (Ans: To show us how much God the Father loves us.)
- Where was Jesus born? (Ans: in a land a long way from here; in a shed called a stable)
- What were the names of Jesus' Mum and Dad when He lived in the world?
- Who is Jesus?



# God is Love

## Week 2

### God loves me and knows all about me

#### Bible References

- Jesus said, "Do not be afraid, God cares for you more than the birds." Luke 12:6-7
- Matthew 10:29-30 Not one sparrow falls to the ground without your Father's consent. Even the hairs on your head have been counted. (GNB)
- Matthew 6:25-34 Look at the birds. They do not plant seeds and gather crops and put them in barns. Yet your Father in heaven takes care of them. You are worth much more than the birds. (GNB)

#### Bible lesson

Jesus teaches about the way our Heavenly Father cares for us. Tell the story from Matthew 6:25-34, or read the following:

#### Do not worry

"Look! Jesus is coming! Here is Jesus in our town!"

The people came out of their houses to see Jesus. They loved hearing Jesus teach about God, their Heavenly Father.

Jesus went up on a hill and sat on the grass. The people followed him. They sat on the grass too, ready to listen.

This is what Jesus said:

"Look at the birds. Do they have barns to store their food? No, God feeds them.

And look at the flowers. Their petals are like beautiful clothes. But they do not have to work to make clothes for themselves. God dresses them in beautiful clothes, more beautiful than a king's royal robes.

You are more important than the birds.

You are more important than the flowers.

So do not worry.

If God takes care of them, He will take care of you.

#### Discussion

Use books to discuss various kinds of birds and their young. Discuss feeding, nesting and caring for young.

#### A true story: The Baby Birds

This story is not from the Bible, but took place in modern times, in Australia.

In the roof of Grandma's house was a nest. A mother bird had built the nest, high up, away from danger. In the nest were four blue eggs. Mother bird sat on the eggs. She waited and waited. At last, four chirping baby birds hatched out of the eggs.

Now mother bird often stayed away from the nest to collect food for her babies. She would bring worms back to the nest and pop them into the little open beaks. One day, Tim came to visit Grandma. Tim was sometimes naughty. Today he felt like being particularly naughty. Tim saw the nest in the roof. Tim also saw a long, long stick resting against the shed wall.

"I know what I'll do," he thought. "I'll get that long, long stick and give the nest a poke." Tim held the end of the stick very carefully.

"Yes, I can reach it," he said.

He gave the nest a little poke...then a bigger one. Down, down, down came the nest.

"Cheep, cheep, cheep," went the little birds.

Tim couldn't bear to look at the nest, now on the ground. He ran away crying. He knew he had been very naughty.

"What's the matter, Tim?" asked Grandma. "Why are you crying?"

"It's the baby birds," cried Tim. "They've fallen from the roof."

"How did they fall?" asked Grandma.

Tim just kept crying. Grandma went to have a look at the birds and saw the stick nearby.

"Did you knock the birds down with that stick, Tim?" asked Grandma.

Tim could not tell a lie.

"I did," he said, "and now all the baby birds will be dead."

"Come and have a look, Tim," said Grandma.

Tim counted the birds ....1..2..3..4., and each bird was cheeping loudly.

"God has protected them all," said Grandma. "Do you know that God cares for birds and knows about it when they fall from their nest? Just think about how much He loves us. He knows exactly how many hairs are on your head, Tim." said Grandma.

"I'm so glad that the babies are still alive," said Tim. "But now their nest is ruined."

Grandma saw an old flower-pot in the garden shed.

"Why don't we make a little nest from this, Tim? We'll put it on the roof, exactly where the old nest was."

Tim and Grandma set to work, making a cosy nest from straw and cotton wool. They carefully placed the birds in the new nest and put it gently in position on the roof.

"I don't think the mother will come back to feed the babies now that she knows humans have touched the nest," said Tim sadly.

"Let's wait and see," said Grandma.

They waited.

Before long, the mother bird did come back. In her beak she was carrying a little bunch of worms. Into each little open beak she popped a piece of worm. Tim was very happy.

"God really does look after all his creatures," he thought. "I know He cares for me too."

**Questions**

How do we know that God loves us?

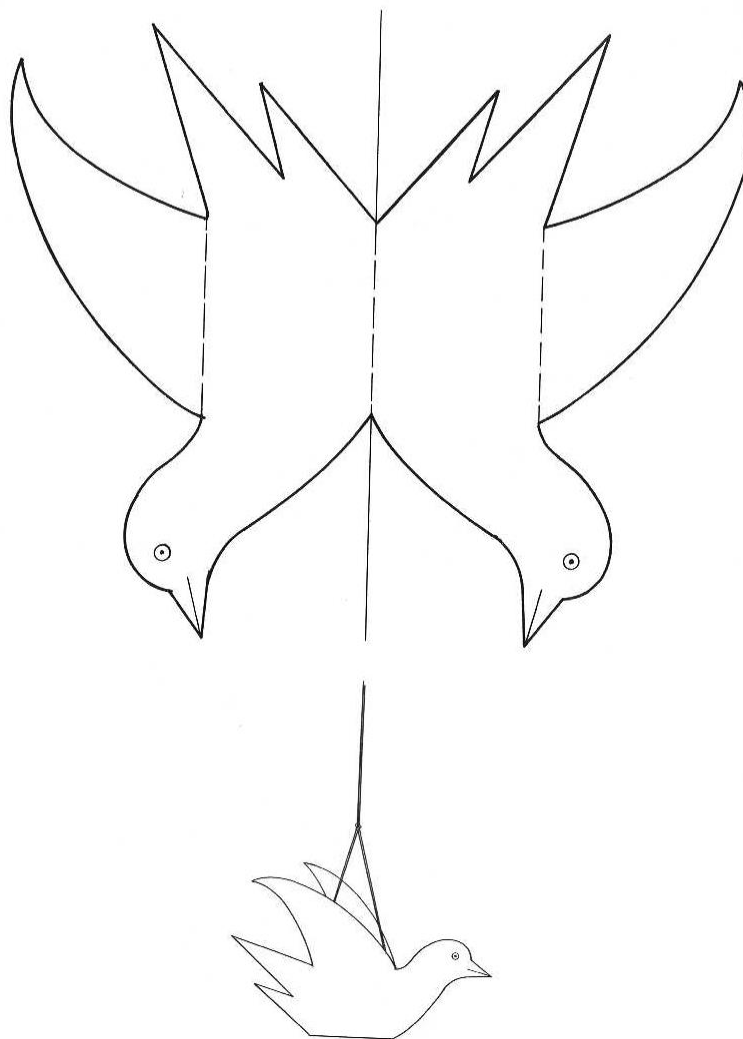
How many hairs on your head?

Does God know how many hairs on your head?

Does God love you and care for you?

**Activity**

Make a bird mobile using activity sheet. Decorate it with pieces of pre-cut paper to represent feathers. Attach string.





# God is Love

## Week 3

### Jesus knows my name.

#### **Bible references:**

Nathanael John 1:43 – 49

Psalm 139: I am special to God

#### **Bible lesson:**

When it was time for Jesus to start His special work on earth, he chose twelve friends to help him. These friends were called the disciples. They traveled around with Jesus and learned as Jesus taught them about God. They watched Jesus do miracles, like healing sick people.

When Jesus first called the disciples, he called them one by one. Peter, James, Andrew and John were fishermen. They left their fishing nets and followed Jesus. Matthew was a tax collector. He left his job of collecting money, and followed Jesus.

Another person to follow Jesus was Philip. He had a friend called Nathanael. When Philip found out how wonderful Jesus was, he went to Nathanael and said, “You must come and see Jesus!”

Nathanael said, “How can anyone so special come from a little town like Nazareth? (That was the town where Jesus lived). But Philip talked Nathanael into coming to see Jesus.

Jesus saw Nathanael coming to Him. Jesus said, “Nathanael, I know you are a kind man.”

Nathanael was surprised.

“How do you know my name, and know all about me?” he asked.

Jesus said, “Before Philip told you about me, I saw you sitting under the fig tree. (Figs are fruits that grow on trees in the land of Israel.)

Jesus knew about Nathanael before he met him, because Jesus knows all about everyone. He knows all about you. He even knows how many hairs are on your head!

### **Discussion**

Names are important to Jesus.

Tell the person next to you the names of all the people in your family.

Tell the person next to you if you have a special name that your family calls you by. This might be a 'pet' name which is not your real name.

Do you know what your name means?

For children who know the meaning of their name, ask them to come out the front.

They can write their name on the board and tell the class the meaning.

### **Questions**

Jesus knew Nathanael's name before He met Nathanael, and no one had told Jesus Nathanael's name. How did Jesus know Nathanael's name?

Where was Nathanael sitting?

Does Jesus know your name?

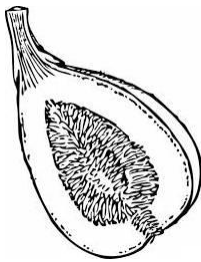
### **Activity 1**

Each child can write their name on a piece of card and decorate it.

If children cannot yet write their name they can copy it or trace over a lightly pencilled name.

### **Activity 2**

Children can draw Nathanael under the fig tree.



# God is Love

## Week 4

### God calls us by name

#### Bible References

Luke 19:1-9 Zacchaeus the tax collector. (Jesus searches out those who are lost.)

Psalm 139 God knows all about us.

#### Focus

God knows all about us and knows our name. He forgives us for the things we do wrong. He wants us to love Him.

#### Bible lesson: Zacchaeus

Zacchaeus was sad. He wanted friends. But no one wanted to be his friend.

Zacchaeus collected the money that people had to pay to the government. He was a tax collector. But he collected more than he should have and kept the extra money for himself.

"Zacchaeus cheats," some people said. "Zacchaeus steals," they said.

Zacchaeus had heard that Jesus was coming to his town.

"I want Jesus to be my friend," he said.

The people laughed. "Jesus is a good man," they said. "He will not want to be your friend."

There were people all around Jesus.

Zacchaeus wanted to see Jesus. But Zacchaeus was a little man. He could not get through the crowds to see Jesus.

"I will climb that big tree and see Jesus," he said.

So Zacchaeus climbed the big tree.

Jesus stopped under the tree and looked up. He saw Zacchaeus.

"Zacchaeus, come down," said Jesus. "I want to go to your house."

"How did Jesus know my name?" thought Zacchaeus.

#### Discussion

What is a tax collector?

How did Zacchaeus become rich?

What is stealing?

Jesus loved Zacchaeus even though he did bad things. When Zacchaeus decided not to do the bad things anymore, Jesus said, "I forgive you." What does that mean?

How do we know that Jesus forgave Zacchaeus?



Did Zacchaeus change when he met Jesus?

What do you think Jesus and Zacchaeus talked about when they went to the house of Zacchaeus?

Jesus called Zacchaeus by name. Do you think that Jesus knows your name?

**Activity**

Children can draw a picture of themselves inside a decorated paper frame. Write on the frame: Jesus loves ..... (name)



# God is Love

## Week 5

### Talking to God

#### **Bible reference**

Matthew 6:9-14 The Lord's Prayer

#### **God is a person who loves us. He wants us to talk to Him.**

When you love someone you want to talk to them and they want to talk to you.

It's like that with God. He loves you and wants you to talk to Him.

Whose Mum or Dad has a phone?

Why is it good to have a phone?

You can talk to people who are important to you whenever you want to.

#### **How do we talk to God?**

Talking to God is called prayer. We just tell God the things that are important to us. Maybe we are afraid about something. Maybe someone we know is sick. Maybe we are sorry for something we've done. God knows and cares about everything. When we pray we can also say "thank you" to Jesus for all the things He has done for us.

#### **How to pray**

We can begin our prayer by saying "Dear God", or "Dear Jesus", then we tell Him the things we want to tell Him. We do not have to pray out loud, although we can. When you are on your own you can pray in your thoughts.

We can close our eyes when we pray, so that we can think just about you and God and nothing else.

Jesus said we can call God "Our Father" because God is like a Father who looks after us all the time.

Jesus said, "When you pray, say, Our Father who lives in Heaven. We honour your name."

The name of Jesus and God are to be honoured. That means their names are very important and we must not use these names as a swear word. We must only use their names when we are talking to God.

#### **Prayer**


Ask for some suggestions of things we can pray for as a class.

Ask children to close their eyes and have a time of prayer.

**Activity:** Write "Thank you Jesus" on a piece of paper, one for each child. Ask them to trace over the letters and draw on the page the things they want to say thank you for.

# Bible Lessons Year 1

## God is a Caring Provider 5 weeks



### Outcomes

At the completion of this module students will understand:

- That God cares for us like a shepherd in Bible times.
- The qualities of the shepherd, the job description of the shepherd, and the way in which they looked after sheep in Bible times in the land of Israel.
- That it is right to say 'thank you' to God for all that he has provided for us.

### Related classroom topics for Science, Social Studies and Health:

Clothes

### Link between "God is Provider" and classroom topics:

God provides food and clothes for me because He loves and cares for me. He cares for me, just like a shepherd cares for his sheep. He provides for all my needs.

### Values:

Faith, care for the environment, peace, generosity, thankfulness

# God is Provider

## Week 1

**Jesus is the shepherd and I belong to Him.**

**Jesus knows my name.**

### **Bible References**

John 10 The Good Shepherd

The sheep hear His voice. He calls His own sheep by name. The sheep follow Him because they know His voice.

### **Picture Discussion**

Show pictures of sheep farmers and sheep. Compare these with any pictures of shepherds and sheep in Biblical times. Explain that a shepherd in Jesus' day travelled around with his sheep looking for the best grass. The sheep were not kept inside fences during the day, but at night they were led into their special wooden sheep pen where they would be safe for the night.

### **Bible lesson: The Good Shepherd**

Jesus sometimes told stories about sheep and shepherds. In Israel, the land where Jesus lived, a shepherd was a person who looked after the sheep. He always carried a crook with him as well as a sling shot, in case wild animals tried to run off with one of the sheep. A shepherd had to be very brave. If a wolf or a lion or a bear came along, he would protect the sheep. He would use the sling-shot to hurl a stone at the animal and his crook to fight it off.

A shepherd also helped a sheep out of trouble. Sometimes a sheep wandered into thick prickly bushes and couldn't get out. Then the shepherd would gently lift the sheep out of the bushes and put it back with the others. Sometimes sheep were troublesome. They wouldn't go where they were meant to. Then the shepherd used his crook to make them go the right way.

A shepherd loved his sheep very much. He even had a name for every sheep. What do you think some of their names might be? The sheep knew the shepherd too. They knew the sound of his voice and could pick it out amongst other voices. Can you recognise the voice of your Mum or Dad.....even when you can't see them? You know their voices very, very well, and that's how it was with the shepherd and his sheep.

Sometimes bad men came along to the sheep-fold and tried to steal the sheep. The bad men didn't go through the gate, but crept under the fence and hid behind a bush. Then they called to one of the sheep to come to them. But the sheep wouldn't come. It didn't know the stranger's voice. Instead, the sheep ran to the shepherd knowing that the shepherd would protect it.

Jesus told this story about the shepherd and the sheep because He wants us to love Him just as the sheep love their shepherd. Jesus is like our shepherd because He loves

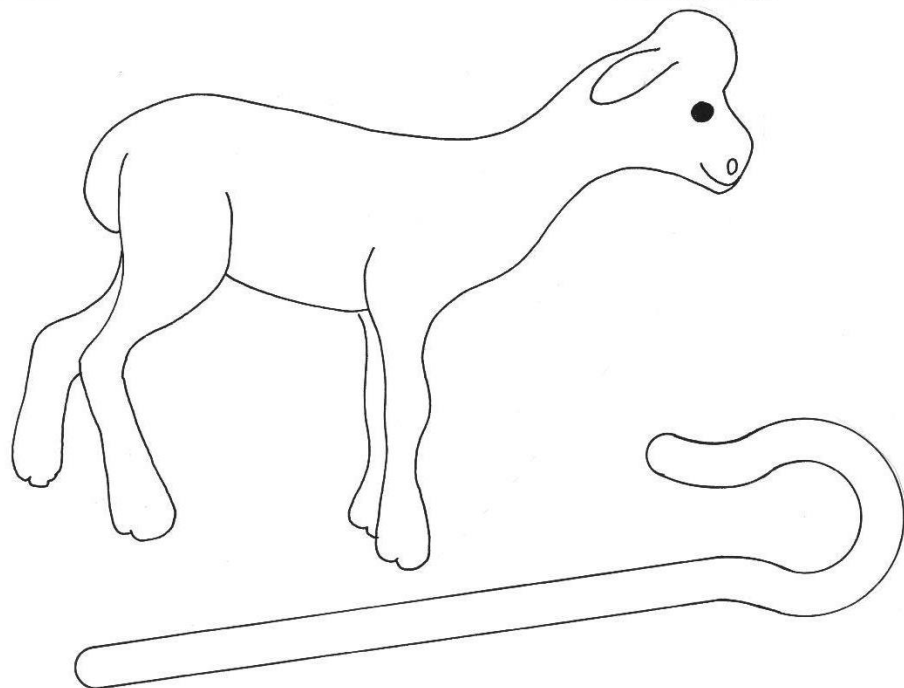
us. He protects us from danger and always cares for us. Jesus wants us to follow Him, just like the sheep follow the shepherd. They wouldn't follow anyone else because they only know the voice of the shepherd.

### **Game**

Do you know this voice when you can't see the person? (i.e. "Who am I?") This game relates to the fact that the sheep know the voice of the shepherd.

### **Activity**

Make paper sheep and a shepherd's crook. Attach cotton wool to the sheep using glue.





# God is Provider

## Week 2

### God looks after me like a shepherd

#### **Bible reference:**

Psalm 23 The Lord is my shepherd.

#### **Visual aids:**

Show a picture/s of shepherds in Bible times. If you don't have one, draw the shepherd with his long clothing, head-dress and crook.

#### **Bible lesson: The Lord is my shepherd**

A shepherd is a person who looks after sheep. He takes the sheep to a place where they have plenty to eat and drink. By making sure they have good food and water we say that he *provides* for the sheep. He also *protects* the sheep. He keeps them away from danger and watches them at all times.

There was a teenage boy in Bible times called David. He was a shepherd who loved God. He wrote songs for God and these songs are written in the Bible, although we don't know the tunes, just the words. These songs are called the Psalms. Here is one that he wrote about a shepherd. Pretend that you are a sheep and think about how the shepherd looks after you in this psalm.

God is like a shepherd.

He takes me to where the greenest grass is.

He takes me to the river to drink. He does not take me to where the river is flowing too fast. He takes me to the still water.

He shows me the things to do that are right.

Even though I go through tough times He is still with me.

He has a stick called a rod and he uses it to keep the wolves and foxes away. I feel safe when I know that he has his rod.

He gives me happy times.

He loves me very much.

When I stay with the shepherd, I know that he will provide for me and protect me for my whole life.

I want to stay with him forever.

#### **Discussion:**

How does the shepherd provide for the sheep?

How does God provide for us?

How does the shepherd protect the sheep?

How does God protect us?

What would happen if one of the sheep decided not to stay with the shepherd?

What could happen if we decided to forget about God?

How does God show us what is the right things to do?

# God is Provider

## Week 3

### God cares for me when I'm in trouble.

#### Bible Reference

Luke 15:1-7 The Lost Sheep.

Suppose someone has 100 sheep and loses one of them, what does he do? He leaves the other 99 sheep in the pasture and goes looking for the lost one until he finds it. When he finds it, he is so happy that he puts it on his shoulders and carries it back home. Then he calls his friends and neighbours together and says, "I am so happy I have found my lost sheep. Let us celebrate! (GNB)

#### Bible lesson: The Lost Sheep

#### Puppet Play and Craft Activity

*Using the drawings on the next page, colour the drawings of shepherd, sheep and fence. Glue these to cardboard, then cut them out. Tape a pop-stick or straw to the back of each cut-out. Hold the pop-stick figures to help tell the story.*

#### *A play for pop-stick puppets*

**NARRATOR:** Jesus once told a story about a shepherd who had 100 sheep.

Once upon a time there was a shepherd. (Enter shepherd). He carried a crook to help take care of the sheep. He took very good care of the sheep. He showed them where the best grass was and where the coolest water was. He knew the name of every sheep.

**SHEPHERD:** "Here Brown Face ... over here Sam..."

*(Enter two sheep making sheep noises.)*

**NARRATOR:** Every night the shepherd would take the sheep to their pen. A sheep-pen is a special paddock surrounded by a fence, to keep the sheep safe from wild animals during the night. As they went through the gate into the pen, the shepherd would count the sheep....

**SHEPHERD:** one, two, three, four, five, six, seven, eight

**NARRATOR:** and so on, right up to 100.

*(All sheep enter. Fence placed in front of them.)* When the shepherd had counted all the sheep he would close the gate for the night. But one night, the shepherd was counting....

**SHEPHERD:** 94, 95, 96, 97, 98, 99.... Only 99. One is missing. Let me count them again. 94, 95, 96, 97, 98, 99... Still only 99. I'll have to go and find that missing sheep. Which

one is it now... Yes, that's who it is...It's Jumper. (The shepherd goes and looks for Jumper.)

Is he down by the river? Perhaps he's fallen in...

No, not there.

Is he stuck in the prickly bush?...Yes, there he is, over there.

**NARRATOR:** The shepherd gently lifted Jumper out of the prickly bush and carried him home over his shoulders.

*(Enter shepherd carrying sheep.)*

He put Jumper safely in the pen with the other sheep and closed the gate. When Jumper went missing, the shepherd had been very unhappy, but now he was very happy because he had found his lost sheep. Just think...if Jumper had stayed in that prickly bush all night, a lion or a bear or a wolf might have killed him. Now the shepherd was so happy he decided to have a big party and invite all his friends.

### **Discussion**

Jesus said that this story had a special meaning.

God is like the shepherd. Who do you think the sheep are like?

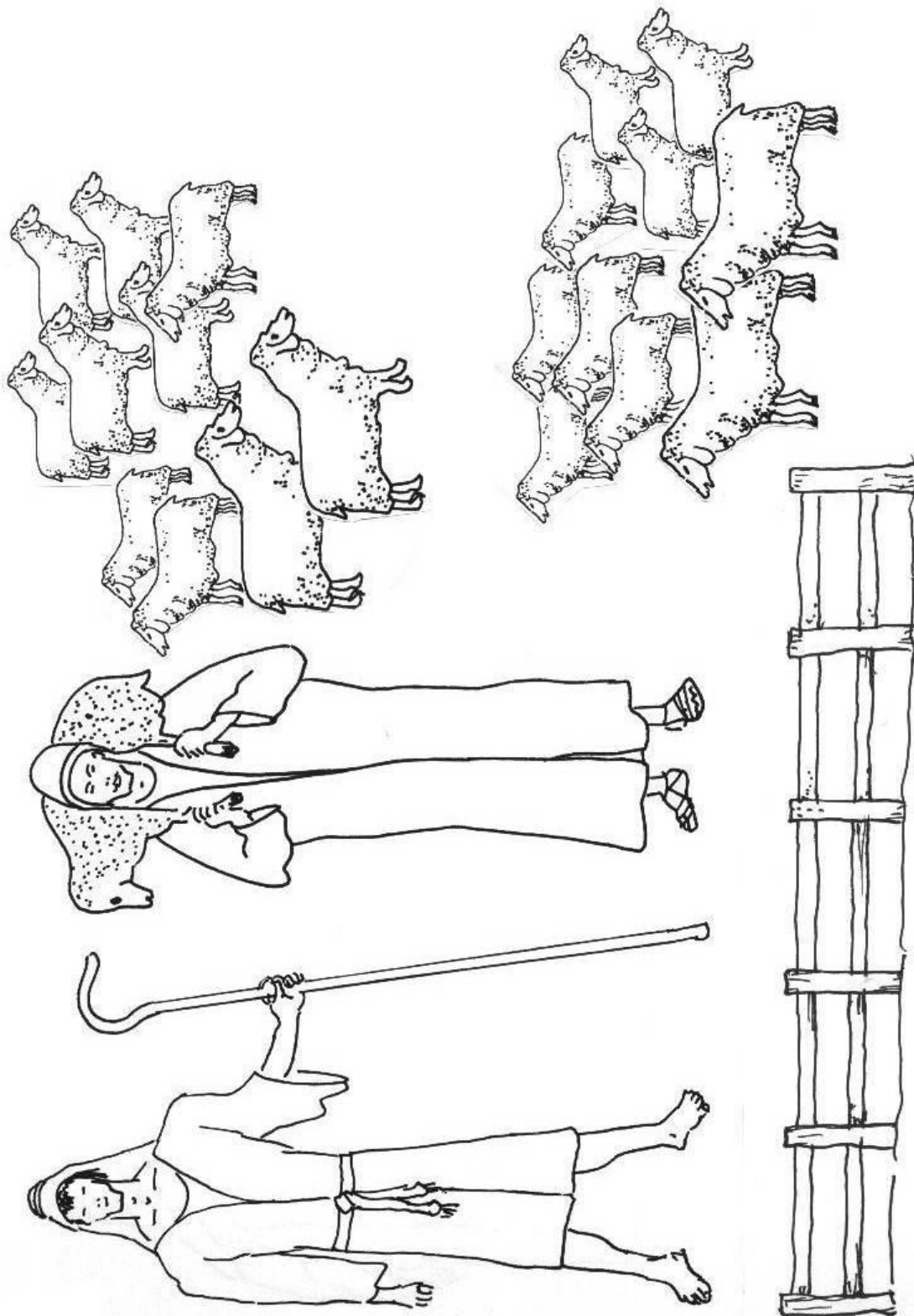
Sometimes people are like sheep. They don't obey God. But when they say sorry and decide to do what God wants, then God will forgive them. God is very, very happy, just like the shepherd who was happy when he found the lost sheep.

How do we know that God loves us?

How does God provide for us?

### **Note**

For very young children, the teacher can take the roles of both Narrator and Shepherd while the children take the role of sheep. They can be encouraged to make sheep sounds at appropriate times.



# God is Provider

## Week 4

### God is a generous provider. God is good to us.

#### Bible Reference

John 6:1-14 The loaves and fishes

#### Bible Lesson: Jesus feeds five thousand people

"Here is your lunch," said Mum. "Five little bread rolls and two little fish."

"Thank you," said the boy. "I am going to see Jesus."

The boy ran to see Jesus. There were many people. The boy sat down with his friends. They listened to Jesus. Then it was lunch time.

Many people did not have lunch.

"Can anyone give me their lunch?" asked Jesus.

"I can," said the boy. The boy gave his lunch to Jesus.

Jesus took the lunch and made more and more lunch...lots and lots of bread ... lots and lots of fish. He made lots of lunch out of one little lunch!

The friends of Jesus gave lunch to all the people. There were many, many people. They all got to eat some lunch. The boy was happy. Jesus was his friend.

#### Discussion

In this story Jesus provided bread and fish for many people. There was so much food that there were baskets full left over. God provided *more* than enough.

Discuss favourite foods. Use pictures of food or real food. Discuss different tastes: sweet, salty, sour, spicy.

Before we eat our food, we usually say thankyou to God for giving it to us. How does God provide food? Think of plant foods that grow in the soil or on trees. Think of animal foods. Why is it important to eat healthy food and not junk food?

#### Definition

Discuss the meaning of the word *provide*.

#### Prayer

Thank God for everything He has provided.

#### Activities

- Make loaves and fishes from white play dough, or make cut-out loaves and fish and draw a basket to put them in.
- Bring a basket of bread and share it out.

# God is Provider

## Week 5

### God provides for all our needs.

#### **Bible Reference**

John 2:1-11 The Wedding at Cana.

#### **Discussion**

Ask the children to tell the class about a special time they have had with their family or friends.

Parties are special times. What special things do you do at birthday parties? Weddings are special times too. Has your family ever been to a wedding? There is a story in the Bible about the time when Jesus' family went to a big wedding party.

#### **Bible Lesson: The Wedding at Cana**

There was a wedding. Jesus was at the wedding. So was Mary.

Everyone was having a good time. Then something happened. There were no more drinks left. There was only water.

"This will not do," said Mary. "The people must have some drinks. Can Jesus help? He is a good helper."

Mary asked Jesus to help.

Jesus said, "Get some water in some big pots." Then Jesus said, "Now drink the water from the pots."

The people got a big surprise. The water in the pots had been made into wine! Jesus had done this by His great power.

"Something amazing has happened!" they all said. "Thank you, Jesus!"

When the drinks ran out Jesus provided the very best. Jesus provided something very special for His friends and family. No one else could change water into a special tasting drink, but Jesus could do it because He is the Son of God.

**Discussion:** How did Jesus turn the water into wine? Why did He do this? Would He care for you and help you if you really needed something?

#### **Prayer**

Thank you, Jesus, for providing the things I need.

# Bible Lessons Year 1

## God is our Saviour

### 3 Weeks



#### **Outcomes:**

At the completion of this module students will understand:

- The events leading up to Easter
- The reason Jesus died on the cross
- That Jesus came alive again and is still alive today

#### **Related classroom topics for Science, Social Studies and Health:**

The study of a country: Fiji

#### **Link between “God is our Saviour” and classroom topics:**

*John 3:16 For God loved the world so much that He sent his only son so that whoever believes in Him should not die but have everlasting life.*

God wants the people of every country in the whole world to come to know Him, so that they can live forever with Him in heaven. People of every nation can come to know the true God by asking Jesus to forgive their sins and then to follow Him. Some people have never heard about Jesus so those who know about Him must tell others. How did Fijians come to know about Jesus?

#### **Values:**

faith; respect for truth; love for all people; thankfulness

# God is our Saviour

## Week 1

## Easter 1

**Bible reference:** Matthew 26

**Bible lesson: Supper with Jesus**

“Where will we eat?” Jesus friends asked.

Jesus told them where it would be.

They would eat at a house in Jerusalem.

So Jesus’ friends went there.

They put the supper together.

Then Jesus and his twelve friends ate together.

“Eat this bread,” Jesus said. “When I am gone, you will do this again and again. Then you will think of the way I died for you.”

Jesus’ friends ate the bread. But they were sad. They did not want Jesus to die.

“Drink from this cup,” Jesus said. “When I am gone you will do this again and again. Then you will think of the way I died for you.”

Jesus’ friends drank from the cup. But they were sad. They did not want Jesus to die.

Suddenly the friends heard someone singing. It was Jesus. Jesus friends began to sing too.

This was a special time because Jesus was so special.

**Questions:**

Who was eating together?

What did Jesus give his friends?

Why were Jesus’ friends sad?

**Discussion**

Tell the person next to you about a special time when you ate together with family or friends.

Why is eating together special?

What was special about the meal that Jesus shared with his friends?

**Activity**

Draw Jesus and his twelve friends sharing a meal together. What food and drink must you include in the drawing?





# God is our Saviour

## Week 2

## Easter 2

**Bible reference:** Matthew 27

### **Bible Lesson: The love of Jesus**

Jesus had never done anything wrong. But some men did not like Jesus. They knew that he had done miracles. They knew that the people thought he was great. They thought that the people might want Jesus to be their king instead of their own king. They were jealous because people liked him so much. They wanted him to be killed. "Nail that man to the cross!" they said.

The men nailed Jesus to the cross.

Then they watched him die.

Jesus had not hurt these men. But they were hurting him.

Jesus talked to God about these men.

"Please God, forgive them," he prayed.

The people watching had not seen a man like this.

Jesus even loved the people who were hurting him.

"That man is God's son," said one of them.

When Jesus died on the cross, he showed how much he loved them. And he shows how much he loves you and me.

How much does Jesus love us? He loves us so much that he died so we can come to God.

### **Questions:**

Did Jesus love the men who hurt him?

Did he forgive them?

### **Discussion:**

Do we ever hurt other people? How?

Does he love and forgive us for hurting other people?

How can we show Jesus that we love him with our:


Ears?

Eyes?

Mouth?

Feet?

Hands?



# God is our Saviour

## Week 3

## Easter 3

**Bible reference:** John 20

**Bible Lesson: Jesus is alive again**

*Jesus had a friend called Mary. This story is about the friend called Mary and Jesus, not Jesus' mother who was also called Mary.*

Mary was so sad.  
Some men had killed Jesus.  
Now Mary came to see where they had put him.  
But Jesus was not there.  
"Someone has taken him away," said Mary.  
Mary began to cry.  
Then some angels talked to Mary.  
"Why are you crying?" they asked.  
"Someone has taken Jesus away," she said.  
Then Mary saw a man coming. "Why are you crying? He asked.  
"Someone has taken Jesus away," she said.  
"Mary!" the man said.  
"Jesus!" said Mary.  
Mary was so happy.  
Jesus was alive again!  
"I cannot stay with you," Jesus said.  
"I must go back to my home in heaven."  
Now Mary knew that Jesus was God's Son.

**Questions:**

Why did Mary cry?  
Who came to see her?  
What did he tell Mary?  
Who is Jesus?  
How did Mary know that Jesus was God's Son?

**Discussion**

When Jesus died on the cross, he died for all the wrong things that people have done. This means that people who ask Jesus to forgive them can have a home in heaven with Jesus when they die.  
Who can live in heaven with Jesus?



# Year 1

## God is Pure and Holy 4 Weeks



### Outcomes

**At the completion of this module students will understand the importance of:**

- Being clean and honest in body, mind and spirit
- Keeping their working and living environment clean and orderly
- Being honest in their relationships with themselves, God and other people

### Related classroom topics for Science, Social Studies and Health:

Personal hygiene; cleaning teeth; keeping our home, school and environment clean; honesty

### Link between “God is Pure and Holy” and classroom topics:

God has made us and loves us. He wants us to look after ourselves by keeping clean on the outside and the inside.

### Values:

Goodness, Holiness, Integrity; Honesty, Fairness

# God is Pure and Holy

## Week 1

### God has never done anything wrong

#### **Bible reference**

Exodus 3:5 (NIV) "Do not come any closer," God said. "Take off your sandals, for the place where you are standing is holy ground."

#### **Bible Lesson: Holy Ground**

Today we are going to talk about shoes. They come in all types and sizes. There are sports shoes, there are fancy shoes and there are sandals or flip-flops. Do you wear your shoes in your house? In many families there is a rule to take shoes off before coming inside so that we can keep the floor clean.

There is a story about shoes in the Bible. The Bible has two parts. There is the Old Testament, (the first part) and the New Testament (the second part. (Show a Bible and how it is divided). The first part is about when God made the world, and also about people who worked for God long ago. The new part starts when Jesus was born and is mostly about Jesus.

The lesson today is about one of the people who worked for God in the Old Testament (the first part of the Bible). His name was Moses. God gave him a special job to do. Let's find out what it is.

God's people from the land of Israel had been captured and were made to be slaves by the Egyptian king called the Pharaoh. God gave Moses the job of leading the people of Israel out of Egypt back to their own land, so they wouldn't be slaves any more.

As our story begins, Moses is out in the field taking care of the sheep and goats. He led the sheep near the mountain called Sinai. Suddenly, an angel of the Lord appeared to him as a flame from the middle of a bush. The most amazing thing was that the bush was on fire, but it wasn't burned up!

"That's strange," Moses thought. "Why isn't the bush burning up? I'll go closer and see."

As he came closer, God called out to him, "Moses! Moses!"

"Here I am," Moses answered.

"Don't come any closer," God said. "Take off your sandals, because you are standing on holy ground."

The word 'holy' means 'perfect'. God is perfect and has never done anything wrong. Jesus, when he came to earth, didn't do anything wrong – ever!

The ground where Moses was standing was holy ground because God was there.

When Moses heard God speak those words, he hid his face because he was afraid to look at God. Everyone in the whole world has at some time done something wrong, including Moses. God wanted Moses to teach the people of Israel to be holy. God wanted the people of Israel to worship only the true God."

God continued speaking to Moses. "I am sending you to Pharaoh to bring my people, the People of Israel, out of Egypt."

"Why me? What makes you think I could go to Pharaoh and lead the children of Israel out of Egypt?" asked Moses.

"I will be with you," God said. "Tell the people of Israel that I am sending you to set them free."



### **Discussion**

How did Moses know that God was holy?

What did Moses see?

What did Moses hear?

What did God tell Moses to do? Why?

How would you feel if you were Moses?

# God is Pure and Holy

## Week 2

### Choosing right instead of wrong

#### Bible References

Matthew 23:13 - 27 Jesus said that we must be clean on the inside... not just on the outside.

Luke 10:25-37 The Good Samaritan chose to be kind. The two men from the 'church' chose not to be kind.

#### Introductory Activity: Making Choices

Visual aids: bowl of fruit or pictures of selected fruits.

a) Ask the children to choose their favourite fruit.

b) Then ask the children questions individually:

- Which toy would you choose: a doll or a skipping rope?
- Which would you choose to take on a picnic or take to the playground?

#### Discussion

We can choose between many things but we can also choose between doing right and doing wrong. Discuss some of the right/wrong things we can choose to do.

EXAMPLES:

- obeying/disobeying our parents
- being kind/unkind
- sharing/fighting
- telling the truth/lying

Making good choices is being pure and holy. God wants us to say 'no' when we have bad thoughts.

#### Bible Lesson: The Good Samaritan

"Help! Help! Please help me!"

A man lay at the side of the road. Some bad men had hit him. They stole his money and his bag of things. They left him nearly dead. Now he could hear footsteps. Someone was coming. He thought to himself, "If I call out they will come and help me."

He called again, "Help me, please."

A priest came by. He looked at the poor man. Then he quickly walked to the other side of the road. He did not help the man. He left him by the road.

Then he could hear more footsteps.

"Help me!" he called. "Help me, please!"

A Levite came by. He looked at the poor man. But he did not help him. He went past on the other side of the road.

Clip-clop; clip-clop. A man on a donkey was coming, the poor man said to himself. "Help me! Help me!" he called out.

The donkey stopped. The poor man looked up at the man on the donkey. He was a Samaritan.

"He won't help me," the poor man said to himself. My people are not good friends with Samaritans."

But the Samaritan got down off his donkey. He came to the poor man.

"Oh, you poor man," he said. "Someone hit you. Someone robbed you. I will help you."

He took some oil and wine out of his bag.

"Here, I have oil and wine. I will put them on the cuts. That will make them better."

The Samaritan put the man on his donkey.

"I will take you to the inn down the road. You can rest there until you are better."

The Samaritan walked the donkey to the inn with the man on its back.

"Good morning Mr. Inn-keeper. Can you give us beds for the night? This man needs to rest. Some bad men hit him and robbed him."

Next day the Samaritan spoke to the inn-keeper.

"I must go now. Here is money for food and a bed for this man. I will come back soon and give you more money if you need it."

The Samaritan said 'Goodbye' to the man.

"God will take care of you," he said as he went on his way.

### **Discussion**

This is a story that Jesus told. It is about three men who had to choose between being kind or not being kind. The first two men were from the church. You would expect them to be kind, wouldn't you? But no. They chose to be unkind. The third man came from a different country. You wouldn't expect him to be kind, but yes, he chose to be kind to the poor man lying by the roadside.

When we choose to obey what is right we are obeying God. When we choose wrong, we are disobeying God. The Bible calls doing wrong, '*sin*'. Doing wrong makes us feel sad on the inside. It makes God sad too. What can we do to make things right again? We can say sorry and ask God to forgive us. Can you think of a time when you have done wrong, and then later felt bad about it? What did you do? In the story, what do you think the two men from the church could have done once they realised how unkind they had been?

### **Act it out:**

Dramatise the story of the Good Samaritan. Also dramatise situations which involve choices. e.g., choosing the largest piece of cake or leaving it for someone else.

# God is Pure and Holy

## Week 3

### Always honour God

**Bible reference:** John 2:13 – 16

#### **Bible Lesson: Jesus visits the temple**

Jesus liked to go to God's house. In Bible times it was called a temple.

He liked to talk to God there.

He liked to read from the Scriptures there, because people did not have Bibles at home.

But one day, when He went there, things were different. Jesus did not like what some men were doing. They were not talking with God. They were not reading from the Scriptures.

These men were selling animals in God's house. They were not honouring God.

These men liked to cheat. They liked to steal too.

"You are not doing what you should do in God's house," Jesus said.

"You must get out!"

Jesus made these men get out of God's house.

"God's house is not a place to cheat and steal," said Jesus. "We should go to God's house to be with God. We should talk to God in God's house. We should talk with God's people too."

#### **Discussion**

What should we do in God's house?

What were the men doing in God's house?

Were they doing the right thing?

Were they clean on the inside?

What did Jesus tell them to do?

What does it mean 'to honour God'?

#### **In our classroom**

What if someone has something that you want... should you take it? What should you do?

#### **Being honest is being pure**

#### **Story: Anita and Angeela**

This is not a Bible story. It is a story that could happen today here in Fiji.

Anita and Angeela saw Mrs. Singh walking in front of them.

Mrs. Singh had some papers in her hand.



Anita and Angeela saw Mrs. Singh drop a paper and keep walking on. Mrs. Singh did not know that one of her papers had been dropped. Anita ran to pick it up. She saw that the paper was some money. It was a \$5 note. Anita picked up the money. Angeela said, "Finders keepers, losers weepers!" Let's go and buy some kind of treat with this money. "No", said Anita. That would be stealing. Anita ran to Mrs. Singh. "Here is your money," she said. "You dropped it.!" "Thank you Anita, you are an honest girl, said Mrs. Singh. Honesty is saying "no" when thoughts come into our mind about doing the wrong thing.

**Discussion: good thoughts, bad thoughts**

If we put dirty water into a clean glass, is the water still dirty? Will the glass also become dirty? (Demonstrate with a glass and some dirt. Show the mud that is left in the glass after you pour the water out.)

If we let wrong thought into our minds, our actions will also become dirty. God asks us to think about good things, things that are true, right, pure and lovely. If bad thoughts come into our minds we should chase them away. Ask Jesus to help us think good thoughts. A clean mind makes us feel happy on the inside.



# God is Pure and Holy

## Week 4

### Saying sorry

We need to say "sorry" not only to Jesus, but also to other people.

#### Bible References

Matthew 23:26 Be clean on the inside...not just on the outside.

Psalms 51:7 Wash me and I will be whiter than snow.

1 Samuel 16:7 Man looks on the outward appearance but the Lord looks on the heart.  
(KJV)

Matthew 26:69 & John 21:15 Jesus forgives Peter.

#### Introduction

In Israel, the land of the Bible, it can get very cold, and snow falls. You have probably never seen snow. It is very, very white and very, very cold, a bit like ice-cream covering the ground, but it is not sweet. It is made from pure water as the rain turns to ice on its way down to the ground. Each little raindrop turns into a snowflake. If you could see a snowflake with a magnifying glass, you would see that it has beautiful patterns. God tells us that when we say sorry to him for wrong things we have done, then we become clean on the inside, as pure as snow.

#### Bible Lesson: Peter

The Bible tells us about a man called Peter, who did something he knew was wrong, and felt really bad about it. Peter was a friend of Jesus. Do you remember when Jesus was captured by the soldiers and taken away to be killed on the cross? Peter got really scared and ran away in case they tried to capture him as well. He went to a place where he thought no one knew him, and stood by the fire to keep warm. Then someone recognised him. "Didn't I see you with Jesus?" said the person. "Aren't you a friend of His?"

"No. No. Not me. You must be thinking of someone else," Peter said.

But after he had said that he felt awful on the inside. He had told a lie. He really was one of Jesus' friends, but was too afraid to say so.

We all know that Jesus didn't stay dead, but came alive again. When Peter met Jesus again, Jesus knew that he had told a lie about being His friend. Peter had to say that he was very sorry. That made him feel better on the inside, especially when Jesus said, "I forgive you".

#### Story: Kaveni and Mere

This is a story about two Fijian children.

Mum gave Kaveni some new crayons.

Kaveni drew on the paper that Mum gave him. He drew pictures for his little sister Mere.

The paper was now all used up on both sides.  
He decided to draw a picture on the wall.  
He knew that Mum would not be happy so he tried to rub it off, but it wouldn't come off.  
Mum came in and saw the crayon on the wall.  
Kaveni wanted to blame Mere. He wanted to say "Mere drew it."  
But that would be a lie.  
Kaveni decided to push the bad thoughts away and told Mum, "I drew on the wall and I am sorry."

### **Discussion**

Sometimes we do wrong things, but we make it worse if we tell a lie and blame someone else.

Being honest and telling the truth is having a clean heart.

What is honesty?

When people are honest they do not lie, cheat or steal.

Honesty is telling the truth.

Honesty is saying 'I made a mistake' even when you know someone might be angry or disappointed with you.


What would you do if:

- You spilt juice on the carpet and Mum thinks your little sister did it?
- The teacher thinks you won the race, but you know another student beat you?
- You said something mean to someone?
- You forgot to do your homework and the teacher asks you where it is?
- Some friends tell you they stole some sweets and they offer you one?
- You are sitting close to your friend during a test and you can see his/her work?



# Year 1

## God is Creator 5 Weeks



### Outcomes

At the completion of this module students will understand that:

- God created the universe in six days
- God created the world for humans to enjoy and care for
- We have a responsibility to care for God's creation
- God created plants to provide for us
- We should thank God for all that he has provided for us

### Related classroom topics for Science, Social Studies and Health:

Living things; difference between living and non-living things

### Link between "God is Creator" and classroom topics:

God created all living things. He also created non-living things such as rocks, soil and water. Humans cannot make living things. Humans can make non-living things, but only by using the things that God has made as a starting point.

### Values

Truth; Faith, Care for God's Creation

# God is Creator

## Week 1

### God made our beautiful world in six days.

#### **Bible reference: The Creation**

Genesis 1

#### **Bible Lesson**

Tell the story of the days of creation from Genesis 1.

Make large numbers 1 – 7 to represent the days.

Hold up the numbers as you tell the story. Use pictures if possible.

#### **Day 1**

Everything was dark, then God created light and separated the light from the darkness. He did this in one day, (24 hours).

Discuss: How long is one day? From the time you wake up in the morning until the same time you wake up the next morning. That's how long it took for God to make the light. Just one day. Ask the students how they feel about light and darkness. Do they like to go outside in the dark or do they like to use a torch? What happens to the darkness when they go into a room and turn the light on?

Prayer: Thank you God for the darkness that helps us to sleep. Thank you God for the light that wakes us in the morning. Thank you God, for everything you have made. Amen.

#### **Day 2**

The earth was covered with water, and God drew some water up above the earth and created the sky. He left some water below to cover the earth which would later become our seas, rivers and lakes. God did this in just one day.

Discussion: Ask the children what colours they see in the sky, (day and night) e.g. white clouds, yellow sun, blue sky, black night sky.

Prayer: Thank you God for the water we drink, and wash ourselves with. Thank you God for the water we swim in. Thank you God for everything you have made. Amen.

#### **Day 3**

God caused dry land to appear out of the water, and made plants, trees and grass to grow on the earth. God made the plants in just one day.

Discussion: Ask the children what their favourite plants are. Remind them that some plants are large like trees and others are small, like tiny flowers. Some are strong,

like coconuts; some are very soft; some smell sweet; some plants are used for food and some are used for building things.

**Prayer:** Thank you God for the earth that makes things grow. Thank you for the trees which give us shade and wood to make our houses. Thank you God, for the plants that give us food. Thank you God, for the brightly coloured and sweet-smelling flowers. Thank you God for everything you have made. Amen.

#### **Day 4**

God put the sun, the moon and the stars in the sky so we would have day and night. God made the sun, moon and stars in just one day.

#### **Discussion**

What does the sun do for us? It gives us light during the day, and warmth. It helps the plants to grow so we can have food. What does the moon do? It gives us light in the darkness. It makes high tide and low tide and tells us when it is good to fish. The stars have helped our great grandfathers to travel across the seas from country to country.

**Prayer:** Thank you God for the sun that makes us warm. Thank you God for the sun that makes the plants grow. Thank you God, for the moon and stars. Thank you God for everything you have made. Amen

#### **Day 5**

God created the birds in the sky and the fish in the waters. God made the fish and birds in just one day.

**Discussion:** Ask the children if they have or have seen an aquarium. Ask if they go fishing. Do they like fish to eat? Can they think of any really big creatures that live in the sea? Have they ever seen beautiful colourful fish on Fiji's coral reefs? What is their favourite bird? Some birds are very tiny and other birds are very big. Can they think of a bird that doesn't fly?

**Prayer:** Thank you God for the fish and the birds. Thank you for everything you have made. Amen.

#### **Day 6**

God created then animals and people. He created animals and people in just one day.

**Discussion:** Think of your favourite animals. Ask the children whether they keep an animal at home as a pet. God made animals for us to enjoy, and to provide food and clothes for us. But God's favourites out of all the things he made are people. He loves us more than the animals.

**Prayer:** Thank you God for puppies and kittens and all the animals. Thank you for making me. Thank you God for everything you have made. Amen.

## Day 7

God rested and enjoyed the world that he had made. He rested for just one day.

### Discussion

God did not rest because he was tired. God never gets tired. God rested to enjoy the things that he had made. God wants us to rest after we have worked hard. God wants us to enjoy the world he made for us.


**Prayer:** Thank you God for everything you have made. Amen.

### Question:

How long did God take to make the world?

### Activity

Draw the 6 days of creation. This will be a project over a few weeks.



# God is Creator

## Week 2

### Thank you God for making plants

#### **Bible references**

Genesis 2:11 Then He commanded, "Let the earth produce all kinds of plants, those that bear grain and those that bear fruit."...Evening passed and morning came. That was the third day. (GNB)

Genesis 2:29-30 "I have provided all kinds of grain and all kinds of fruit for you to eat...for all the wild animals and for all the birds I have provided grass and leafy plants for food..." (GNB)

Genesis 2:15 "Then the Lord God placed the man in the Garden of Eden to look after the garden."

#### **Revision**

Revise the 7 days of creation using the large numbers you made last week. Ask the children to retell the days of creation.

#### **Discussion**

Think about the special things God created for us...especially the plants He created for our food. What are the plants, seeds, fruits and vegetables which we eat? Think about tastes and colours. God shows that He loves us by providing food that is not just good for us, but tastes good too.

Tell the story about God putting Adam into the beautiful garden called the "Garden of Eden", and God's instructions to Adam about looking after it.

What were some of the jobs that Adam had to do? (weeding, planting, harvesting, raking up leaves etc)

What were the plants that would have been in the garden? (Trees to clean the air, grasses, flowers)

**Nature walk:** Take the children for a walk outside and ask them to collect different leaves, grasses, flowers and seeds. Sort them out into, a) different species, b) different colours, and c) different shapes.

#### **Brainstorm**

Make two lists:

- 1) Natural plant foods
- 2) Processed plant foods

#### **Prayer**

Thank God for providing our food.



# God is Creator

## Week 3

### A big mistake

**God's beautiful world was destroyed by disobedience.**

#### **Bible references**

Genesis 2:4-25; Genesis 3 The beginning of sin.

#### **Bible Lesson: A big mistake**

Remember that we learned last week about the beautiful garden that God had made? Adam and Eve lived in the Garden of Eden. They were very happy. God told Adam and Eve that they must obey Him. He told them that they could eat any food from the garden, but they must never eat the fruit from one tree.

There was an angel who was a wicked angel. His name was Satan. When he became wicked, he became like a snake. Satan said to Adam and Eve, "Go on. Eat the fruit. It will not hurt you."

So Eve ate the fruit. She gave some to Adam. At once they knew that they had done something very wrong.

They were sad. God said, "Now that you have done wrong, you cannot be in my beautiful garden. You must go from here. You will not be so happy. This is because you did not obey me.

God sent a good angel to the garden. The angel had a sword. No one could go into the garden from now on. This was a very sad day. The world was now a place of sadness and sin. Adam and Eve were not happy. The animals were not happy.

God was very sad because people could no longer be with Him. God made a plan. He planned to send His Son Jesus, to die on the cross and to forgive us for our sin. If we ask Jesus to forgive us for our sin, and if we ask Him to be our friend, then we can be with God, just like Adam and Eve were once with God in the Garden of Eden.


#### **Discussion**

When Adam and Eve disobeyed God, the beautiful world was no longer perfect. The beautiful garden was no longer beautiful. Now weeds grew there and plants with sharp thorns. The animals that lived in the garden also changed. Some animals changed from being plant eaters to meat eaters. This meant that some animals killed other animals.

In the beginning God had provided...'for ALL the wild animals and for ALL the birds, grass and leafy plants for food'. (Genesis 1:30) GNB

Imagine lions and crows eating grass and leafy plants! This was God's original plan, but Adam and Eve's disobedience brought fighting and killing into the world.

When sin entered the world, many people became greedy. Today there is plenty of food in the world to feed everyone, but many do not have enough to eat because of wars. Wars are caused by greed and selfishness.



# God is Creator

## Week 4

### Giving thanks to God

#### Bible references

Genesis 1 The Creation

Luke 17:11-19 The leper who said 'Thank You'

Matthew 6:28-29 The lilies of the field

#### Introduction

We can say 'thank you' to God before our meals.

How many different 'thank you' prayers or songs are known within the group?

What are some of the things we can say 'thank you' for?

When God made the world, he thought about everything we would need to live. It is good to remember to thank Him for all that He has provided for us.

#### Bible Lesson: Jesus healed ten men with leprosy

In the days when Jesus lived on earth, some people had a skin disease that could be passed on to others. The disease was called leprosy. The toes and fingers went black and there was no feeling in the toes or fingers.

Because the disease could be passed on to other people, anyone with this disease had to live away from everyone else.

There were ten men who were living away from everyone. They were very sad because they could not see their families. But Jesus did not mind visiting them.

When Jesus came they called to Him, "Jesus, Jesus!"

Jesus healed their disease and told them to go and see the priest who could give them permission to live with their families again.

They ran off straight away to see the priest. But one man remembered something. He remembered to go back to Jesus and say "thankyou!"

#### Discussion

Why is it important to say 'thank you' to God for all His good gifts to us?

Discuss saying thank you to God before we eat.



# God is Creator

## Week 5

### Human beings are special

#### **Bible References**

Genesis 1:26 God said, "We will make human beings; they will be like us."

Genesis 2:7 "Then the Lord God took some soil from the ground and formed a man out of it; he breathed life-giving breath into his nostrils and the man began to live."

Psalms 139 We are wonderfully made.

Genesis 1:28 "I am putting you in charge of the fish, the birds and all the animals."

#### **Introduction**

Show children some baby photographs. Ask them to tell the person next to them what they looked like as a baby.

On day six of creation, when God made the animals, on the same day he also made people. God said, "We will make human beings; they will be like us." (Genesis 1:26) When God said "we" will make human beings, he meant that God, Jesus and the Holy Spirit created the world together. The Holy Spirit is part of God, just as Jesus is. The three together make God, and the three together created the world and everything in it, including us.

#### **We are different from the animals.**

When God made the first man, Adam, he breathed his breath into Adam. This means that Adam had God's life inside him, and everyone born into the world from then on had God's life. God wanted to make people special because he wanted us to be able to talk to him. God knows all about us. Did you know that God knows how many hairs on our head? He made everyone with a different fingerprint – yes everyone in the whole world has a different fingerprint. Everyone in the whole world is special to God.

#### **Bible Lesson: We are wonderfully made**

God knows every baby before the baby is born. He tells us how important all babies are in the book of the Bible called Psalms. Psalm 139 tells us that God loves us very much. That's because He made us to be his friend.

### **Listen to this poem:**

Wow, God! You know me through and through!  
You care about each thing I do.

You see me sleep each night and work each day.  
You hear each thing I think and say.

You keep me safe wherever I go.  
There's nothing about me you don't know.

You put me together inside my mummy.  
You knew me before I came out of her tummy.

You made me special: I don't know how, God.  
You made me special: I just say 'Wow, God'!



### **Discussion**

Ask children to think about how they are special, e.g. physical features, likes and interests.

Why did God make people?

- People are special, more special than the animals, because God made people to be His friends. Each one of us is special to Him. Each one is different.
- People are also special because God has given us a job to do. When God created the world, he told Adam that he would be in charge of looking after the plants, fish, the birds and all the animals.

God made us to be cleverer and wiser than the animals. To be wise means to know the right thing to do. God therefore expects us to look after God's creation.  
How can we care for God's creation?

### **Activities**

- Ask each child to draw him/herself. Think about hair colour / eye colour, clothing etc.
- Write on each drawing: "Thank you God for making .....(Child writes own name)"
- Ask children to draw a page of things that are special to them e.g. toys, pets, favourite foods.

# Year 1

## God is Wise 4 Weeks



### Outcomes

At the completion of this module students will understand that:

- Wisdom is doing the right thing
- To be wise is to obey what is true and right
- To obey God is to do what God tells us to do
- We find out what God wants us to do by reading His Word, the Bible

For the teacher: Wisdom is “the ability to judge correctly and to follow the best course of action, based on knowledge and understanding”.

A good definition for the children to learn: “Wisdom is knowing the right thing to do, and doing it.”

### Related classroom topics for Science, Social Studies and Health:

Healthy food choices

### Link between “God is Wise” and classroom topics:

Students will be encouraged to make wise choices, including healthy food choices.

### Values:

Wisdom, responsibility, fairness and respect for truth and justice; lifelong learning, goodness, discernment

# God is Wise

## Week 1

### It is wise to obey God

#### Bible References

Exodus 20:1-17 The Ten Commandments: Worship no god but me; do not misuse my name; keep one day for the worship of me; love your father and mother; do not kill or steal; do not lie; do not want things that belong to others.

Proverbs 3:5-7 Trust in the Lord with all your heart. Obey the Lord and stay away from all that is wrong.

Mark 12:30-31 The Greatest Commandment: love the Lord your God with all your heart ....and love other people as much as you love yourself.

#### Bible Lesson: God gives rules to His people

In Bible times, before the birth of Jesus, God chose special people to be leaders of the people of Israel. One of these leaders was Moses. The people of Israel were travelling. They carried all their belongings with them including their tents.

At one time they were staying in tents near a mountain when something very special happened. Moses heard God speaking to Him.

God told Moses: "Go up to the top of the mountain. I want to tell you something important."

Moses went up the mountain. The mountain shook and a big cloud came over the mountain top. There was thunder and lightning. God was there on the mountaintop.

God talked to Moses. He said, "I am going to give you some special rules for the people of Israel. I want you to remember these rules. Here are the rules:

1. Do not worship any other gods. Only worship the true God, the God of Israel.
2. Do not make a god out of wood, metal or any other material.
3. Do not swear.
4. Keep one day of the week especially for God.
5. Love Mum and Dad.
6. Do not kill.
7. Love the person you marry.
8. Do not steal.
9. Do not lie.
10. Do not want the things that belong to other people.



God wrote the rules on two flat pieces of stone. Moses carried the pieces of stone down the mountain and told the people what God had said.

## Discussion

What does it mean when Mum and Dad ask you to **obey** them?

*Obedying, or being obedient, means that we do what they say.*

What are some of the things that your Mum and Dad ask you to do?

Do you sometimes say, "Not now...later!" That is not really obeying.

Sometimes Mum or Dad ask you **not** to do things. Can you think of some?

Your parents ask you to do, or not to do certain things because they love you and know what is best for you. They also know much more than you do.

The Bible says that children should obey their parents. God is our Heavenly Father and we should obey Him too. He knows much, much more than any person in the whole world. He is so big and great, and knows what is best for us too.

God tells us what He wants us to do in a special book. Do you know what the book is called?

*(Show and discuss various Bibles, including children's story Bibles. Ask whether children know any stories in the Bible.)*

The Bible says we should "love God with all our heart". What do you think this means?

It also says we should love other people. That means being kind to everyone. The Bible also tells us about some special rules called the Ten Commandments. These are the rules given to Moses, and the rules that Christians still follow today.

Obedying God is doing what is right. We do the right thing when we obey Mum and Dad.

## Game: Traffic lights

*(This game shows the meaning and importance of obeying laws)*

When we drive a car or walk across a road, there are certain rules we must obey. Do you know how to obey traffic lights?

**red.....stop**

**yellow.....wait**

**green.....go**

In this game there is a certain position for each coloured light.

**R.....Y.....G**

When the game leader says 'red', everyone lines up in the RED position. The leader calls another colour and the players move to line up in the new position. Anyone moving in the wrong direction is out.



**Alternative game: Simon says**

Teacher says for example, "Simon says hands on heads." But sometimes the teacher will say just "hands on heads". Children must only obey the actions when Simon says. Otherwise they are out.

**Activity**

Draw some ways in which we can obey God and our parents.

OR

Make a book, by folding a page into four. Use the following outline: *(Child draws a picture for each idea.)*

- **It is wise to obey God and to love other people.**
- **It is wise not to want everything we see.**
- **The Bible tells us to love God and not to steal, kill or tell lies,**
- **and to obey Mum and Dad.**

# God is Wise

## Week 2

### Obedying God keeps us safe.

#### Bible References

Jonah 1:1-3 The Lord spoke to Jonah and said "Go to the great city of Nineveh and speak against the people who are very wicked". Jonah, however, set off in the opposite direction.

Colossians 3:20 Children obey your parents.

1 Peter 1:14 Be obedient to God

Deuteronomy 11:22 Obey faithfully all the laws that I have given you.

#### Bible Lesson: Jonah and the Whale

God told Jonah to go to Nineveh. God said, "Tell the people about their sin."

Jonah said, "I do not want to go."

Jonah did not obey God. He went to get on a ship.

The ship went out to sea. There was a big storm. The ship went up and down. Jonah fell out of the ship. He fell into the sea. A big whale came.

Jonah was inside the whale.

"Help, God. Help me," said Jonah.

Jonah was inside the whale for three days. Then Jonah came out of the whale. He landed on the sand.

"I am glad I am out of that whale," said Jonah. "I wish that I had obeyed God. It is wise to obey God. I will go to Nineveh. I will tell the people about their sin."



### **Story: The Spider's Web**

*This is a made-up story about a beetle. It shows the foolishness of disobeying those who love and care for us.*

Belinda Beetle belonged to a very large family. Like all beetles, she had four wings: two underwings for flying, and two upper ones for covering and protecting the special flying wings. Right down her back was a straight line where the two wings met. Belinda was a shiny beetle with six long legs and two feelers. She was very proud of her beautiful colours...so beautiful that she could almost have been used as a decoration on a Christmas tree.

Belinda would spend most of her day climbing trees and munching on the juicy green leaves. Sometimes she would see beautiful spiders' webs shining in the sunshine.

"How I would love to touch a beautiful spider's web," she thought, but knew she mustn't, as her father and mother had told her NEVER, NEVER TO GO NEAR SPIDERS' WEBS.

"A spider's web is very sticky," they would say. "If you touch it you will get caught in it and not be able to get out again."

Belinda was a very curious little beetle. She was so curious that one day she just couldn't resist going near a spider's web.

"If I'm very, very careful," she thought, "I'm sure I could touch the web without getting caught."

Belinda reached out one of her six long legs. She touched the web, then quickly tried to pull back again. She pulled and pulled, but she only became more entangled in the web. There she was, stuck in the beautiful shiny spider's web. Now Belinda knew why her mother and father told her to NEVER, NEVER GO NEAR SPIDERS' WEBS....and now she knew that she should have obeyed.

Who should we obey? *(God, parents, teachers)*

Who should we not obey? *(Strangers, people who ask us to do wrong things, Satan.)*


How should we obey? *(Quickly, cheerfully, without arguing)*

Why should we obey? *(God asks us to. He knows best)*

**Activity:** Picture sequencing.

Use the following pictures as a jigsaw activity. The pictures are in the right sequence but you can cut up the squares and jumble them. Then ask the children to put them in the correct sequence.

Ask the children to work in pairs. They can take it in turns to say what's happening in each picture.



# God is Wise

## Week 3

### Learning to obey

#### Bible reference

Genesis 3

#### Bible Lesson: Something bad, Something sad

Earlier this term we learned in the Creation story that Adam and Eve were the first human beings. Adam was Eve's husband. Eve was Adam's wife. They had a good home called the Garden of Eden. They had good food. They had many good things. And they were never sad. But there was one thing they could not have.

"You must not eat the food on that tree," God said.

For a time, Adam and Eve did not eat from it.

Then Satan, (the snake), talked to Eve one day.

"It is good," he said. "You should eat some."

Eve knew that God did not want her to eat from that tree. But the food looked good.

And Satan said that it was good. So Eve ate some.

Adam ate some too. Then Adam and Eve knew they had done something bad. They tried to hide from God, but we can never hide from God. God was sad.

"You ate the food I told you not to eat," God said.

"Now you must go away from this garden. Things will not be the same from now on. You will no longer walk and talk with me in the garden as my special friends. There will be thorns, weeds and poisonous plants. Animals will kill one another. There will be sickness and sadness. But one day I will send my Son to the earth who will be able to put things right. Everyone who believes in my Son, will be my special friend once again.

#### Discussion

Ask the children whether they have ever done things they should not do. How did God feel when they did those things?

What did Adam and Eve do that made God sad?

Why should we try to please God in all things we do?

We know something is bad when:

- It makes others sad
- God says in the Bible it is bad
- Our parent, our teachers, our Sunday School teachers say it is bad
- When you know inside that you should not do it.

Does God still love us when we do wrong things?

There was once a boy who played ball in the house, even though his mother had told him not to. One day his ball bounced into a lamp – crash! The lamp broke.

He tried to hide what he had done. But soon his mother found out.

“I told you not to bounce the ball in the house!” said his mother. “I will have to punish you for this. You will not be able to play with your friends tomorrow but you will stay inside and do jobs instead.”

The little boy cried. His mother wiped his tears and told him that she still loved him, even though he had done something wrong.

God still loves us when we do wrong things, but he wants us to say sorry to him and next time, to do the right thing.

# God is Wise

## Week 4

### Saying 'no' when I am tempted

#### Bible Reference

Luke 4:1-13 Jesus, when tempted by Satan, obeyed God.

**Revise the definition of "Wise":** Knowing the right thing to do, and doing it.

#### Bible Lesson: Jesus is tempted by Satan

As a boy, Jesus was always a good helper to His parents, Mary and Joseph, but He also knew that He must learn what God wanted Him to do. That's why He went to the temple to learn from the Bible. When Jesus grew up to be a man He still obeyed God. One day He went for a long walk in the desert. He stayed there many days. *(Use pictures of rocky terrain or desert.)* He did not take food with Him and had no one to talk to. He just wanted to be alone with God.

The bad angel, Satan, was there in the desert too. You cannot see this bad angel, but you can see the things that he does. He makes people do evil things. Satan thought that this would be a good time to make Jesus do something wrong. Satan talked to Jesus.

"Why don't you listen to me?" he said. "You could do some fantastic tricks like jumping off those rocks. Everyone would think how great you are if you jump off those rocks and don't hurt yourself."

Jesus knew that this was not what God wanted Him to do. Jesus didn't need to jump off rocks to make people think he was important. Jesus must do only the things that *God* told Him to do. God was His Heavenly Father and He must obey Him only.

"Get away from me Satan," said Jesus. He said "*no*" to Satan, and after a while Satan left Him.

Sometimes Satan speaks to us as well. He doesn't speak in a loud voice. He only speaks through our thoughts. Perhaps he might make us think about being unkind to someone, or telling a lie. When we have those bad thoughts, we must say 'no' to Satan, just as Jesus did.

A light is something that everyone can see. You can be a light for Jesus by doing what is right.



**Activity**

Ask the children if they have candles in their house.

Sometimes we use candles for special occasions like birthdays.

What happens when you light a candle in the darkness?

Jesus said that people who love God are like lights, brightening up a dark world.

Ask the children to draw a picture of a lighted candle. They can write their name on the picture:





# Year 1

## God is a Servant 4 Weeks



### Outcomes

At the completion of this module students will understand:

- The definition of a 'servant'
- That Jesus was the greatest servant that ever lived
- That Jesus always obeyed his heavenly Father
- We can learn to be a servant by following what Jesus did
- To God's helper we must obey God

### Related classroom topics for Science, Social Studies and Health:

Serving in the home

### Link between "God is a Servant" and classroom topics:

Students will learn the definition of a servant, and be encouraged to think of ways in which they can serve in the home. They will also look at ways in which family members carry out jobs and serve one another. Students will be encouraged to show appreciation for the jobs their parents do for them.

### Values

service, compassion; flexibility, humility, willingness, thoughtfulness, sacrifice

# God is a Servant

## Week 1

### What is a servant?

#### Bible reference

Matthew 23:11, "The greatest among you will be your servant."

#### Bible Lesson: Jesus was the greatest servant

To be a servant is to be a helper. Jesus always helped people, even when he was tired, even when he had things to do for himself. He always thought about others first.

Jesus helped people who were sick and sad. Even though he was the Son of God, he didn't think of himself as important. Once he showed his friends that to be a servant you have to be prepared to do ordinary jobs for others.

In the land where Jesus lived it was very dusty. People wore sandals. One day when Jesus friends arrived at a house after a long dusty journey, Jesus washed their feet. His friends at first didn't want Jesus to wash their feet. They felt that they should be washing HIS feet.

Jesus told his friends, "If you want to be great, then you must be the servant of all." That means that we should never think of ourselves as being too important. We should be on the look out all the time for ways of helping others.

Let's think about ways that we can help other people:  
Here are some suggestions to add to theirs.

At home...

Tidy up for Mum. Make the bed and take the dirty clothes out.

Empty all the garbage bins in the house.

Help wash the dishes.

Help look after younger brothers or sisters.

At school...

Let others go ahead of you in the lunch line. Do not argue about being first.

Serve the teacher by offering to clean the blackboard.

Ask the teacher if you can do any jobs.



# God is a Servant

## Week 2

### Children can be God's helpers

#### **Bible Reference**

1 Samuel 3 The boy Samuel obeyed Eli, and also obeyed God. Because of his obedience the Lord could trust him to tell others the word of God.

#### **Bible Lesson: The boy Samuel**

Here is a story about a lady named Hannah. We find this story in the Old Testament. Hannah lived before Jesus came into the world.

Hannah wanted a baby very much. So Hannah asked God if she could have a baby boy. Hannah went to God's house to pray.

"Dear God," she prayed, "If you give me a little boy, I will let him work for you."

Eli was the minister in God's house. He heard Hannah's prayer. "Go in peace, Hannah. May God answer your prayer," he said.

Hannah had prayed for a baby. God was good to her. She had a baby boy the next year.

"I will call him Samuel, because I asked the Lord for him."

When Samuel was three years old Hannah called him to her. "Samuel, I made a promise to God when you were born. I promised God that you would work for Him."

So Hannah took Samuel to Eli. Samuel lived in God's house with Eli.

One night, Samuel was asleep. He woke up. He heard a voice call him:

"Samuel! Samuel!"

Samuel ran to Eli. "Did you call me, Eli?" Samuel asked.

"I didn't call you, Samuel. Go back to sleep."

Again Samuel heard a voice: "Samuel! Samuel!"  
Again Samuel ran to Eli.  
"No, my boy, I did not call you."

Go back to sleep.”

Again Samuel heard a voice: “Samuel! Samuel!”

Again Samuel ran to Eli.”

This time Eli said, “Samuel, it must be the Lord calling you. Go back and listen to Him.”

Samuel went back and lay down.

“Samuel! Samuel!” came the voice.

“Yes, Lord. I’m listening to you.”

“Samuel, I want you to tell the people to do good and right things. Then I will help your land and your people.”

All his life Samuel listened to God. He told people what God wanted them to do.



### **Listening game:**

Whisper a message around the circle. Does the last person hear exactly the same message whispered by the first person?

### **Discussion**

In that game, we had to listen carefully to what the person said in order to hear the message. In the story, the boy Samuel learned to listen carefully to God.

- How do we listen to God?
- What are some of the things that God wants us to obey? Which people does He want us to obey?
- Samuel was a servant because he was a good helper. How can you be a good helper?

### **Activity**

Be a servant. Act out or draw some ways in which you can be a servant for Jesus. How can you serve others?

e.g. serving a meal, washing dishes, picking up toys.

# God is a Servant

## Week 3

### To be God's helper we must obey God

#### Bible Reference

Luke 2:41-52 A visit to the temple - Jesus obeyed His Heavenly Father.

#### Bible Lesson: The boy Jesus visits the temple

When Jesus was a little boy, Mary and Joseph left Bethlehem where Jesus was born, and moved to the town of Nazareth. When Jesus was 12 years old Mary and Joseph travelled with their family to the temple in Jerusalem. It was a long journey. They had to walk, and their animals carried their food and blankets.

They arrived in Jerusalem and found that it was very crowded. Jesus could easily get lost in the crowd. But he didn't get lost. He went to the temple to hear the teachers teach from Scripture. He was so interested in what the teachers were saying that he didn't realize how much time had passed.

Now Mary and Joseph were ready to go home, but they couldn't find Jesus. They were worried. Was Jesus lost? For three days, they looked for Jesus. At last they found Him. He was in the temple. He was listening to the wise teachers and asking them questions.

"We have been so worried about you," said Mary.

"Didn't you know that I would be in my Father's house?" said Jesus.  
Jesus knew that God was His Heavenly Father.

Although Jesus would love to have stayed longer, He obeyed Mary and Joseph and went home with them. God blessed Jesus and He grew wise and strong.

#### Discussion

- How do we obey God?
- We obey God by doing what He tells us in the Bible.
- What did Bibles look like in the days of Jesus? (Make a scroll.)
- What did the church building look like then? (The temple)
- Jesus knew that to obey His Heavenly Father, He needed to learn about the Bible. What are some of the things that the Bible tells us?
- What is serving?
- How do you think Jesus would have served His parents when He was a boy?
- How did Jesus serve His Heavenly Father?
- How can we serve God?

**Activity:** Dramatize the story or draw a picture from the story.

# God is a Servant

## Week 4

### We can help God by caring for our world.

#### Bible references

Genesis 6-8

Matthew 6:26

#### Bible Lesson: The animals went in two by two

God looked at the world that He had made. People did bad things. It made Him sad. "I will send lots of rain," He said.

God looked for a good man. There was Noah.

God said to Noah, "Make a big, big boat. I am going to send lots of rain."

"How big?" asked Noah.

God said, "Make it very big. It will be for your family, and two of every kind of animal."

Noah made the boat. It took him a long time. People laughed. "Why are you making a boat?" they laughed. "There will be no flood!"

Noah finished the boat. His family got in. Then God sent two of every kind of animal...

two dinosaurs...

two tigers...

two lions...

two giraffes...

two elephants...

two zebras...two cows...two dogs....two cats...and lots and lots more.

God shut the door of the big boat. It began to rain. It rained for forty days and forty nights.

There was a big flood. The bad people were drowned, but Noah and his family and the animals were safe.

They stayed in the boat for one year. Then they all got out on to dry land.

God said, "I will never send such a big flood again. This is my promise. I will send a rainbow."

#### Discussion


Noah was God's servant. He did as God said. He obeyed God, even when people laughed at him. God chose Noah to save the beautiful animals that God had created. God wants us to be his helpers too. He wants us to look after his beautiful world.

God says, "Look at the birds...your Father in heaven takes care of them." Matthew 6:26

How can we help take care of God's creation?


Ask the children to think of some ideas, e.g.

- Not leaving rubbish around
- Not breaking trees and plants
- Looking after our pets
- Weeding our vegetable gardens



# Year 1

## God is Protector 3 Weeks



### Outcomes

At the completion of this module students will understand:

- That God is a Father who protects His children
- That God created us to live in families so that children can be protected
- That we can pray to God for protection
- That God wants us to protect ourselves by being wise and not doing things that are dangerous

### Related classroom topics for Science, Social Studies and Health:

Homes / Houses

### Link between “God is Protector” and classroom topics:

Our homes are a place where we can experience safety and protection. Parents protect their children and our house provides protection from the elements.

### Values:

Responsibility; Feeling safe; Peace; Faith, Trust



# God is Protector

## Week 1

### God is a father who looks after his children

#### Bible References

2 Corinthians 6:18 "I will be your Father, and you shall be my sons and daughters," says the Lord Almighty. (GNB)

1 John 3:1 See how much the Father has loved us! His love is so great that He has called us His children. (GNB)

Matthew 2 Protection of the baby Jesus

#### Introduction

Discuss the meaning of the word 'protect'.

Who protects you?

Why do babies need special protection?

#### Bible Lesson: God protected Baby Jesus

When the first people, Adam and Eve disobeyed God, evil came into the world. God planned way back then, to send His son Jesus into the world to make things right. God planned that Jesus would be born as a baby, a very special baby. This baby would grow up and show the love of God to the people of the world. He would also die and go back to Heaven, to His Father God. Through His death He would win the battle against evil.

This baby had a very special job to do. Jesus was God, who came into the world as a baby. Satan, the enemy, knew how special He was. Satan did everything he could to try and stop God's special plan. But God is more powerful than Satan. He protected the baby Jesus so that Jesus would grow up to do the special job God had planned for Him to do.

Let's see how God protected baby Jesus.

About a year after Jesus was born in the stable in Bethlehem, some wise men from a country far away. They were following a star that would lead them to the baby Jesus. A long time ago it had been told that there would be a special star in the sky that would be a sign that baby Jesus had been born, and that this baby was the king of Heaven.

The wise men arrived in Bethlehem and went to King Herod. They told him about the star and that it was a sign that the King of Heaven had been born. They asked if he knew where baby Jesus was. King Herod did not like the idea of any baby being called a king. Maybe he would grow up to become an important ruler. Maybe this baby king would be king instead of his own son one day.

"This baby must be killed," he thought to himself.

He asked the wise men to tell him if they found the baby Jesus.

The wise men did find the baby Jesus. Jesus and his mother Mary and father Joseph were living in a house in Bethlehem. The wise men brought gifts to him, of gold, spices and expensive perfume. But they did not tell King Herod where Jesus was. God sent a dream to the wise men to tell them not to go back to King Herod. They went home a different way.

King Herod was now angry that the wise men did not tell him where Baby Jesus was. Herod was going to do his best to find Jesus. But God protected Jesus. God sent an angel to Joseph in a dream.

The angel said, "Run away to Egypt and stay there."

So Joseph, Mary and Baby Jesus went to Egypt. They lived there until King Herod died. Then an angel came again to Joseph and told him that it was safe to go back home.



### **Discussion: God made us to live in families**

A long time ago, baby Jesus was born. We celebrate His birth every Christmas. Jesus had a mother and a father named Mary and Joseph. Mary and Joseph had the job of looking after a very, very special baby. Jesus was God's son, and God was His Heavenly Father. That meant that Jesus had two fathers: Joseph, who looked after Him every day in the carpenter's shop, and God. God is our Heavenly Father too.

It is God's plan for babies to be born into families. Children need parents to love and protect them. 'Protect' means to keep someone very safe. I'm sure you can think of times when your Mum and Dad protect you from danger.

Mum and Dad make sure you have a home to live in, so that you are protected from the wind and the rain. They make sure you have good food so that you can grow to be strong and healthy. Mum and Dad protect you from danger when they see that you cross the road safely. They also make sure that your car seat belts are done up safely, and that you wear a hat and sun-screen in hot sun.

Mum and Dad have protected you from the moment you were born. Even before you were born, you were very safe inside your Mum. After you were born you were wrapped tightly in little blankets and placed in a special little bed. Everything had to be kept very clean because you had to be protected from germs. Your Mum held you carefully, with one hand under the head to protect your little neck, which was

not yet strong enough to hold the head up. If you have a baby brother or sister, I'm sure you help Mum and Dad to protect your baby. God has also planned for families to have brothers and sisters to help and love one another.

Even animal parents protect their babies. Can you think of some ways in which animal babies are protected? Just think of the baby kangaroo, snuggled safely in his mother's pouch. Mother birds build cosy nests for their babies, and chase away anyone who might come to harm the baby birds.

God has planned for both animals and people to live in families. We feel happy and safe when we belong to a family. In a family, there are people who love us, help us, protect us and there are people to have fun with.

***Think...***

Which things do you like to do most with your family?

Who are the people in your family? (immediate)

Which other people are part of your family, but do not live with you? (extended)

**Picture Discussion**

Use pictures/photos of:

- Families doing things together
- Babies
- Animal families

**Activity**

Draw or make a model of your house. Draw or make the outside first. Then draw the inside. Show the things that are special to you in your family home.

# God is Protector

## Week 2

### God is our Father who loves and protects us.

#### Bible References

Exodus 1-2 Protection of baby Moses

Psalm 68:5 God is a Father to the fatherless

Isaiah 9:6 He is an everlasting Father

#### Bible Lesson: Baby Moses

"Miriam, we will have to hide our baby."

"Why, Mummy?" Miriam asked.

"The king says he will kill every baby boy who is an Israelite," the mother answered.

"We live in Egypt but our fathers and grandfather came from Israel many years ago."

"Come now and help me hide our lovely baby. We must save him from the angry king. God said I must hide him.

They gathered reeds that grew beside the river and wove a strong basket. They floated it on the river among the reeds. It was so thick that the water could not get in the basket. Mother put the baby in the basket and hid it among the reeds.

"Miriam, please stay here and watch over our baby."

Miriam stayed nearby and looked after her baby brother.

One day the daughter of the king came to swim in the river. She found the basket with the baby in it.

"Come and see!" she called to her maids. "There's a little baby in the basket. I want to take him home and have him for my own. I'll call him Moses."

Miriam came out from the reeds and spoke to the princess. "Would you like me to get a nurse for him?" she asked.

She ran home to get her mother. The princess was glad to have a nurse for Moses and she went to the palace to care for her baby.

God was pleased. He wanted Moses to live because He had a special plan for his life.



**Discussion**

- Do you think that the mother of baby Moses would have asked God to protect the baby?
- Would you be afraid if you were Miriam?
- What could have happened to the basket in the water?
- What would you think when you saw the king's daughter coming?
- What special thing did God do for Miriam and the mother?
- What special thing did God do for Moses?
- When are you sometimes afraid?
- Do you think that God can protect you, as He did with Moses?

**Testimonies**

Relate personal testimonies of times when the Lord has protected you or your family.

**Activity**

Make basket boats from egg carton cups or recycled materials. Make a tiny baby to go in the basket.



# God is Protector

## Week 3

### We can ask God to help us.

We can pray to God for protection in times of trouble

#### Bible References

1 Samuel 17 The story of David and Goliath..."You are coming against me with sword, spear, and javelin, but I come against you in the name of the Lord." v.45 (GNB)

Matthew 17:20 If you have faith as small as a mustard seed, you can say to this mountain, 'move' and it will move. Nothing is impossible with God.

Psalms 62:5-8 God is a strong protector and a shelter.

2 Samuel 22:33 God is my strength.

#### Bible Lesson: David and Goliath

David was a small boy. Goliath was very big. Goliath wanted to fight the people of David.

David said, "I will fight Goliath."

"No. You are too small," said the people.

"God will be with me," said David.

David put on armour. It was too big and too heavy.

"I do not need this," said David. "I just need five stones and my sling-shot."

David went to fight Goliath. God was with him. God looked after him. David won the fight. Goliath was dead. God kept David safe.



**Discussion**

In the story of David and Goliath, the giant was very big. He should have been able to win a fight against anyone, especially little David. Do you know the reason why David was able to beat Goliath? God was on David's side, and God was much, much bigger than Goliath. Sometimes you might think you have big troubles. God is bigger and greater than any of your troubles. He's always there and He's on your side!

**Big troubles for little people**

Which of these things might make you afraid?

- Getting lost in a big shopping centre.
- Climbing to the top of a playground tower, and you can't get down again.
- Sleeping away from home for the first time.
- A big dog barking at you.
- What would you do?

**Activity**

Make a collage of David and Goliath, or draw a picture.

You can use aluminium foil to represent armour.

# Year 1

## God is Truth 3 Weeks



### **Outcomes**

At the completion of this module students will understand that:

- The definition of 'true' and 'false'
- The Bible tells us what is true
- The Bible has the best instructions for doing what is right and true
- God wants us to always tell the truth

### **Related classroom topics for Science, Social Studies and Health:**

Finding out the truth about the world around us: exploring materials; using our five senses to find out about materials; using magnets to find out about materials

### **Link between "God is Truth" and classroom topics:**

Children will learn the definition of 'truth' and 'true'. Truth tells us about things that are real. When we say that something is true we mean that it is real. When we tell the truth we say what really happened. When we look at materials we can find out about how things are made. Are they made from wood, stone, part of an animal, part of a plant or from plastic? We can become detectives to find out the truth about materials. Sometimes things look as if they are real but they are not. To find out what is real and true we can do testing on materials. We can use magnets to test whether something is made of iron. We can use heat to see if a substance melts, (e.g. sugar). We can use our 5 senses to test whether things are real. We can use the Bible to find out what is true in the world around us.

### **Values:**

honesty, fairness and respect for truth and justice; integrity



# God is Truth

## Week 1

### God wants us to tell the truth.

#### Bible Reference

Acts 5 Ananias and Sapphira

#### Puppet play: Dad's Birthday cookies

##### SCENE 1

**Billy:** Hi Betty!

**Betty:** Hi, Billy!

**Billy:** Guess what I've got for you?

**Betty:** Ah..... Can I play with it?

**Billy:** Well, not really.

**Betty:** Can I eat it?

**Billy:** Yes.

**Betty:** A peanut butter sandwich?

**Billy:** No. Look! Two chocolate cookies - one for you and one for me.

**Betty:** (*Munch, munch*) It's really nice of you to give me this cookie Billy. Where did you get it?

**Billy:** Well, Mum made some cookies especially for Dad's birthday party tomorrow night. I saw them on the bench and thought how much you would like one.

**Betty:** But did your Mum say you could have one?

**Billy:** Well, no, but I'm sure she wouldn't mind.

##### SCENE 2

**Mum:** 1, 2, 3, 4, 5, 6, 7, 8. That's funny. I'm sure I made 10 cookies. Billy did you take 2 cookies from the plate?

**Billy:** No Mum. I've been outside the whole time.

**Mum:** Are you sure you didn't take them?

**Billy:** No Mum. Not me!

##### SCENE 3

**Betty:** You know Billy, I really think we should tell your Mum about those cookies.

**Billy:** Oh, I don't know. I only took the cookies because I wanted to make you happy.

**Betty:** But the Bible says we shouldn't take things that don't belong to us. That's called stealing. Come on Billy Let's go and see your Mum.

##### Scene 4

**Mum:** Hi, Betty. Hi, Billy.

**Billy:** Mum, I have something to tell you. I know what happened to the missing cookies. I took one for Betty and one for me. I'm sorry I took them without asking and I'm sorry I told you a lie when you asked me if I took them.

**Mum:** I'm glad you told me the truth Billy. God forgives us when we are sorry, and I forgive you too. Come on, let's make some more chocolate cookies together.

### **Bible Lesson: Ananias and Sapphira**

This is a true story about two people who told a lie. The story is found in the Bible. Once there was a man called Ananias and his wife Sapphira. They were two people who worked for God in the temple.

God wants people to give money to the church. This is the way people give money to God. God doesn't really use the money Himself. He doesn't need to buy things, but the church can use the money to help other people who need things.

Ananias and Sapphira knew that it was important to give money to the church. They sold a piece of land. It might have been a farm. We don't really know, but anyway, they received a lot of money for it. Then Ananias had an idea. Why don't we say that we are giving all the money to the church, but really, we'll give only some of it, and keep the rest for ourselves. Then everyone will think how good we are for giving all the money.

Ananias and Sapphira took their money to the temple.

"This is all of the money we got from selling the farm," said Ananias.

"Really?" said the person in charge of the money. "You kept none for yourselves?"

"No," said Ananias.

"Well then, God must be very happy that you have given everything to Him."

But God was not happy. Ananias had not told the truth. He only said that so that others would think he was a good person. Sometimes people tell lies so that others will like them. Maybe they say that they have very special, expensive toys when really they don't at all. Maybe they tell lies about things they've done, or places they've been to, just to sound important. God doesn't want us to tell lies about the things we do. He just wants us to be ourselves. He loves us just the way we are. We're all very special to God.

### **Discussion**

- What does it really mean to tell a lie?
- When we are tempted to tell lies?
- Do some people exaggerate or lie to make other people like them?
- What happens when people find out we weren't telling the truth?
- Does God know when we tell a lie?

### **Activity**

Allow children to use the puppets to demonstrate real life situations. Examples:

Mum asks child if he has finished doing a job. Child says "yes" when really he hasn't.

Mum asks who broke the bowl.

# God is Truth

## Week 2

### God wants us to obey the truth.

God tells us what to do in His Word, the Bible. God wants us to obey Him, and do what the Bible says.

#### Bible References

2 Kings 22 & 23 The story of the boy king, Josiah.

Exodus 20 The Ten Commandments

#### Bible Lesson: Josiah the boy king

Josiah was eight years old when he became king. He was a good king. He obeyed God. He was sad that the building where his people worshiped God was falling down. Josiah got workers to fix it. One day someone found a scroll in the temple. A scroll is a rolled-up piece of paper with writing on it. This was a very important piece of paper. It was the book of God's laws, called the Ten Commandments. The scroll was taken to King Josiah. Josiah read the writing.

"We must follow these laws," he said. "We must do what God wants."

The people did what Josiah said. They obeyed God's laws, which had been lost and forgotten. God was pleased with King Josiah and God blessed him.

#### Discussion

Look at different kinds of Bibles.

Olden day Bibles called scrolls.

The first words from God were written on flat pieces of rock. (Ex. 20)

Some of the things God said to Moses were: -

- Love God and don't worship statues.
- Love and obey Mum and Dad.
- Do not steal or kill.
- Always tell the truth.

Josiah, the boy king, found a scroll with these laws written on it. He knew the people were not obeying God. What did he do?

The words of Jesus are also in the Bible. We must obey them too. Jesus said, "Love God with all your heart and love other people too."

#### Activities

- Make a crown that would have been worn by Josiah the boy king.
- Make a scroll. On the scroll write, "**God's Word is Truth**".
- Children can dress up. Use the cardboard crown, and pieces of material for a robe.



# God is Truth

## Week 3

### Build your life on the truth

#### **Bible references:**

Matthew 7:24-27 Build your life on the Rock

John 14:6 Jesus said, "I am the way, the truth and the life".

#### **Bible Lesson: The wise and foolish builders**

Once there was a wise man. He wanted to build a house.

"Where shall I build my house?" said the wise man. "I know. I will build it in a strong place. A rock is very strong. I will build my house on a rock."

The wise man worked hard. He built his house on a rock.

When a big storm came, he was safe inside his house. His house was very strong because he had built it on a rock.

Once there was a foolish man. He wanted to build a house too.

"Where shall I build my house?" said the foolish man. "I know. I will build it in a place where I can have fun. I can have fun on the sand. I will build my house on the sand."

The foolish man worked very hard. He built his house on the sand. When a big storm came, he was not safe at all. His house fell down. His house went out to sea. The foolish man had no house.

Jesus said, "You should be like the wise man. Build your life on a rock. If you obey my words it will be like building your life on a rock, safe and strong."

#### **Discussion**

Tell the children that we are going to have a quiz.

For every idea we must answer true or false. (That is, we must say if it is true or not true.)

Ask two volunteers to come up as contestants. They take turns to answer the questions. Ask two children to keep score.

### The Quiz

1. Butterflies have wings. (T)
2. Cats have kittens. (T)
3. Christmas is in June. (F)
4. Coconuts grow on trees. (T)
5. Potatoes grow on trees. (F)
6. Spiders have 6 legs. (F)
7. Birds lay eggs. (T)
8. Snakes lay eggs. (T)
9. Soccer balls are oval. (F)
10. One apple and two more apples make four apples. (F)

How do we know what is true?

We can find out what is true by taking a close look.

Many people do not believe that the Bible is true because they haven't taken a close look.

If everyone listened to what the Bible says then they would find out that it is true.

Jesus said, "Build your life on the Rock."

Jesus also said that He is the TRUTH. If we want to know what is true then we must follow Him.



# Year 1

## God is Lord and King 3 Weeks



### Outcomes

At the completion of this module students will understand that:

- God is in charge of the whole world
- Christmas is a special time when we remember when God sent Jesus into the world as part of his big plan for the world
- Baby Jesus was God's son. This means that although he was a human baby, he was also God.

### Related classroom topics for Science, Social Studies and Health:

Countries of the world

### Link between "God is Lord and King" and classroom topic:

Discuss with children that God is in control of the whole universe. That is, our world, the sun and the stars. He tells the sun the time to set. He makes the tides because the moon is under His control, (Ps 104:19). Because God is looking after our world, He looks after the people that He made. He sent His son Jesus into the world so that every person in the whole world could have the opportunity of knowing the true God.

### Values:

faith; respect for truth; giving; generosity

# God is Lord and King

## Week 1

### Christmas 1

#### **Bible Lesson: The birth of baby Jesus**

It was time for Baby Jesus to be born. Mary and Joseph had come a long way. They had to go to Bethlehem because the governor had told everyone that they must go to be counted. It was a long way to Bethlehem. Mary rode on a donkey while Joseph walked beside her. There were many people in Bethlehem.

Joseph spoke to the inn-keeper, "Please, have you a room for us? We are so tired."

"I'm sorry," said the inn-keeper, "many people have come to this town. I have no room for you. But wait. If you would not mind, I can make a place for you in the stable."

He gave Joseph a broom. He gave Joseph some hay. Joseph quickly swept the stable. He put the cows outside. He put his donkey outside also. He put clean hay into the manger. He put clean hay over the floor. Now Mary and Joseph could lie down. They said, "Thank you, Lord for this good place to rest."

That night Baby Jesus was born. Mary put baby clothes on him and laid him close by in the manger.

"Thank you, Lord, for your son, Baby Jesus."

#### **Discussion**

Why was Jesus such a special baby?

Who was the real father of Jesus?

Why did God decide to send Jesus to the world?

When did God make this plan?

Where was Jesus born? What kind of building?

If God and Jesus are king of the whole world, why didn't God arrange for Jesus to be born in a palace?

How long ago did this happen?

# God is Lord and King

## Week 2

## Christmas 2

### **Bible Lesson: The shepherds**

Some shepherds, who lived near Bethlehem, were out at night in their fields watching over their sheep. They were worried a wild animal might come and hurt the sheep.

Suddenly there was a bright light. Now this wasn't just any bright light; the light was so bright that they had to close their eyes for a minute because the light hurt their eyes. When they opened their eyes to see what was going on, a beautiful angel was standing in the air just above them.

The shepherds looked at each other. "Could this be real?" they asked. It had to be real, because they were all seeing the same thing. All at once they were very afraid.

"Do not be afraid," said the angel, "I'm here to bring you good news for all people. Today in Bethlehem a baby has been born who will save the world. You will know the baby because He will be wrapped in cloths, and laying in a manger."

Suddenly, just as quickly as the first angel came, there were a large group of angels, and they said together, "Glory to God, and peace to all people on earth." After they spoke, they floated away.

The shepherds were amazed and excited; did everyone know this news, or just them? They had to go and see this baby the angels were talking about.

They ran as fast as they could, and soon found Mary, Joseph, and baby Jesus. The shepherds fell to their knees when they saw Jesus; they were filled with joy that they had found the Lord.

Then shepherds left, telling everyone they met about what they had seen, and about the arrival of baby Jesus. Mary sat and watched while Jesus slept. She was so happy. She was thinking about what it would be like when her son got older, and what an important person He was.

### **Discussion**

What do shepherds do?

What do angels do?

What do angels look like?

What good news did the angel bring?

Why were they excited about the birth of Jesus?

What did Mary think about?



# God is Lord and King

## Week 3

### Christmas 3

#### **Bible Lesson: The Wise Men**

Three men lived far away in the east. They were very wise. Every night they looked at the stars.

One night they saw a new star. It was very big. It was very, very shiny. They knew a king had been born. They got ready and started out on their camels. They were going to look for the new king. They rode and rode for many months. They followed the big star. They finally came to Bethlehem.

They went to King Herod's palace.

They said, "Where is the new king?"

"There is no new king here," said Herod, "do tell me if you find him."

The wise left King Herod's palace, and when they looked up in the sky they saw the same star again. They were very happy to see the star! The star moved on and they followed it. Mary, Joseph and Jesus were no longer in the stable. They had moved to a house in Bethlehem. The star stopped right above the house where Mary and Joseph and Jesus were staying.

The wise men went into the house and found Jesus with Mary and Joseph. They knelt down to worship the baby and they gave him some special gifts. They knew that this baby was the new king. They gave him gold, spices and expensive perfume.

Then they went back home, but they didn't go back to Herod. They didn't tell him where to find Jesus. They knew that Herod wanted to harm Him.

About the same time, God spoke to Joseph in a dream. God said, "King Herod wants to harm baby Jesus. Quickly take the baby and go to Egypt."

Mary and Joseph took baby Jesus to Egypt. God kept Him safe there until King Herod died. Then they came back to Nazareth to live.

#### **Discussion**

What did the star mean?

How did the men from the East know what the star meant?

How did the wise men find Jesus?

How did God protect baby Jesus?

Why did the angel tell Joseph to go to Egypt?

Where did Mary and Joseph take Jesus to live after King Herod died?

How would you feel if you were Mary?

How would you feel if you were Joseph?