

My Country: teacher's topic guide

God is our Saviour Year 1

Spiritual Awareness: God loves all nations

Although the people of Israel have been chosen for the fulfillment of God's eternal plan, His love extends to all nations. The Bible refers to nations other than Israel as gentiles, and His invitation to receive the gift of eternal life extends to all nations. We need to thank God for His gift of salvation, and thank Him for the things He has provided for our nation.

Our response to 'God is a Loving Provider'

Because God is a Loving Provider I will...

- Love God
- Love others
- Forgive others
- Be kind and patient with others
- Help others
- Thank God for the things He provides
- Thank my parents for the things they provide
- Share with others the things that God has provided.

Memory verses

Psalms 23:12 – Happy is the nation whose God is the Lord; happy are the people He has chosen for His own. (GNB)

Acts 10:34 – God treats everyone on the same basis

1 Corinthians 13:14 – God is patient and kind

Job 36:27-28 – It is God who takes water from the earth and turns it into drops of rain. He lets the rain pour from the clouds in showers for all mankind.

Key Questions

How has God provided for my country?

How has the Gospel influenced my country?

What are the Christian values of my country?

Which missionaries have influenced the Christian development of my country?

How should we treat newcomers to our country?

How can my country be a blessing to other countries?

How can I pray for my country?

How can I be a missionary in my own country?

Outcomes

Students will

Knowledge

- understand how the first inhabitants came to Fiji
- understand how the Fijian culture was changed by the coming of missionaries

- understand how our community has changed over time, what features have been lost and what features have been retained?
- e.g. in relation to the areas of transport, work, education, natural and built environments, entertainment, daily life
- understand the role that people of diverse backgrounds have played in the development and character of Fiji
- understand the nature of the contribution made by different groups and individuals in the community
- understand how and why do people choose to remember significant events of the past
- be familiar with celebrations and commemorations of our country.

Skills

- compare lifestyle and culture, past and present
- sequence historical people and events
- pose a range of questions about the past
- locate relevant information from sources provided
- identify different points of view
- use a range of communication forms (oral, graphic, written) and digital technologies

Values

- appreciate all that God has provided for my country
- appreciate the rich resources that God has provided
- appreciate the diverse cultural groups within my country
- understand that God loves all people equally, regardless of colour, race or religion

Activities

- Draw the national flag.
- Make generalizations about the way of life, and typical lifestyle features.
- Identify native plants and animals of my country.
- Ask children if they have been to other places within Fiji and discuss.
- Make a list of different nationalities living in our neighbourhood.
- Take a survey to find out where students in the class were born.
- Invite visitors from different ethnic backgrounds.
- Learn a few phrases or words in another language.
- Compare cultural similarities and differences between two groups.
- Experience foods, games, art, music and stories from different cultures.
- Show examples of dress from the past and compare with today.
- Discuss how newcomers to our country may feel.
- Suggest ways of sharing God's love with others.
- Identify national foods and make a national dish.
- Interpret pictures showing past and present.

Learning Connections

Bible: This topic occurs during Easter

English: stories from our country's history

Science: flora and fauna of our country

Art: traditional arts and crafts; arts and crafts of other cultures living in Fiji

Thinking skills: My Country


Easter Finger Play Rhyme:

THIS is the tomb - Finger play rhyme

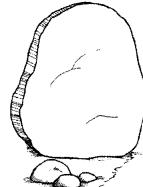
Print Free: www.lambsongs.co.nz

By Jill Kemp

Illustrated by Richard Gunther



This is the tomb where Jesus lay
(hands clasped—thumbs together)




This is the stone **God** rolled away
(thumbs open)



This is the lovely angel that said,
(thumbs crossed like a butterfly)



"Jesus is risen from the dead!"
(point to up)



This is my heart that loves the Lord
(hands on heart)



These are my eyes that read God's word
point to eyes palms make



These are my hands I fold to pray
praying hands



I am so **GLAD** Jesus lives today
clap on glad