

Themes for Christian Studies Level 1 Age 5

Contents

God is Creator	4	God is Pure	40
God is Love	9	God is Patient	45
God is Wise	19	God is a Servant	49
God is Protector	24	God is Life	53
God is Powerful	29	God is Provider	56
God is Truth	33	God is Peace	59

Related resources

- Songs – from the following *Beacon Media* recordings
 - *All Creation Sings*
 - *Sing A Joyful Song*
 - *Couldn't Be Finer*
- Jesus First - a guide to character development (*Beacon Media*)
- Children's story Bible: "*The Beginners Bible – Timeless Children's Stories*" published by Zondervan (available through Christian Book Shops)

© Cheryl Reid
Beacon Media, Australia
Cheryl@beaconmedia.com.au

Biblical Overview Level 1

God is Creator

God is light; He created light.

The six day Creation (Gen. 1 & 2)

The Fall (Gen. 3)

God is light (John 1:5)

Jesus, the light of the world (John 8:12)

God is Love

God is a loving and faithful shepherd

Look at the birds (Matt. 6)

The Good Shepherd (John 10)

The lost sheep (Luke 15)

Zacchaeus (Luke 19)

The Lord is my Shepherd (Psalm 23)

God knows all about me (Psalm 139)

God is Wise

It is wise to obey God.

The Ten Commandments (Ex. 20)

The greatest commandment (Mark 12:30-31)

Jonah disobeys (John.)

God is Protector

God is a Father who protects His children.

Protection of baby Jesus (Matt. 2)

Protection of baby Moses (Ex. 1-2)

Protection of David against Goliath (1 Sam. 17)

God is Powerful

God has power to heal.

The hem of His garment (Mark 5)

Through the roof (Mark 2)

The sick servant (Luke 7)

God is Truth

God wants us to obey the truth.

God of Israel or Baal? (1 Kings 18)

Worship no other god (Ex. 20:3-6)

The dishonesty of Ananias and Sapphira (Acts 5)

Josiah the boy king (2 Kings 18)

God is Pure

God will forgive us and make us clean.

Be clean on the inside, and not just the outside (Matthew 23:13-27)

Right choices: the good Samaritan ((Luke 10)

A clean heart (1 Pet.1; 1 John 3)

Jesus forgives Zacchaeus (Luke 19)

Jesus forgives Peter (Matt. 26:69 & John 21:15)

God is Patient

Patience is learning to wait.

Abraham and Sarah wait for a son (Gen. 15-18)

Hannah prays and waits for a son (1 Sam. 1)

Ask, seek, knock (Luke 11:10)

The world awaited the birth of Jesus (Matt.2; Luke 2)

God is a Servant

Jesus, the obedient servant.

The obedience of the boy Samuel (1 Sam. 3)

The obedience of the boy Jesus (Luke 2:41-52)

Jesus obeys God, and not Satan (Luke 4)

We will serve the Lord (Joshua 24:15)

God is Life

God is the giver of life.

God gave life to man (Gen 2:7)

In Him we live, move and exist (Acts 17:28)

We are wonderfully made (Psalm 139)

All creation praises the Lord (Psalm 148:9-13; 150)

God is Provider

God is a generous provider.

The loaves and fishes (John 6)

The wedding at Cana (John 2)

God shall supply all your needs (Phil. 4:19)

God is Peace

God keeps us safe.

God gives families. Jesus lived in a family (Luke 2:41-52)

God will keep us in perfect peace (Isaiah 26:3)

Angels protect us (Psalm 91)

An angel visits Peter (Acts 12:6-19)

Other Stories/Plays

The Baby Birds (*Love 1.1*)

The Spider's Web (*Wise 1.1*)

Dad's Birthday Cookies (play) (*Truth 1.2*)

Bath Time (*Pure 1.3*)

God is Creator

Level 1 (age 5)

Subtheme

God created light...He is light



*You created the moon to mark the months; the sun knows the time to set.
Psalm 104:19 (GNB)*

Integrated topics for Christian Education

LIGHT: sun, moon, stars, shadows, reflection, colour, spectrum.

Other

- animal life; plant life; ecosystems
- human biology
- solar system
- air
- water
- fossil records; the Great Flood; the six-day creation
- technology; inventions

Character development *(see Jesus First)*

- confidence
- creativity
- flexibility
- resourcefulness

Christian Life

Our response to *God is Creator*

- standing in awe of the Creator
- praising Him for His great works
- believing in a six day creation, (not millions of years)

God is Creator 1.1

Subtheme

God created light; He is light

Bible references

Genesis 1; Genesis 2:1-4 The seven days of creation.

And God said "Let there be light": and there was light...

God separated the light from the darkness... and there was evening and the morning - the first day. (verses 3-5)

And God said, "Let there be lights in the expanse of the sky to give light on the earth." God made the two great lights - the greater light to govern the day and the lesser light to govern the night. He also made the stars. And there was evening and there was morning - the fourth day. (verses 16-19)

Focus

God's gift of light

Songs

All Creation Sings (*All Creation Sings*)

Couldn't Be Finer (*Couldn't Be Finer*)

God is Wonderful (*Couldn't Be Finer*)

Story

Read the Biblical account of the six days of creation from Genesis 1, or from the children's story Bible - *The Beginners Bible – Timeless Children's Stories* (Zondervan)

Discussion

Discuss the order of events in the six day creation. Focus on light. Light enables us to see colour. Think about the colours in God's creation.

- God's own light was there on day one, before the creation of the sun.
- The creation of sun, moon and stars happened on day four.
- Many people believe that each day was millions of years, but how could the plants, which were created on day three, survive for millions of years, waiting for the sun to be created on day four?
- The Bible says that there was evening and morning, and then the next day. This shows us that each day was 24 hours.

Activity

Look through pieces of coloured cellophane. Try overlapping colours.

Art / Craft

- Use paint to depict the first day of creation. Divide the page in half and paint one side black, the other yellow. Sponge rollers are excellent.
- Join with other age-groups in making a mural. Each age-group can contribute a different aspect of the creation. Create a night sky with moon, stars and meteors. Use yellow or gold on a black background. Add glitter for effect.

God is Creator 1.2

Subtheme

God created light; He is light

Bible references

Genesis 2:4-25; Genesis 3 The Beginning of sin

Focus

God's beautiful world spoiled by disobedience

Songs

All Creation Sings (*All Creation Sings*)

Couldn't Be Finer (*Couldn't Be Finer*)


God is Wonderful (*Couldn't Be Finer*)

Story

Tell the story of Adam and Eve's sin from Genesis 2 & 3, or read from the children's story Bible - *The Beginners Bible – Timeless Children's Stories* (Zondervan)

Art / Craft ideas

- Create a giant sun to contribute to the mural. Use orange, red, yellow paint. Add strips of gold foil.
- Make the creation scene in a shoe box, (diorama). Place the box on the side with the open section facing you. Paint the inside of the box and add cut-outs.



God is Creator 1.3

Subtheme

God created light; He is light

Bible references

John 1:5 God is light and in Him there is no darkness at all.

John 8:12 Jesus, the light of the world

Focus

Jesus is the light.

Songs

All Creation Sings (*All Creation Sings*)

Couldn't Be Finer (*Couldn't Be Finer*)

God is Wonderful (*Couldn't Be Finer*)

Discussion

What would it be like if there was no light?

We need light to see where we are going, to see what we are eating, and to see all the things around us. God knew that people needed light, so He created it on the first day. Plants need light too. If there was no light, plants could not grow and we would have no food. The sun is the biggest light of all. It gives us light by day. The moon and stars are lights we see at night.

We need light to see colours too. What is your favourite colour? God created many beautiful things in the world, and we can only see them because of light. Can you think of some very colourful things that God has created?

Some animals are awake at night. Do you know the names of some of them? These animals sleep in the daytime. Some people are afraid when there is no light. Are you? Jesus said, "Do not worry. I am the light of the world". Jesus is always there, watching over you so we don't have to be afraid.

Game (*This game gives children some idea of a world without light.*)

Using a blindfold, try to guess what the object is, using the senses of smell and touch. e.g. lemon, orange, tea bag, flower, cotton ball, wooden block.

Activities

a) Torches

Have a large, powerful torch, and a small one. Which torch has the strongest light? Which torch will shine the longest distance? Shine a torch into an upside-down cardboard box. Have pieces of foil, cellophane, coloured/white paper stuck to back inside-wall of box. Shine torch through one hole and look through the other hole. What can you see?

b) Mirrors

Spend time examining these. Can you make a reflection by shining a torch onto a mirror?

c) Crystals.

Talk about the way a crystal reflects the light. e.g. a diamond.

d) Make a book using the following outline:

God gives us light so that we can see colours.

(Draw some of your favourite colours. Put them all together in a rainbow.)

We can see ourselves in a mirror because of light. A mirror reflects light.

(Draw some reflections.)

We have other lights too.

(Draw a torch, a candle and an electric light.)

Some things look shiny because of light.

(Draw some shiny things...may be a diamond ring!)

God gave us lights in the sky.

(Draw the sun, stars and moon.)

Thank you God for giving us light.

(Draw some of your favourite, most colourful things.)

God is Love

Level 1 (age 5)

Subtheme

God is kind to all people

*The Lord is good. His love is eternal.
Psalm 100:5 (GNB)*



Integrated Topics for Christian Education

God's kindness to us: He provides for our needs.

Our kindness to others: reaching out to people who have needs; showing love and acceptance of those who may be different from ourselves, e.g. people who are blind.

Other

- myself: God loves me just the way I am
- my family: God's plan for love and protection
- understanding different cultural groups
- understanding the aged and disabled
- professions which show care e.g. nursing
- caring for animals
- the third world: giving and sharing
- friendship, fruits of the spirit
- biographies of those who have shown kindness and compassion
- the balance of nature
- the nation of Israel: Jews and gentiles; God's love for the whole world

Character Development (See *Jesus First*)

- kindness
- gentleness
- friendliness
- compassion
- forgiveness
- faithfulness

Christian Life

Our response to *God is Love*

- feeling loved and accepted
- loving God as He first loved us
- loving others

God is Love 1.1

Subtheme

God is a loving and faithful shepherd.

Focus

Jesus said, "Do not be afraid, God cares for you more than the birds." Luke 12:6-7

Bible References

Matthew 10:29-30 Not one sparrow falls to the ground without your Father's consent. Even the hairs on your head have been counted. (GNB)

Matthew 6:26 Look at the birds. They do not plant seeds and gather crops and put them in barns. Yet your Father in heaven takes care of them. You are worth much more than the birds. (GNB)

Songs

God Loves You (*All Creation Sings*)

I've Got Ten Fingers (*Couldn't Be Finer*)

Down in my heart (*Couldn't Be Finer*)

Story 1

Tell the story from Matthew 5:1-2 and Matthew 6:25-34. (Jesus teaches about the way our Heavenly Father cares for us.)

Or read from the children's story Bible - *The Beginners Bible – Timeless Children's Stories* (Zondervan)

Picture Discussion

Use books to discuss various kinds of birds and their young. Discuss feeding, nesting and caring for young.

Story 2: The Baby Birds (*A true story*)

In the roof of Grandma's house was a nest. A mother bird had built the nest, high up, away from danger. In the nest were four blue eggs. Mother bird sat on the eggs. She waited and waited. At last, four chirping baby birds hatched out of the eggs.

Now mother bird often stayed away from the nest to collect food for her babies. She would bring worms back to the nest and pop them into the little open beaks. One day, Tim came to visit Grandma. Tim was sometimes naughty. Today he felt like being particularly naughty. Tim saw the nest in the roof. Tim also saw a long, long stick resting against the shed wall.

"I know what I'll do," he thought. "I'll get that long, long stick and give the nest a poke."

Tim held the end of the stick very carefully.

"Yes, I can reach it," he said.

He gave the nest a little poke...then a bigger one. Down, down, down came the nest.

"Cheep, cheep, cheep," went the little birds.

Tim couldn't bear to look at the nest, now on the ground. He ran away crying. He knew he had been very naughty.

"What's the matter, Tim?" asked Grandma. "Why are you crying?"

"It's the baby birds," cried Tim. "They've fallen from the roof."

"How did they fall?" asked Grandma.

Tim just kept crying. Grandma went to have a look at the birds and saw the stick nearby.

"Did you knock the birds down with that stick, Tim?" asked Grandma.

Tim could not tell a lie.

"I did," he said, "and now all the baby birds will be dead."

"Come and have a look, Tim," said Grandma.

Tim counted the birds1..2..3..4.., and each bird was cheeping loudly.

"God has protected them all," said Grandma. "Do you know that God cares for birds and knows about it when they fall from their nest? Just think about how much He loves us. He knows exactly how many hairs are on your head, Tim." said Grandma.

"I'm so glad that the babies are still alive," said Tim. "But now their nest is ruined."

Grandma saw an old flower-pot in the garden shed.

"Why don't we make a little nest from this, Tim? We'll put it on the roof, exactly where the old nest was."

Tim and Grandma set to work, making a cosy nest from straw and cotton wool. They carefully placed the birds in the new nest and put it gently in position on the roof.

"I don't think the mother will come back to feed the babies now that she knows humans have touched the nest," said Tim sadly.

"Let's wait and see," said Grandma.

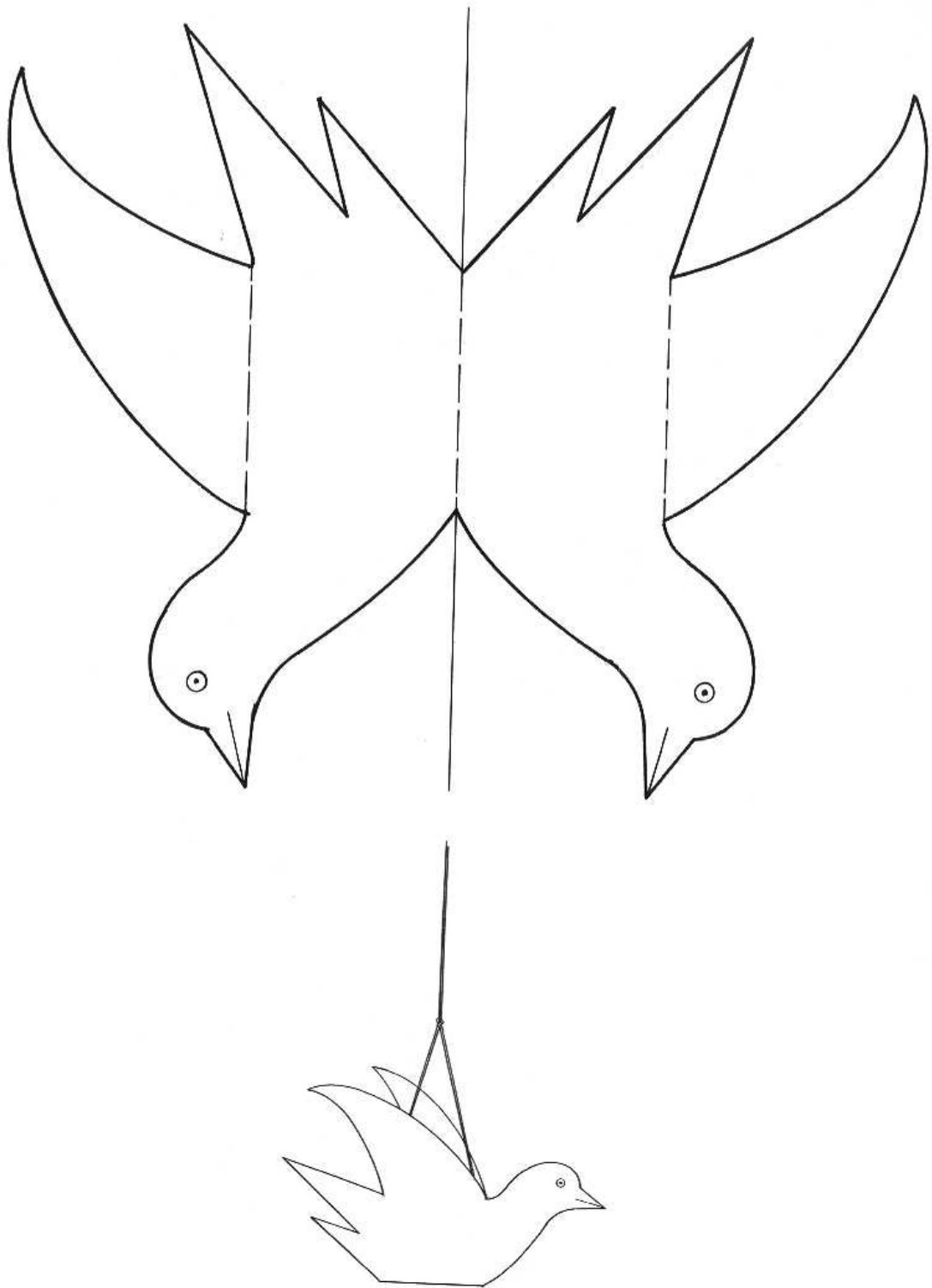
They waited.

Before long, the mother bird did come back. In her beak she was carrying a little bunch of worms. Into each little open beak she popped a piece of worm. Tim was very happy.

"God really does look after all his creatures," he thought. "I know He cares for me too."

Art/Craft ideas

- Make a bird mobile using activity sheet. Decorate it with pieces of pre-cut paper to represent feathers. Attach string.
- Make a nest with eggs using modelling dough.



God is Love 1.2

Subtheme

God is a loving and faithful shepherd

Focus

Jesus is the shepherd and I belong to Him. Jesus knows my name.

Bible References

John 10 The Good Shepherd

The sheep hear His voice. He calls His own sheep by name. The sheep follow Him because they know His voice.

Psalm 23 The Lord is my shepherd.

Picture Discussion

Pictures of sheep farmers and sheep. Compare these with any pictures of shepherds and sheep in Biblical times.

Songs

God Loves You (*All Creation Sings*)

I've Got Ten Fingers (*Couldn't Be Finer*)

Down in my Heart (*Couldn't Be Finer*)

Story

The Good Shepherd

Jesus sometimes told stories about sheep and shepherds. In the land where Jesus lived a shepherd was a person who looked after the sheep. He always carried a crook with him as well as a sling shot, in case wild animals tried to run off with one of the sheep. A shepherd had to be very brave. If a wolf or a lion or a bear came along, he would protect the sheep. He would use the sling-shot to hurl a stone at the animal and his crook to fight it off.

A shepherd also helped a sheep out of trouble. Sometimes a sheep wandered into thick prickly bushes and couldn't get out. Then the shepherd would gently lift the sheep out of the bushes and put it back with the others. Sometimes sheep were troublesome. They wouldn't go where they were meant to. Then the shepherd used his crook to make them go the right way.

A shepherd loved his sheep very much. He even had a name for every sheep. What do you think some of their names might be? The sheep knew the shepherd too. They knew the sound of his voice and could pick it out amongst other voices. Can you recognise the voice of your Mum or Dad.....even when you can't see them? You know their voices very, very well, and that's how it was with the shepherd and his sheep.

Sometimes bad men came along to the sheep-fold and tried to steal the sheep. The bad men didn't go through the gate, but crept under the fence and hid behind a bush. Then they called to one of the sheep to come to them. But the sheep wouldn't come. It didn't know the stranger's voice. Instead, the sheep ran to the shepherd knowing that the shepherd would protect it.

Jesus told this story about the shepherd and the sheep because He wants us to love Him just as the sheep love their shepherd. Jesus is like our shepherd because He loves us. He protects us from danger and always cares for us. Jesus wants us to

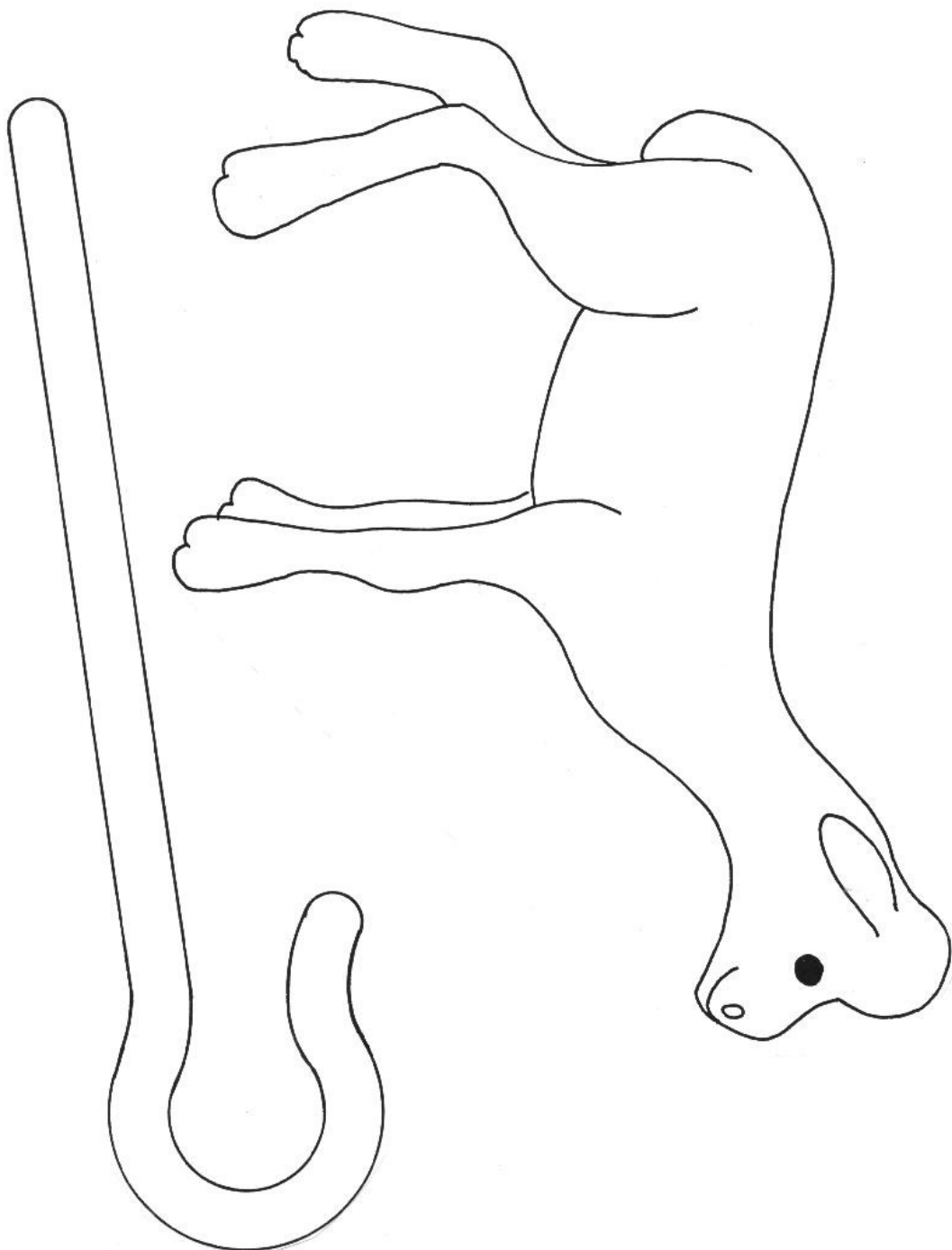
follow Him, just like the sheep follow the shepherd. They wouldn't follow anyone else because they only know the voice of the shepherd.

Game

Do you know this voice when you can't see the person? (i.e. "Who am I?") This game relates to the fact that the sheep know the voice of the shepherd.

Craft

Using the following activity sheet, make a cardboard sheep and shepherds' crook. Attach cotton wool to the sheep using glue.



God is Love 1.3

Subtheme

God is a Loving and Faithful Shepherd.

Bible Reference

Luke 15 The Lost Sheep.

Suppose someone has 100 sheep and loses one of them, what does he do? He leaves the other 99 sheep in the pasture and goes looking for the lost one until he finds it. When he finds it, he is so happy that he puts it on his shoulders and carries it back home. Then he calls his friends and neighbours together and says, "I am so happy I have found my lost sheep. Let us celebrate! (GNB)

Focus

Jesus is very happy when we decide to love Him.

Story

Tell the story from Luke 15: 1-7

Or read from the children's story Bible - *The Beginners Bible – Timeless Children's Stories* (Zondervan)

Songs

God Loves You (*All Creation Sings*)

I've Got Ten Fingers (*Couldn't Be Finer*)

Down in my Heart (*Couldn't Be Finer*)

Puppet Play and Craft Activity: The Lost Sheep

Using the activity sheet, colour the drawings of shepherd, sheep and fence. Glue these to stiff card, then cut them out. Tape a pop-stick or straw to the back of each cut-out. Hold the pop-stick figures to help tell the story.

A play for pop-stick puppets

NARRATOR: Jesus once told a story about a shepherd who had 100 sheep.

Once upon a time there was a shepherd. (Enter shepherd). He carried a crook to help take care of the sheep. He took very good care of the sheep. He showed them where the best grass was and where the coolest water was. He knew the name of every sheep.

SHEPHERD: "Here Brown Face ... over here Sam..."

(Enter two sheep making sheep noises.)

NARRATOR: Every night the shepherd would take the sheep to their pen. A sheep-pen is a special paddock surrounded by a fence, to keep the sheep safe from wild animals during the night. As they went through the gate into the pen, the shepherd would count the sheep....

SHEPHERD: one, two, three, four, five, six, seven, eight

NARRATOR: and so on, right up to 100.

(All sheep enter. Fence placed in front of them.) When the shepherd had counted all the sheep he would close the gate for the night. But one night, the shepherd was counting....

SHEPHERD: 94, 95, 96, 97, 98, 99.... Only 99. One is missing. Let me count them again. 94, 95, 96, 97, 98, 99... Still only 99. I'll have to go and find that missing sheep. Which one is it now... Yes, that's who it is...It's Jumper. (The shepherd goes and looks for Jumper.)

Is he down by the river? Perhaps he's fallen in...

No, not there.

Is he stuck in the prickly bush?...Yes, there he is, over there.

NARRATOR: The shepherd gently lifted Jumper out of the prickly bush and carried him home over his shoulders.

(Enter shepherd carrying sheep.)

He put Jumper safely in the pen with the other sheep and closed the gate. When Jumper went missing, the shepherd had been very unhappy, but now he was very happy because he had found his lost sheep. Just think...if Jumper had stayed in that prickly bush all night, a lion or a bear or a wolf might have killed him. Now the shepherd was so happy he decided to have a big party and invite all his friends.

Discussion

Jesus said that this story had a special meaning.

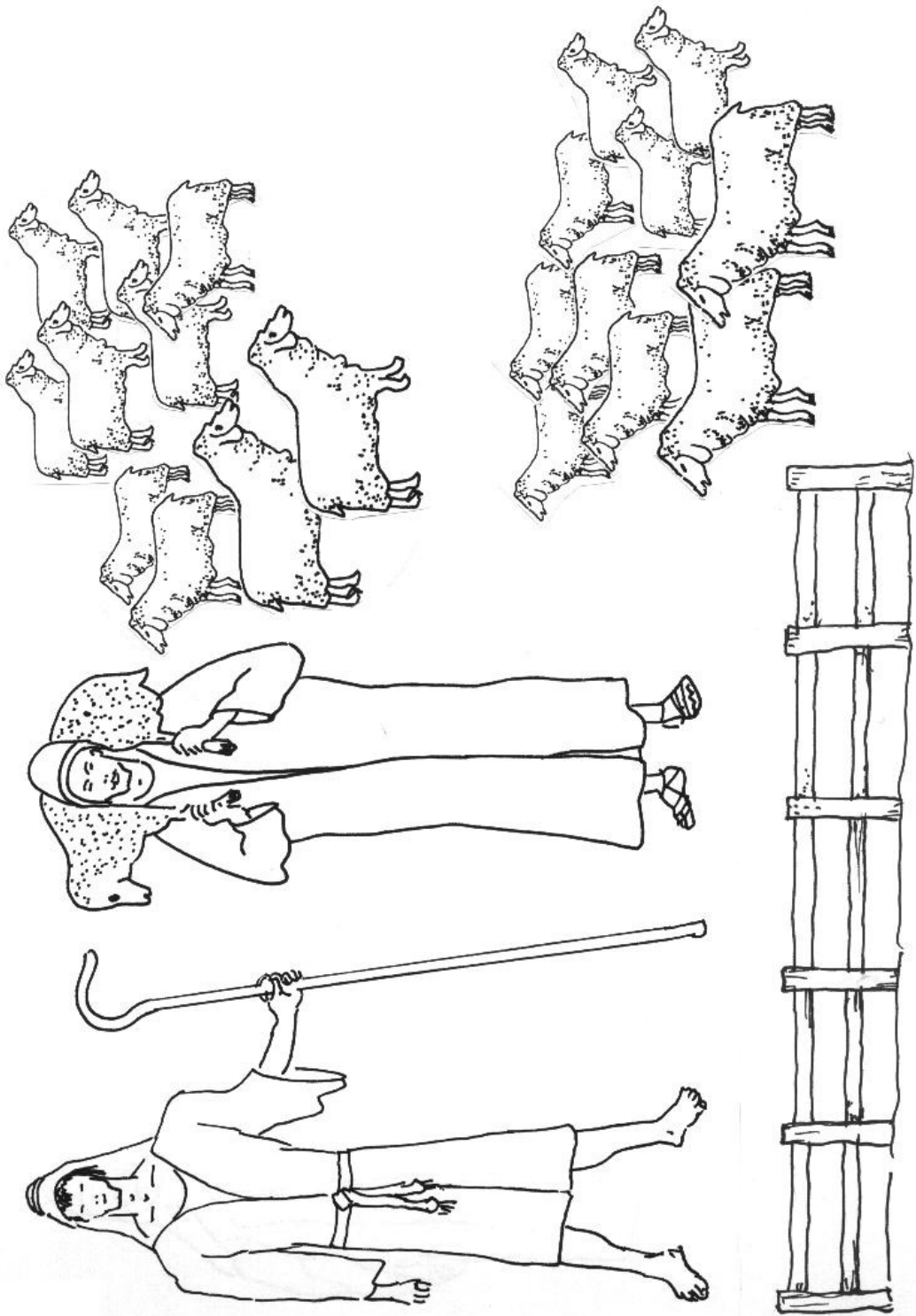
God is like the shepherd. Who do you think the sheep are like?

Sometimes people are like sheep. They don't obey God. But when they say sorry and decide to do what God wants, then God will forgive them. God is very, very happy, just like the shepherd who was happy when he found the lost sheep.

How do we know that God loves us?

Note

For very young children, the teacher can take the roles of both Narrator and Shepherd while the children take the role of sheep. They can be encouraged to make sheep sounds at appropriate times.



God is Love 1.4

Subtheme

God is a loving and faithful Shepherd

Bible References

Luke 19:1-9 Zacchaeus the tax collector. (Jesus searches out those who are lost.)
Psalm 139 God knows all about us.

Focus

God knows all about us and knows our name. He forgives us for the things we do wrong. He wants us to love Him.

Story

Tell the story from Luke 19:1-9

Or read from the children's story Bible - *The Beginners Bible – Timeless Children's Stories* (Zondervan)

Songs

God Loves You (*All Creation Sings*)

Zacchaeus (*Couldn't Be Finer*)

Down in my Heart (*Couldn't Be Finer*)

Discussion

What is a tax collector?

Did Zacchaeus become rich by taking too much money from people?

What is stealing?

How do we know that Jesus forgave Zacchaeus?


Did Zacchaeus change when he met Jesus?

Jesus called Zacchaeus by name. Do you think that Jesus knows your name?

Craft

Make a personal photo frame. Cut two pieces of card, slightly larger than a standard photograph. Decorate the frame with wrapping paper, ribbon, dried flowers etc. Glue or tape the frame to backing along 3 sides, leaving one side open for photo.

If you do not have a camera, get the children to make a drawing of themselves and draw a decorative frame around the drawing.




God is Wise

Level 1 (age 5)

Subtheme

It is wise to obey God.

*Go to the ant...consider her ways and be wise.
Proverbs 6:6 (KJV)*



Integrated topics for Christian Education

Obeying laws; wise and responsible behaviour; environmental responsibility

Other

- civil laws
- environmental responsibility; recycling; wise use of environment
- safety
- stranger danger
- money; banking; shopping
- planning for the future; careers
- biographies of those who relied on God for guidance and wisdom
- technology; inventions (God's wisdom given to man)
- journeys/exploration: people who relied on God's wisdom and guidance.
- preparation for outdoor activities e.g. hiking, orienteering
- preparation for disasters: taking precautions
- preparation for seasonal weather conditions
- wise choices and decisions: choosing friends; drugs and alcohol

Character Development (See *Jesus First*)

- wisdom
- obedience

Christian Life

Our response to *God is Wise*

- acknowledging that God knows more than we do
- allowing Him to be in charge of our life

God is Wise 1.1

Subtheme

It is wise to obey God;
Finding out what God wants us to do.

Focus

Obedying God is doing what He tells us to do. We find out what God wants us to do by reading His Word, the Bible.

Songs

My Dad (*Sing a Joyful Song*)
A Great Big Dad (*Couldn't Be Finer*)
What I'd Like to Be (*Couldn't Be Finer*)

Bible References

Proverbs 3:5-7 Trust in the Lord with all your heart. Obey the Lord and stay away from all that is wrong.

Mark 12:30-31 The Greatest Commandment: love the Lord your God with all your heartand love other people as much as you love yourself.

Exodus 20:1-17 The Ten Commandments: Worship no god but me; do not misuse my name; keep one day for the worship of me; love your father and mother; do not kill or steal; do not lie; do not want things that belong to others.

Story

Tell the story of Moses receiving the Ten Commandments at Mt Sinai, (Exodus 20), or read from the children's story Bible - *The Beginners Bible – Timeless Children's Stories* (Zondervan)

Discussion

- What does it mean when Mum and Dad ask you to **obey** them?
Obeying, or being obedient, means that we do what they say.
- What are some of the things that your Mum and Dad ask you to do?
Do you sometimes say, "Not now...later!" That is not really obeying.
- Sometimes Mum or Dad ask you not to do things. Can you think of some?
Your parents ask you to do, or not to do certain things because they love you and know what is best for you. They also know much more than you do.

The Bible says that children should obey their parents. God is our Heavenly Father and we should obey Him too. He knows much, much more than any person in the whole world. He is so big and great, and knows what is best for us too.

- God tells us what He wants us to do in a special book. Do you know what the book is called?

Show and discuss various Bibles, including children's story Bibles. Ask whether children know any stories in the Bible.

The Bible says we should "love God with all our heart". What does you this means? It also says we should love other people. That means being kind to everyone. The Bible also tells us about some special rules. God gave these rules to a man called Moses. He wrote these rules on flat pieces of stone. Here are some of them...

- *love God*
- *do not to steal*

- *do not kill anyone*
- *do not tell lies*
- *do not want the things that other people have*
- *obey your parents*

Obeying God is doing what is right. We do the right thing when we obey Mum and Dad.

Game: Traffic lights

(This game shows the meaning and importance of obeying laws)

When we drive a car or walk across a road, there are certain rules we must obey. Do you know how to obey traffic lights?

red.....stop

yellow.....wait

green.....go

In this game there is a certain position for each coloured light.

R.....Y.....G

When the game leader says 'red', everyone lines up in the RED position. The leader calls another colour and the players move to line up in the new position. Anyone moving in the wrong direction is out.

Alternative game: Simon says

Teacher says for example, "Simon says hands on heads." But sometimes the teacher will say just "hands on heads". Children must only obey the actions when Simon says. Otherwise they are out.

Art / Craft

Draw some ways in which we can obey God and our parents.

OR

Make a book, by folding a page into four. Use the following outline: *(Child draws a picture for each idea.)*

- **It is wise to obey God and to love other people**
- **and not to want everything we see.**
- **The Bible tells us to love God and not to steal, kill or tell lies**
- **and to obey Mum and Dad**

God is Wise 1.2

Subtheme

It is wise to obey God. Disobedience has consequences.

Bible References

Colossians 3:20 Children obey your parents.

1 Peter 1:14 Be obedient to God

Deuteronomy 11:22 Obey faithfully all the laws that I have given you.

Jonah 1:1-3 The Lord spoke to Jonah and said "Go to the great city of Nineveh and speak against the people who are very wicked". Jonah, however, set off in the opposite direction.

Focus: Obeying God is being wise.

Songs

Jonah and the Whale (*All Creation Sings*)

What I'd like To Be (*Couldn't Be Finer*)

A Great Big Dad (*Couldn't Be Finer*)

Story 1: Jonah and the Whale

Tell the story of Jonah or read from the children's story Bible - *The Beginners Bible – Timeless Children's Stories* (Zondervan)

Story 2: The Spider's Web

This story shows the foolishness of disobeying those who love and care for us.

Belinda Beetle belonged to a very large family. Like all beetles, she had four wings: two underwings for flying, and two upper ones for covering and protecting the special flying wings. Right down her back was a straight line where the two wings met. Belinda was a shiny Christmas beetle with six long legs and two feelers. She was very proud of her beautiful colours...so beautiful that she could almost have been used as a decoration on a Christmas tree.

Belinda would spend most of her day climbing gum trees and munching on the juicy green leaves. Sometimes she would see beautiful spiders' webs shining in the sunshine.

"How I would love to touch a beautiful spider's web," she thought, but knew she mustn't, as her father and mother had told her NEVER, NEVER TO GO NEAR SPIDERS' WEBS.

"A spider's web is very sticky," they would say. "If you touch it you will get caught in it and not be able to get out again."

Belinda was a very curious little beetle. She was so curious that one day she just couldn't resist going near a spider's web.

"If I'm very, very careful," she thought, "I'm sure I could touch the web without getting caught."


Belinda reached out one of her six long legs. She touched the web, then quickly tried to pull back again. She pulled and pulled, but she only became more entangled in the web. There she was, stuck in the beautiful shiny spider's web. Now Belinda knew why her mother and father told her to NEVER, NEVER GO NEAR SPIDERS' WEBS...and now she knew that she should have obeyed.

Who should we obey? (God, parents, teachers)

Who should we not obey? (Strangers, people who ask us to do wrong things, Satan.)

How should we obey? (Quickly, cheerfully, without arguing)

Why should we obey? (God asks us to. He knows best)



Activity: Picture sequencing.

Cut and paste pictures in correct sequence.

God is Protector

Level 1 (age 5)

Subtheme

God is a Father who protects His children.

The name of the Lord is a strong tower. The righteous run into it and are safe. Proverbs 18:10



Integrated topics for Christian Education

My family: protection through families.

Animal families: animal parenting.

Other

- shelter: history of buildings;
- castles and fortresses
- armour and weapons: the armour of God
- protection services e.g. police; firemen
- human biology: immune system; the blood; skeletal system
- sea voyages, ships and lighthouses
- environmental protection: saving animals on the verge of extinction
- animal defence mechanisms; camouflage

Character Development (See *Jesus First*)

- security
- courage

Christian Life

Our response to *God is Protector*

- trusting in God as Father
- feeling safe and secure in His care

God is Protector 1.1

Subtheme

God is a Father who protects His children.

Bible References

2 Corinthians 6:18

"I will be your Father, and you shall be my sons and daughters," says the Lord Almighty. (GNB)

1 John 3:1 See how much the Father has loved us! His love is so great that He has called us His children. (GNB)

Matthew 2 Protection of the baby Jesus

Focus

God protects His children as a loving father.

Story

Tell the story of the protection of Baby Jesus from Matthew 2, or read from the children's story Bible - *The Beginners Bible – Timeless Children's Stories* (Zondervan)

Songs

A Great Big Dad (*Couldn't Be Finer*)

I Don't Have to Worry (*Sing a Joyful Song*)

Discussion

God made us to live in families

A long time ago, baby Jesus was born. We celebrate His birth every Christmas. Jesus had a mother and a father named Mary and Joseph. Mary and Joseph had the job of looking after a very, very special baby. Jesus was God's son, and God was His Heavenly Father. That meant that Jesus had two fathers: Joseph, who looked after Him every day in the carpenter's shop, and God. God is our Heavenly Father too.

It is God's plan for babies to be born into families. Children need parents to love and protect them. 'Protect' means to keep someone very safe. I'm sure you can think of times when your Mum and Dad protect you from danger.

Mum and Dad make sure you have a home to live in, so that you are protected from the wind and the rain. They make sure you have good food so that you can grow to be strong and healthy. Mum and Dad protect you from danger when they see that you cross the road safely. They also make sure that your car seat belts are done up safely, and that you wear a hat and sun-screen in hot sun.

Mum and Dad have protected you from the moment you were born. Even before you were born, you were very safe inside your Mum. After you were born you were wrapped tightly in little blankets and placed in a special little bed. Everything had to be kept very clean because you had to be protected from germs. Your Mum held you carefully, with one hand under the head to protect your little neck, which was not yet strong enough to hold the head up. If you have a baby brother or sister, I'm sure you help Mum and Dad to protect your baby. God has also planned for families to have brothers and sisters to help and love one another.

Even animal parents protect their babies. Can you think of some ways in which animal babies are protected? Just think of the baby kangaroo, snuggled safely in his mother's pouch. Mother birds build cosy nests for their babies, and chase away anyone who might come to harm the baby birds.

God has planned for both animals and people to live in families. We feel happy and safe when we belong to a family. In a family, there are people who love us, help us, protect us and there are people to have fun with.

Think...

Which things do you like to do most with your family?

Who are the people in your family? (immediate)

Which other people are part of your family, but do not live with you? (extended)

Picture Discussion

Use pictures/photos of:

- Families doing things together
- Babies
- Animal families

Art/Craft

Draw or make a model of your house. Draw or make the outside first. Then draw the inside. Show the things that are special to you in your family home.

God is Protector 1.2

Subtheme

God is a Father who protects His children

Bible References

Psalm 68:5 God is a Father to the fatherless

Isaiah 9:6 He is an everlasting Father

Exodus 1-2 The story of Moses in the bulrushes

Focus

Because the family of Moses family loved God, God took special care of them.

Songs

I Don't Have to Worry (*Sing a Joyful Song*)

A Great Big Dad (*Couldn't Be Finer*)

Story

Tell the story of Moses in the bulrushes from Exodus 1 and 2,

or read from the children's story Bible - *The Beginners Bible – Timeless Children's Stories* (Zondervan)

Discussion

- Do you think that the mother of baby Moses would have asked God to protect the baby?
- Would you be afraid if you were Miriam?
- What could have happened to the basket in the water?
- What would you think when you saw the king's daughter coming?
- What special thing did God do for Miriam and the mother?
- What special thing did God do for Moses?
- When are you sometimes afraid?
- Do you think that God can protect you, as He did with Moses?

Testimonies

Relate personal testimonies of times when the Lord has protected you or your family.

Art/Craft

Make basket boats from egg carton cups or recycled materials. Make a tiny baby to go in the basket.



God is Protector 1.3

Subtheme

God is a Father who protects His children

Bible References

Matthew 17:20 If you have faith as small as a mustard seed, you can say to this mountain, 'move' and it will move. Nothing is impossible with God.

Psalm 62:5-8 God is a strong protector and a shelter.

2 Samuel 22:33 God is my strength.

1 Samuel 17 The story of David and Goliath..."You are coming against me with sword, spear, and javelin, but I come against you in the name of the Lord." v.45 (GNB)

Focus

God protects us in times of trouble

Songs

I don't have to Worry (*Sing a Joyful Song*)

A Great Big Dad (*Couldn't Be Finer*)

Story

Tell the story of David and Goliath from 1 Samuel 17

or read from the children's story Bible - *The Beginners Bible – Timeless Children's Stories* (Zondervan)

Discussion

In the story of David and Goliath, the giant was very big. He should have been able to win a fight against anyone, especially little David. Do you know the reason why David was able to beat Goliath? God was on David's side, and God was much, much bigger than Goliath. Sometimes you might think you have big troubles. God is bigger and greater than any of your troubles. He's always there and He's on your side!

Big troubles for little people

Which of these things might make you afraid?

- Getting lost in a big shopping centre.
- Climbing to the top of a playground tower, and you can't get down again.
- Sleeping away from home for the first time.
- A big dog barking at you.
- What would you do?

Craft

Make a collage of David and Goliath, or draw a picture.

God is Powerful

Level 1 (age 5)

Subtheme

God has power to heal.

The Lord rules... greater than the roar of the oceans, more powerful than the waves of the sea. Psalm 93:4 (GNB)



Integrated topics for Christian Education

God's power seen in the creation:

Force and energy - Machines; tools; toys; road transport

Other

- electricity magnetism
- steam power; hydroelectric power
- solar system: expresses the greatness of God
- landforms: the power of creation expressed in mountains; volcanoes
- change: chemical reactions
- weather: powerful forces seen in storms; hurricanes
- transport; flight: utilizing the power forces in the Creation
- God's power to do miracles

Character Development (See Jesus First)

- faith
- surrender to a powerful God

Christian Life

- expecting to witness God's supernatural power in our lives
- allowing the Holy Spirit to work supernaturally through us
- relying on God's power and not our own strength

God is Powerful 1.1

Subtheme

God has power to heal.

Bible Reference

Mark 5:25-34

The woman who touched the hem of Jesus' garment

Story

Tell the story of the woman who was healed by touching the hem of Jesus' garment, Or read from the children's story Bible - *The Beginners Bible* – (Zondervan)

Focus

Jesus has power to heal because He is God's son.

Songs

What a Mighty God we Serve (*All Creation Sings*)

God is Wonderful (*Couldn't Be Finer*)

Discussion

Discuss times when children have been sick.


- What is it like? How do you feel?
- How can doctors and medicines help us to get well?
- How can Jesus help us when we are sick?
- Do you know anyone who has been sick for a long time?

Think about the Bible story

- How long had the woman in the story been sick?
- Could doctors or medicines heal her?
- Did she believe that Jesus could?
- What did she have to do to get to Jesus? Why was it difficult?
- What type of clothes was Jesus wearing?
- What part of His clothing did she touch?

Art / Craft

Make a crowd scene using pieces of coloured cloth or coloured paper for clothing. Draw heads and arms. Place Jesus and the healed woman in the foreground.



God is Powerful 1.2

Subtheme

God has power to heal.

Bible Reference

Mark 2:1-12

The story of the paralytic lowered through the roof. Jesus recognised their faith, (verse 5).

Story

Tell the story of the man who came through the roof,
Or read from the children's story Bible - *The Beginners Bible* – (Zondervan)

Focus

Jesus has power to heal when we believe.

Songs

What a Mighty God we Serve (*All Creation Sings*)

God is Wonderful (*Couldn't Be Finer*)

Discussion

- What was wrong with the man on the stretcher?
- Why did his friend bring him to Jesus?
- What kind of house was it?
- How did they get up on the roof so easily?

Personal testimonies

Are there any times when you have prayed for healing? Did you believe that Jesus could do it?

Prayer

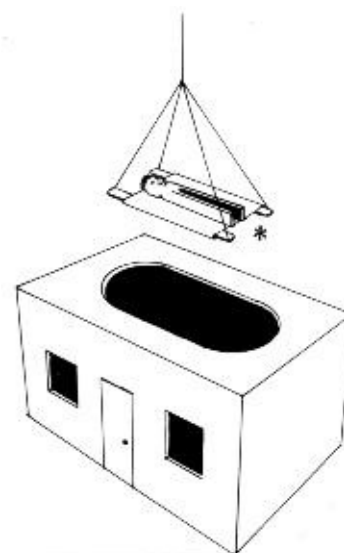
Pray for anyone who is sick.

Art / Craft

As a *group activity*, make a house from a box. Cut a hole in the top (the roof).

Individual activity:

Each child can make a stretcher from sticks and paper. Attach string to the stretcher so that it can be lowered through the roof. Make a cardboard or peg person and place on the stretcher. Children can take turns to lower their person on stretcher through the roof.



God is Powerful 1.3

Subtheme

God has power to heal.

Bible Reference

Luke 7:1-10 The story of the sick servant.

Jesus said to the crowd following Him... "I have never found faith like this, not even in Israel." (verse 9, GNB)

Focus

Faith in Jesus; the power of Jesus to heal today

Songs

What a Mighty God we serve (*All Creation Sings*)

God is Wonderful (*Couldn't Be Finer*)

Story

Tell the story of the sick servant from Luke 7: 1-10

or read from the children's story Bible - *The Beginners Bible – Timeless Children's Stories* (Zondervan)

Discussion

- What is a captain? What is a servant?
- Do you know any other Bible stories where Jesus healed people? Was Jesus usually with the person He healed?
- Why was this story different?
- Did the Captain believe that Jesus could heal the servant?
- Do we believe that Jesus can heal us when we are sick?
- Do you know anyone who has been healed by Jesus?
- Do you know anyone who is sick? What can we do for that person?

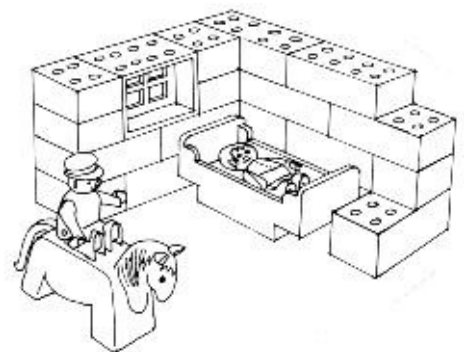
Activity 1

Act out the story.

Activity 2

Re-tell the story using play equipment, e.g. wooden or plastic building blocks, boxes, furniture, cardboard cut-outs of people. Create the scene by making:

- a house
- a bed inside the house with person in bed
- figures for Jesus and the Captain
- captain riding on horse back



God is Truth

Level 1 (age 5)

Subtheme

God wants us to obey the truth.

Live a life that measures up to the standard God set when He called you. Ephesians 4:1 (GNB)



Integrated topics for Christian Education

Honesty in the home; doing jobs without short-cuts

Test statements for truth through applied mathematics, e.g. The tall bottle holds more than the short one.

Other

- friendship: faithfulness and honesty
- discovering truth through the scientific method
- discovering real or substitute: testing materials e.g. gold or imitation
- fact or fantasy: discerning the difference between a true story and make-believe.
- scientists who discovered the truth: e.g. Galileo who discovered the truth about the solar system; pendulums
- discovering the truth through archaeology
- creation science: scientists who seek the truth and gather evidence to show that the universe is not millions of years old
- the media and advertising; consumer education: honesty/dishonesty in advertising and packaging; deception through advertising; customer surveys; testing performance of products

Character Development (See *Jesus First*)

- honesty
- discernment

Christian Life

- believing God's Word
- obeying God's Word

God is Truth 1.1

Subtheme

God wants us to obey the truth

Bible References

1 Kings 18:1-40 Which is the true god? The God of Israel or Baal? Elijah prays for fire to show which is the true god.

Exodus 20:3-6 Worship no other god.

Focus

God is the only true god.

Story

Tell the story Elijah and the prophets of Baal from 1 Kings 18: 1-40
or read from the children's story Bible - *The Beginners Bible – Timeless Children's Stories* (Zondervan)

Songs

What a Mighty God we serve (*All Creation Sings*)

Whatever is good (*Couldn't Be Finer*)

Discussion

- What is the meaning of "true"?
- Could statues of wood and metal do the things God does?
- What does God say about people who worship statues? (Exodus 20)

Game

True or False

Give a list of statements. After each statement the children have to say 'true' or 'false'.

Examples:


- God made the world and everything in it. (T)
- A brick can float in water. (F)
- Easter Bunny brings Easter eggs. (F)
- Children should obey their parents. (T)
- Fairies bring money when your tooth falls out. (F)
- Jesus can heal us. (T)

Activity

Colour activity sheet using felt pens. Add small pieces of red paper to represent the fire. (Mosaic)

Or

Draw a picture for the story.



God is Truth 1.2

Subtheme

God wants us to obey the truth.

Bible Reference

Acts 5 Ananias and Sapphira

Focus

Honesty in all we do and say.

Being ourselves...not pretending to be great or important.

Songs

God Loves You (*All Creation Sings*)

A Servant for Jesus (*All Creation Sings*)

Whatever is Good (*Couldn't Be Finer*)

Puppet play: Dad's Birthday cookies

SCENE 1

Billy: Hi Betty!

Betty: Hi, Billy!

Billy: Guess what I've got for you?

Betty: Ah..... Can I play with it?

Billy: Well, not really.

Betty: Can I eat it?

Billy: Yes.

Betty: A peanut butter sandwich?

Billy: No. Look! Two chocolate cookies - one for you and one for me.

Betty: (*Munch, munch*) It's really nice of you to give me this cookie Billy. Where did you get it?

Billy: Well, Mum made some cookies especially for Dad's birthday party tomorrow night. I saw them on the bench and thought how much you would like one.

Betty: But did your Mum say you could have one?

Billy: Well, no, but I'm sure she wouldn't mind.

SCENE 2

Mum: 1, 2, 3, 4, 5, 6, 7, 8. That's funny. I'm sure I made 10 cookies. Billy did you take 2 cookies from the plate?

Billy: No Mum. I've been outside the whole time.

Mum: Are you sure you didn't take them?

Billy: No Mum. Not me!

SCENE 3

Betty: You know Billy, I really think we should tell your Mum about those cookies.

Billy: Oh, I don't know. I only took the cookies because I wanted to make you happy.

Betty: But the Bible says we shouldn't take things that don't belong to us. That's called stealing. Come on Billy Let's go and see your Mum.

Scene 4

Mum: Hi, Betty. Hi, Billy.

Billy: Mum, I have something to tell you. I know what happened to the missing cookies. I took one for Betty and one for me. I'm sorry I took them without asking and I'm sorry I told you a lie when you asked me if I took them.

Mum: I'm glad you told me the truth Billy. God forgives us when we are sorry, and I forgive you too. Come on, let's make some more chocolate cookies together.

Bible Story: Ananias and Sapphira

This is a true story about two people who told a lie. The story is found in the Bible. Once there was a man called Ananias and his wife Sapphira. They were two people who worked for God in the temple.

God wants people to give money to the church. This is the way people give money to God. God doesn't really use the money Himself. He doesn't need to buy things, but the church can use the money to help other people who need things.

Ananias and Sapphira knew that it was important to give money to the church. They sold a piece of land. It might have been a farm. We don't really know, but anyway, they received a lot of money for it. Then Ananias had an idea. Why don't we say that we are giving all the money to the church, but really we'll give some of it, and keep the rest for ourselves. Then everyone will think how good we are for giving all the money.

Ananias and Sapphira took their money to the temple.

"This is all of the money we got from selling the farm," said Ananias.

"Really?" said the person in charge of the money. "You kept none for yourselves?"

"No," said Ananias.

"Well then, God must be very happy that you have given everything to Him."

But God was not happy. Ananias had not told the truth. He only said that so that others would think he was a good person.

Sometimes people tell lies so that others will like them. Maybe they say that they have very special, expensive toys when really they don't at all. Maybe they tell lies about things they've done, or places they've been to, just to sound important. God doesn't want us to tell lies about the things we do. He just wants us to be ourselves. He loves us just the way we are. We're all very special to God.

Discussion

- What does it really mean to tell a lie?
- When we are tempted to tell lies?
- Do some people exaggerate or lie to make other people like them?
- What happens when people find out we weren't telling the truth?
- Does God know when we tell a lie?

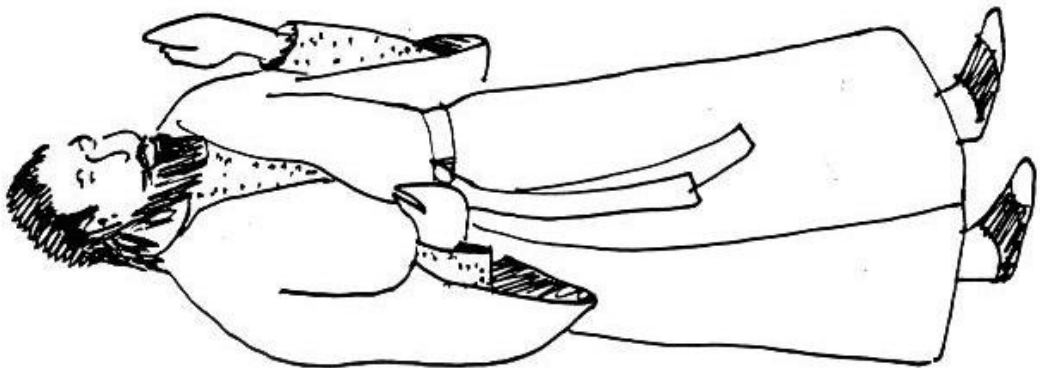

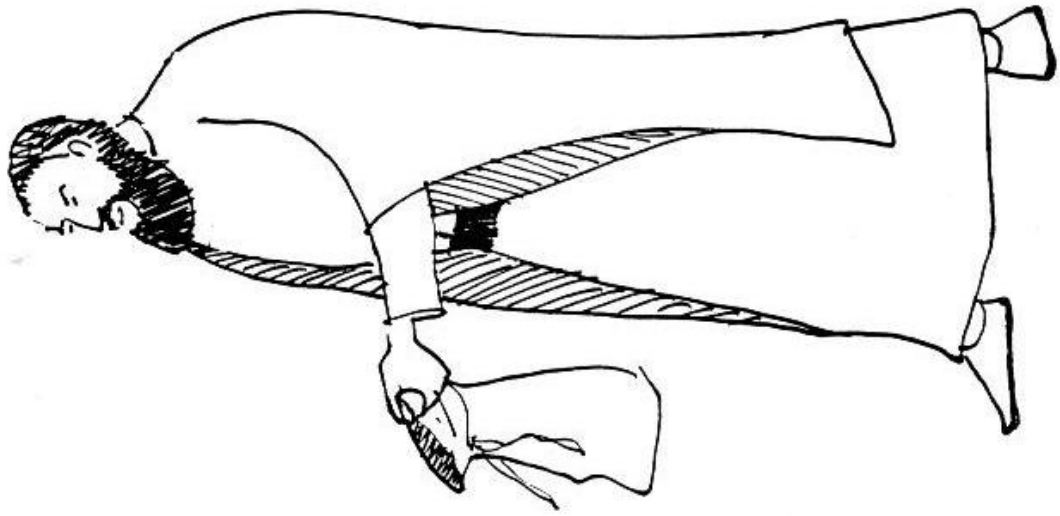
Activity 1

Allow children to use the puppets to demonstrate real life situations.

Examples:

- Mum asks child if he has finished doing a job. Child says "yes" when really he hasn't.
- Mum asks who broke the bowl.

Activity 2 (See activity sheet)



God is Truth 1.3

Subtheme

God wants us to obey the truth.

Bible References

2 Kings 22 & 23 The story of the boy king, Josiah.

Exodus 20 The Ten Commandments

Story

Tell the story of Josiah, who finds a scroll in the temple and reminds the people of the Ten Commandments (2 Kings 22 & 23).

Josiah was eight years old when he became king. He was a good king. He obeyed God. He was sad that the building where his people worshiped God was falling down. Josiah got workers to fix it. One day someone found a scroll in the temple. A scroll is a rolled up piece of paper with writing on it. This was a very important piece of paper. It was the book of God's laws, called the Ten Commandments. The scroll was taken to King Josiah. Josiah read the writing.

"We must follow these laws," he said. "We must do what God wants."

The people did what Josiah said. They obeyed God's laws, which had been lost and forgotten. God was pleased with King Josiah and God blessed him.

Focus

God tells us what to do in His Word, the Bible. God wants us to obey Him, and do what the Bible says.

Songs

What a Mighty God we serve (*All Creation Sings*)

A Servant for Jesus (*All Creation Sings*)

Discussion

Look at different kinds of Bibles.

Olden day Bibles called scrolls.

The first words from God were written on flat pieces of rock. (Ex. 20)

Some of the things God said to Moses were:-

- Love God and don't worship statues.
- Love and obey Mum and Dad.
- Do not steal or kill.
- Always tell the truth.

Josiah, the boy king, found a scroll with these laws written on it. He knew the people were not obeying God. What did he do?

The words of Jesus are also in the Bible. We must obey them too. Jesus said, "Love God with all your heart and love other people too."

Activities

- Make a crown that would have been worn by Josiah the boy king.
- Make a scroll. On the scroll write, "**God's Word is Truth**".
- Children can dress up. Use the cardboard crown, and pieces of material for a robe.

God is Pure

Level 1 (age 5)

Subtheme

God will forgive us and make us clean.

Wash me and I will be whiter than snow.

Psalm 51:7



Related topics for Christian schools

- Making things clean: cleaning in the home; properties of household cleaning products - liquids and powders; bubbles
- Safety with household cleaning products

Other

- water (symbol of purity)
- light (symbol of purity)
- purity in relationships: loving and forgiving
- the fall of the perfect creation; environmental pollution
- the purity of heaven

Character Development *(See Jesus First)*

- honesty
- goodness
- respect
- responsibility

Christian Life

- living as Jesus wants us to live
- putting into practice the words of Jesus
- having a clean heart

God is Pure 1.1

Subtheme

God will forgive us and make us clean.

Bible References

Matthew 23:13 - 27 Jesus said that we must be clean on the inside... not just on the outside.

Luke 10:25-37 The Good Samaritan chose to be kind. The two men from the 'church' chose not to be kind.

Focus

Choosing right instead of wrong; the consequences of doing wrong

Songs

Mud Pies (*All Creation Sings*)

A Servant for Jesus (*Sing A Joyful Song*)

Introductory Activity: Making Choices

Visual aids: bowl of fruit or pictures of selected fruits.

- a) Ask the children to choose their favourite fruit.
- b) Then ask the children questions individually:
 - Which toy would you choose: a doll or a skipping rope?
 - Which would you choose to take on a picnic or take to the playground?

Discussion

We can choose between many things but we can also choose between doing right and doing wrong. Discuss some of the right/wrong things we can choose to do.

EXAMPLES:

- obeying/disobeying our parents
- being kind/unkind
- sharing/fighting
- telling the truth/lying

Story

Tell/dramatise the story of the Good Samaritan from Matthew 23: 13-27.

or read from the children's story Bible - *The Beginners Bible* – (Zondervan)

This is a story from the Bible. It is about three men who had to choose between being kind or not being kind. The first two men were from the church. You would expect them to be kind wouldn't you? But no. They chose to be unkind. The third man came from a different country. You wouldn't expect him to be kind, but yes, he chose to be kind to the poor man lying by the roadside.

When we choose to obey what is right we are obeying God. When we choose wrong, we are disobeying God. The Bible calls doing wrong, 'sin'. Doing wrong makes us feel sad on the inside. It makes God sad too. What can we do to make things right again? We can say sorry and ask God to forgive us. Can you think of a time when you have done wrong, and then later felt bad about it? What did you do? In the story, what do you think the two men from the church could have done once they realised how unkind they had been?

Act it out: Dramatise situations which involve choices. e.g. choosing the largest piece of cake or leaving it for someone else.

God is Pure 1.2

Subtheme

God will forgive us and make us clean.

Bible References

Luke 19:1 - 9 Zacchaeus was forgiven and changed his ways.
1 Peter 1 & 1 John 3 We are made pure through Jesus.

Focus

Jesus wants us to ask for forgiveness, and to be His friend.

Songs

Whatever is good (*Couldn't Be Finer*)
More like Jesus (*Couldn't Be Finer*)

Story

Tell the story of Zacchaeus from Luke 19:1-9,
or read from the children's story Bible - *The Beginners Bible* – (Zondervan)

Discussion

Make three cardboard apples to use as visual aids:

1. A perfect apple
 2. An apple with a grub making a small hole
 3. An apple cut in half showing how the grub has damaged the inside of the apple.
- Find snow scenes in magazines, books, old calendars or Christmas cards. Look at the pictures of snow. Things that are as white as snow, are usually very clean.
 - Think of other things that are very white. Think of white clothes. What would happen to these clothes if you wore them to play in the mud?

Jesus said that we should be clean on the inside...not just on the outside. By doing right instead of wrong, we feel much happier inside. Sometimes we feel sad about doing wrong things. We have all done wrong at some time. When we ask Jesus to forgive us He can make us clean on the inside. Being clean on the inside means that our thoughts are good and pure...not selfish or unkind. It's a bit like a beautiful fresh apple. God made apples to be perfect, and God made us to be perfect, but sometimes a little grub gets into the apple. If you cut it open what do you find?

Doing wrong is called sin. Sin spoils people just as the grub spoils the apple. But people can do something that the apple can't. We can ask Jesus to forgive us and He will make us clean again on the inside. Jesus wants us to ask Him to be His special friend too. Jesus asks us to choose right instead of wrong.

Zacchaeus was someone who had bad thoughts. He had greedy, selfish thoughts. He wanted more and more for himself, even if it meant taking money from other people. But when Zacchaeus asked Jesus to forgive him, Zacchaeus became clean on the inside. Instead of only thinking about himself, he started to think about others. He even paid back the money he had taken from people.

Art / Craft

Make stamped snowflake designs using potato cuts. Place some white paint on to a sponge. Press the potato cuts into the sponge and print them on to black paper.

God is Pure 1.3

Subtheme

God will forgive us and make us clean.

Bible References

Matthew 23:26 Be clean on the inside...not just the outside.

1 Samuel 16:7 Man looks on the outward appearance but the Lord looks on the heart. (KJV)

Matthew 26:69 & John 21:15 Jesus forgives Peter.

Focus

We need to say "sorry" not only to Jesus, but also to other people.

Songs

Whatever is good (*Couldn't Be Finer*)

More like Jesus (*Couldn't Be Finer*)

Preparation

Make a puppet. Use a piece of A4 paper. Cut it in half to make A5. Make a cylinder using sticky tape. Decorate the cylinder with facial feature and hair. Place you hand inside and use the puppet for the following puppet sketch.



Puppet Sketch: Bath Time

Use a puppet to speak to the audience using the following:

Hello everyone. I've just had a bath. I always feel so good after a bath. Don't you? Who likes having a bath?

Mum says I always forget to wash my face. Do you forget to do that too? I love sitting in the warm soapy water with lots of things to play with ... things like my bubble pipe and my toy boat and my plastic animals. Sometimes I make really, really big bubbles. Sometimes I put my plastic animals in my boat and make a Noah's ark.

Having a bath reminds me of something. Jesus said that we have to be clean on the inside as well as on the outside. That's funny. I don't get dirty on the inside. I get dirty

outside when I play football, or make mudpies, or climb trees, or dig in the garden with Dad, but these things don't make me dirty on the inside. I wonder what Jesus means when He talks about being clean on the inside.

I was unkind to my best friend today, and that made me feel awful. I suppose that's a bit like being dirty on the inside. I answered back my Dad this morning... and I disobeyed my teacher at school...and I took two chocolate cookies from the tin without asking Mum. I don't feel very good about those things.

Bathing with hot water and soap can make me clean on the outside but Jesus is the only person who can make me clean on the inside. He can forgive me and take away my sin. I think I should say sorry to Jesus for all those things I did. And I'm going to say sorry to Mum and Dad and my teacher as well. I'm going to do that right away.

Story

There's a story in the Bible about a man who did something he knew was wrong, and felt really bad about it. His name was Peter. He was a friend of Jesus. Do you remember when Jesus was captured by the soldiers and taken away to be killed on the cross? Peter got really scared and ran away in case they tried to capture him as well. He went to a place where he thought no one knew him, and stood by the fire to keep warm. Then someone recognised him. "Didn't I see you with Jesus?" said the person. "Aren't you a friend of His?"

"No. No. Not me. You must be thinking of someone else," Peter said.

But after he had said that he felt awful on the inside. He had told a lie. He really was one of Jesus' friends, but was too afraid to say so.

We all know that Jesus didn't stay dead, but came alive again. When Peter met Jesus again, Jesus knew that he had told a lie about being His friend. Peter had to say that he was very sorry. That made him feel better on the inside, especially when Jesus said, "I forgive you".

Discussion

Explain the symbolism of 'whiteness' and being clean on the inside. Show a picture of a snow scene. Snow reminds us of something that is very white and clean. (Ps 51:7 Wash me and I will be whiter than snow.)

Art/Craft

Children can make a puppet based on your demonstration model. (You could also use paper bags as a base for the puppet.)


God is Patient

Level 1 (age 5)

Subtheme

Patience is learning to wait.

Be patient with everyone. 1 Thessalonians 5:14 (GNB)



Integrated Topics for Christian education

Look at things in the Creation which take time.

- seed germination, (waiting patiently for seeds to sprout)
- waiting for crystals to grow
- measurement of time

Other

- listening to others patiently
- listening, sound and the ear
- patience with people
- tolerance
- patience in hobbies and occupations
- life without modern technology 100 years ago or more; patience in doing tasks manually
- lifestyle of pioneers and early settlers
- development of technology

Character Development *(See Jesus First)*

- patience
- diligence
- self-control

Christian Life

- being patient with others
- having self-control
- waiting for God to answer prayer

God is Patient 1.1

Subtheme

Patience is learning to wait.

Bible References

Genesis 15, 17, 18

Sarah and Abraham had to wait for God to give them a son, as He had promised.

1 Samuel 1 Hannah also had to wait for God to answer her prayer.

Focus

We sometimes have to wait for the things we want.

We sometimes have to wait for God to answer our prayers.

Songs

Waiting Patiently (*All Creation Sings*)

Ask, Seek, Knock (*Couldn't Be Finer*)

Story 1

Tell the story of Hannah from 1 Samuel 1

Or read from the children's story Bible - *The Beginners Bible – Timeless Children's Stories* (Zondervan)

Story 2: Abraham and Sarah

Abraham and Sarah loved God. They listened to God and did the things He told them. One day God told Abraham something he could hardly believe. God said that Abraham would be father of many children.

Sarah and Abraham were quite old. They had no children of their own, and were really too old to have children now. Abraham waited, day after day, for God to do the thing that He had promised. Abraham had to be very patient. One day Abraham was sitting at the entrance of his tent. It was lunch time. The sun was high in the sky and it was very hot. He looked up and saw three men. They were strangers.

"Please stop and rest," he said to the strangers. "Come and sit down under this tree and I will bring you a bowl of water for you to wash your feet. I will also get some food for you so that you will have strength for the rest of your journey."

"Thank you," said the men. "We accept."

Abraham went to Sarah.

"Quickly bake some bread from the best flour," he said. "We have some visitors."

Abraham went to get some food. He set out the food under the tree and the men ate it. Then one of the men said, "Where is your wife, Sarah?"

"In the tent," said Abraham.

"Nine months from now she will have a baby," said the man.

Sarah heard the man say this. She was listening at the doorway. She laughed because she thought she was too old to have a baby. Then God spoke to Abraham. God said, "Sarah should not have laughed because there is nothing too hard for the Lord."

Nine months later, Sarah did have a baby. His name was Isaac. When Isaac grew up he had a son... When his son grew up he had a son... When that son grew up he had a son... and so the family kept on growing, until finally one of Abraham's great, great, great grandchildren had a very special baby. His name was Jesus.

Abraham did become the father of many children...many great, great grandchildren and the father of a great nation...the nation of Israel. Like Abraham we have to be patient in order to see God's promises come true. It may seem to take a long time, but if God says He will do something, we can be sure He will keep His word.

Discussion

What does it mean when Mum sometimes says "Be patient"?

What are some of the things you have to wait for?

Examples:

- waiting for food, especially when we are hungry
- waiting for a birthday or Christmas to come
- waiting for someone to find you when you are playing hide and seek
- waiting for a turn of a special toy that someone else is using

How do we wait "patiently" for these things? Getting angry? Shouting? Complaining? or waiting quietly?

Mothers also have to wait patiently for babies to be born. It takes along time for the tiny baby to grow inside the mother, until one day it is finally big enough to come out into the world. Who can remember when a baby brother or sister was born into your family? (Show baby photos if possible.)

Both Hannah and Sarah had to wait a long time to have a baby. They both prayed for a long time that God would give them a baby, and after a long time He did!

What are some of the things that you pray for? What do Mum and Dad pray for?

Even if we can't see the answers to those prayers straight away, it doesn't mean God won't answer. Sometimes we have to wait.

Activity 1

Draw a picture of something you or others have to wait for. Write a sentence about your picture.

Activity 2

Grow some seeds. Make a diary and record how long you have to wait for them to sprout. Then record how long it takes for the seeds to grow into full grown plants.

God is Patient 1.2

Subtheme

Patience is learning to wait.

Bible References

Luke 2:1-21 Shepherds received news of Christ's birth.

Matthew 1:18-24 The angel appeared to Joseph.

Matthew 2:1-12 The Magi had been looking for the sign.

Many people had been waiting for Jesus to come.

Focus

The joy of celebration that took place in heaven and on earth when Jesus was born

Songs

Waiting Patiently (*All Creation Sings*)

Ask, Seek, Knock (*Couldn't Be Finer*)

Story

Tell or read the story of Christ's birth, (not a story that has to be reserved purely for Christmas), *The Beginners Bible – Timeless Children's Stories* (Zondervan).

Discussion

Mothers have to wait a long time for babies to be born. Nine months seems like a long time when you are waiting for something special! There are two ladies from the Bible who had babies after a long time of praying and waiting. God finally answered their prayer. Do you remember their names?

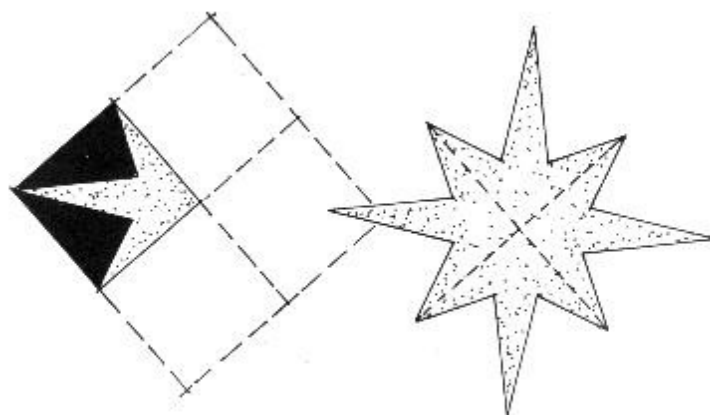
The Bible tells us of someone else who had a special baby. Her name was Mary. God told her that this baby would be more special than any baby that had ever been born. The whole world had been waiting for the birth of this baby. This baby, when He grew up, would be the only one who could forgive people for their sins. His name is Jesus of course, and when He was born, all the angels in heaven started singing because they were so happy.

Many people were happy too. The three wise men had been waiting a long time for Jesus to be born, and when they saw His star in the sky, they knew that this was the sign God had given them. It meant that the new king Jesus had been born. They followed the star with special gifts, until they found the baby.

Many people though, still don't realise how important this baby was. Jesus can be a special friend of everyone... That is, everyone who wants to have Him as their friend. He can forgive us for all the wrong things we do. That's really worth celebrating!

Art / Craft

- Make the star the wise men followed.
- Make a celebration banner spelling the name "Jesus" in colourful, decorative letters.




God is a Servant

Level 1 (age 5)

Subtheme

Jesus the obedient servant

Let love cause you to serve one another. Galatians 5:13 (GNB)



Integrated topics for Christian Education

Serving: helping in the home; serving a meal; food services and restaurants; shop assistants; traditional role of a servant.

Other

- people who serve in the community eg. medical profession, ambulance service
- look at the way in which technology serves e.g. to spread the gospel
- communications
- serving with time and talents
- occupations
- pioneers and explorers who sacrificed and endured
- missionaries

Character Development (See *Jesus First*)

- helpfulness
- humility
- sacrifice

Christian Life

- serving God and others with humility
- giving up time and energy to help others

God is a Servant 1.1

Subtheme

Jesus, the obedient servant

Bible Reference

1 Samuel 3

The boy Samuel obeyed Eli, and also obeyed God. Because of his obedience the Lord could trust him to tell others the word of God.

Focus

Obeying the things that God tells us.

Songs

A Servant for Jesus (*All Creation Sings*)

Lord I Want to Shine (*Couldn't Be Finer*)

Story

Tell the story of the boy Samuel,

Or read from the children's story Bible - *The Beginners Bible – Timeless Children's Stories* (Zondervan)

Introductory listening game:

Whisper a message around the circle. Does the last person hear exactly the same message whispered by the first person?

Discussion

In that game we had to listen carefully to what then person said in order to hear the message. There is a story in the Bible about a boy who heard God's voice. He didn't have to listen as carefully as you did then, because the voice wasn't in a whisper. In fact he heard the voice quite loudly in the middle of the night. The boy's name was Samuel. Do you remember the story of Hannah, the lady who prayed for a baby? Samuel was Hannah's son. Because he was so special, (the baby she had wanted for such a long time), Hannah let Samuel help in the temple as a boy. Samuel was very obedient. He obeyed everything that the old man Eli said to do, and he also obeyed God.

- What are some of the things that God wants us to obey? Which people does He want us to obey?
- Samuel was a servant because he was a good helper. How can you be a good helper?

Activity

Be a servant. Act out or draw some ways in which you can be a servant for Jesus. How can you serve others?

e.g. serving a meal, washing dishes, picking up toys.

God is a Servant 1.2

Subtheme

Jesus, the obedient servant

Bible Reference

Luke 2:41-52

A visit to the temple - Jesus obeyed His Heavenly Father.

Focus

The Obedience of Jesus

Songs

A Servant for Jesus (*All Creation Sings*)

Lord I Want to Shine (*Couldn't Be Finer*)

Story

Tell the story of Jesus as a boy, visiting Jerusalem, from Luke 2:41-52

Or read from the children's story Bible - *The Beginners Bible – Timeless Children's Stories* (Zondervan)

Discussion

- How do we obey God?
- We obey God by doing what He tells us in the Bible.
- What did Bibles look like in the days of Jesus? (Make a scroll.)
- What did the church building look like then? (The temple)
- Jesus knew that to obey His Heavenly Father, He needed to learn about the Bible. What are some of the things that the Bible tells us?
- What is serving?
- How do you think Jesus would have served His parents when He was a boy?
- How did Jesus serve His Heavenly Father?
- How can we serve God?

Activity

- Dramatize the story.
- Draw a picture from the story.

God is a Servant 1.3

Subtheme

Jesus, the obedient servant

Bible Reference

Luke 4:1-13 Jesus, when tempted by Satan, obeyed God.

Focus

Choosing right in the face of temptation

Songs

Lord I Want to Shine (*Couldn't Be Finer*)

A Servant for Jesus (*All Creation Sings*)

Story: Jesus is tempted by Satan

As a boy, Jesus was always a good helper to His parents, Mary and Joseph, but He also knew that He must learn what God wanted Him to do. That's why He went to the temple to learn from the Bible. When Jesus grew up to be a man He still obeyed God. One day He went for a long walk in the desert. He stayed there many days. (*Use pictures of rocky terrain or desert.*) He did not take food with Him and had no one to talk to. He just wanted to be alone with God.

The bad angel, Satan, was there in the desert too. You cannot see this bad angel, but you can see the things that he does. He makes people do evil things. Satan thought that this would be a good time to make Jesus do something wrong. Satan talked to Jesus.

"Why don't you listen to me?" he said. "You could do some fantastic tricks like jumping off those rocks. Everyone would think how great you are if you jump off those rocks and don't hurt yourself."

Jesus knew that this was not what God wanted Him to do. Jesus didn't need to jump off rocks to make people think he was important. Jesus must do only the things that *God* told Him to do. God was His Heavenly Father and He must obey Him only.

"Get away from me Satan," said Jesus. He said "*no*" to Satan, and after a while Satan left Him.

Sometimes Satan speaks to us as well. He doesn't speak in a loud voice. He only speaks through our thoughts. Perhaps he might make us think about being unkind to someone, or telling a lie. When we have those bad thoughts, we must say 'no' to Satan, just as Jesus did.

A light is something that everyone can see. You can be a light for Jesus.



God is Life

Level 1 (age 5)

Subtheme

God is the giver of life.

*No one can see the kingdom of God unless he is born again.
John 3:3*



Integrated Topics for Christian Education

The cycle of human life from birth to old age

Animal life

Other

- ecosystems
- plant life
- requirements for life: air, water
- desert survival
- joy in life: celebrations and cultural festivals

Character Development (See *Jesus First*)

- joy
- enthusiasm

Christian Life

- receiving God's gift of eternal life
- accepting Jesus as Lord and Saviour
- knowing the joy that Jesus gives

God is Life 1.1

Subtheme

God is the giver of life

Bible References

Genesis 1 The creation story

Genesis 2:7 God gave life to man.

Acts 17:28 In Him we live and move and exist.

Psalm 139 We are wonderfully made.

Focus

God is responsible for all life, including our own. We are totally dependent upon God.

Songs

God Loves You (*All Creation Sings*)

All Creation Sings (*All Creation Sings*)

Couldn't be Finer (*Couldn't Be Finer*)

Activity

Ask children in advance to bring baby photos of themselves. Set the photos out and ask children to match the photos with names.

Story

Tell the story of the creation, outlining the events over the 7 days

Or read from the children's story Bible - *The Beginners Bible – Timeless Children's Stories* (Zondervan)

Discussion

Why did God make people?

God made us to be His friends. Each one of us is special to Him. Each one is different.

Art / Craft

- Ask each child to draw him/herself. Think about hair colour / eye colour, clothing etc.
- Use a long piece of butcher's paper to make life-sized outlines of children. Children lie on the paper while teacher draws around them. Children then add details - hair, clothes, eyes etc.
- Write on each drawing: "Thank you God for making(Child writes own name)"
- Ask children to draw a page of things that are special to them e.g. toys, pets, favourite foods.

God is Life 1.2

Subtheme

God is the giver of life

Bible References

Genesis 1 The Creation story.

Psalm 150 Praise the Lord, *all* living creatures.

Psalm 148 9-13 Let all creation praise the Lord.

Focus

God is responsible for all animal life. All living creatures are totally dependent on God.

Songs

Just think of the Fishes (*All Creation Sings*)

All Creation Sings (*All Creation Sings*)

Couldn't be Finer (*Couldn't Be Finer*)

Revision

Revise 7 days of creation.

Discussion

Think about incidents in the Bible where God used animals

- The donkey who carried Mary.
- The donkey who carried Jesus on His entry into Jerusalem.
- The camels who carried the three wise men.

Why did God create animals?

They help us and give us pleasure.

Think of some of the very special things that animals can do.....frogs hop, kangaroos jump, cows give milk, sheep give wool, dogs do tricks, kittens chase string. Look at pictures of animals.

Activities

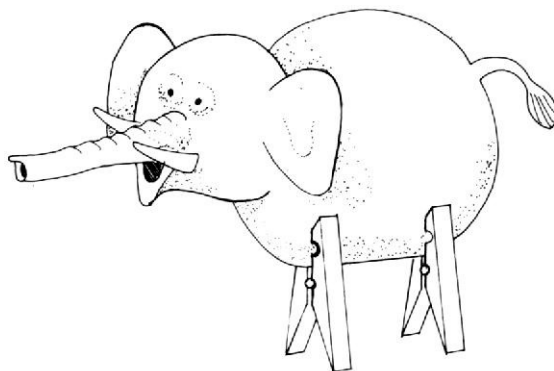
Observation of animals: Place mini-beasts in observation containers. e.g. tadpoles or earthworms. Go on a nature walk.

Art / Craft

Make an animal from cardboard or paper.

or

Make animals from modelling dough.



God is Provider

Level 1 (age 5)

Subtheme

God is a generous provider.

*I have provided all kinds of grains and all kinds of fruits for you to eat.
Genesis 1:29*



Integrated Topics for Christian Education

Food: buying food; preparing food; kitchen chemistry; heat.

Other

- plants
- forestry
- fibres and fabrics
- animal husbandry
- fishing industry
- third world food shortage
- technology
- rainforests; ecosystems

Character Development (See Jesus First)

- trust
- faith
- thankfulness
- generosity

Christian Life

- trusting God as Father
- thanking God for His provision

God is Provider 1.1

Subtheme

God is a generous provider.

Bible Reference

John 6:1-14 The loaves and fishes

Focus

The goodness of God; thankfulness for all He has given us.

Songs

One Little Lunch (*Sing a Joyful Song*)

Thank You Lord For this Fine Day (*Couldn't Be Finer*)

Thank You For All the Good Things (*Couldn't Be Finer*)

Story

Tell the story of the loaves and fishes from John 6:1-14,

Or read from the children's story Bible - *The Beginners Bible – Timeless Children's Stories* (Zondervan)

In this story Jesus provided bread and fish for many people. There was so much food that there were baskets full left over. God provided *more* than enough.

Discussion

Discuss favourite foods. Use pictures. Cook-books are a good source. Discuss different tastes: sweet, salty, sour, spicy.

Before we eat our food, we usually say thankyou to God for giving it to us. How does God provide food? Think of plant foods that grow in the soil or on trees. Think of animal foods?

Look at pictures of loaves of bread. Where does bread come from? How is bread made? Why is it good for our bodies? How many times do you eat bread each day? Jesus gives us good food to make us grow strong and healthy.

Definition

Discuss the meaning of the word *provide*.

Prayer

Thank God for everything He has provided.

Activities

- Make loaves and fishes from white play dough, or make cut-out loaves and fish and draw a basket to put them in.
- Bring a basket of bread and share it out.

God is Provider 1.2

Subtheme

God is a generous provider.

Bible Reference

John 2:1-11 The wedding at Cana.

Focus

God provides special things.

Songs

God is a Provider (*All Creation Sings*)

Thankyou Lord for this Fine Day (*Couldn't Be Finer*)

Discussion

Think about special things - pets, toys, presents, special times with friends and family.

Look at photographs of children / families doing special things.

Parties are special times. What special things do you do at birthday parties? Weddings are special times too. Has your family ever been to a wedding? There is a story in the Bible about the time when Jesus' family went to a big wedding party.

Story

Tell the story of the wedding at Cana from John 2:1-11,

Or read from the children's story Bible - *The Beginners Bible – Timeless Children's Stories* (Zondervan)

When the drinks ran out Jesus provided the very best. Jesus provided something very special for His friends and family. No one else could change water into a special tasting drink, but Jesus could do it because He is the Son of God.

Activity

Draw the special things that God has provided for you.

Prayer

Thank God for these special things.

God is Peace

Level 1 (age 5)

Subtheme

God wants us to have peace with others

*We have peace with God through our Lord Jesus Christ.
Romans 5:1*



Integrated Topics for Christian Education

Security through homes and families; my home

Other

- Peace and harmony in play; sharing toys, games, stories, experiences.
- Mathematical problems involving sharing.
- shelter from the environment
- dealing with fears
- trust, (inner peace)
- dealing with fears, (obstacles to peace)
- barriers to peace, (racial, national, cultural prejudices)
- national and international peace
- biographies of peacemakers and those who have struggled for peace
- peaceful environment: nature walks
- art and music: compare examples - which examples create a feeling of peace?

Character Development

- contentment
- being a peace-maker

Christian Life

- experiencing inner peace
- feeling safe and secure in God's care

God is Peace 1.1

Subtheme

God keeps us safe.

Bible References

Luke 2:41-52 Jesus lived in a family. He helped Joseph in the carpenter's shop.
Isaiah 26:3 God will keep us in perfect peace.

Focus

God watches over my family.

Songs

God is my Peace (*All Creation Sings*)
I Don't Have to Worry (*Sing a Joyful Song*)
Do Not Worry (*Couldn't Be Finer*)

Activity

Ask the children to draw their family table. They are to draw each member of the family sitting around the table.

Use the drawings to stimulate discussion. Ask each child to explain their drawing, and to tell the others something about each family member.

Discussion

God made us to live in families so that we would be safe. Our Mums and Dads are always protecting us from danger. Can you think of some of the dangers they protect us from?

When we are in a big crowd of people we like to stay close to Mum or Dad so that we don't get lost. We feel safe when we are with them.

Sometimes we wake up in the night and feel afraid. We want to be with Mum or Dad in order to feel safe.

We can also feel safe knowing that Jesus is with us. He's always there looking after us.

Sometimes families go through difficult times. God wants us to trust Him to look after our families. When we trust God we have peace inside. God doesn't want us to worry, but to trust Him.

Story: Jesus lived in a family

Jesus, when He lived in the town of Nazareth, had a Mum and Dad and brothers and sisters. He lived in a family too. We know that His Mum and Dad were called Mary and Joseph. We know that one of His brothers was called James.

Jesus loved His family and would often help Joseph in the carpenter's shop. What do you think Joseph used to make? How do you think Jesus would help him? How do you think Jesus helped His Mum?

Jesus lived in a house with a flat roof. It had steps going up to the roof. In the cool of the evening, Jesus may have sat with his family on the roof. Perhaps Joseph would tell a story or read from the Scripture. The house was very small. It had no bedrooms

with beds. Instead, the family slept on mats, which were rolled up and placed out of the way during the day. This area then became the living room.

There were no taps in the houses of Nazareth. Instead, everyone would get their water from the village well. Jesus would go with Mary to the well each day, carrying their water pots. They would fill their water pots and carry them back home again. There were no supermarkets in Nazareth either. Mary would take Jesus to the local out-door market where they would buy the things they needed. Back home, Jesus would help Mary bake bread in a special oven over an open fire.

On the Sabbath day Jesus went with his family to the church. It was called a synagogue. Jesus listened hard for He wanted to learn as much as He could about His Heavenly Father. There were no books in the synagogue. The Scripture was read from a scroll.

Jesus loved His family very much. He felt safe and secure in their care. Joseph and Mary were not rich. They could not buy lots of toys or fine clothes, but Jesus didn't mind. He knew that they loved Him very much, and that was most important. Jesus thanked God for His family.

Definition


Peace is when we feel safe and secure, and calm on the inside. Peace is when we do not worry about anything, but trust God in everything.

Activities

1. Kangaroo cut-out

Use the activity sheet to make a kangaroo with joey in the pouch. The kangaroo feels safe and secure because its mother is looking after it.

2. Draw a picture of your Mum and Dad.



God is Peace 1.2

Subtheme

God keeps us safe

Bible References

Acts 12:6-19 Peter is set free from prison.

Psalm 91 Angels protect us.

Focus

Angels protect us.

Songs

God is my Peace (*All Creation Sings*)

I Don't Have to Worry (*Sing a Joyful Song*)

Do Not Worry (*Couldn't Be Finer*)

Discussion

Who sometimes feels afraid? What are some of the things people are afraid of?
Who is sometimes afraid of the dark?

We don't need to feel afraid, because we know that God is always watching over us. He also sends special angels to look after us to protect us from danger.

When we know that God is looking after us, and we are not afraid, we have peace inside.

There is a story in the Bible of a man who God protected. God used a special messenger angel to help the man out of trouble. The man's name was Peter.

Story: Peter is set free from prison

Do you remember the wicked king Herod? What wicked thing did he want to do when Jesus was born?

Well, wicked king Herod hated people who were Jesus' friends. Peter was a friend of Jesus. He had been put into prison because he was a friend of Jesus, and worse than that, king Herod planned to kill him.

However, God took care of Peter. In the prison Peter was sleeping between two soldiers. The soldiers were watching that Peter didn't escape. Peter's hands were tied together with chains.

Then suddenly an angel stood next to Peter. The room was filled with light. The angel touched Peter and said, "Get up quickly."

The chains fell from Peter's hands. "Get dressed," said the angel. "Put on your coat and shoes and follow me."

Peter did as the angel told him. Peter followed the angel past the sleeping soldiers. They kept on walking past more soldiers until they reached the great iron gate. The gate swung open by itself, and Peter and the angel walked out onto the street. Then the angel disappeared.

When Peter realised he was free he thanked Jesus, who sent the angel to save him from the wicked king.

Peter had some friends who had been praying for him to be set free from prison. Peter went to their house. The girl who answered the door was so excited that she ran back upstairs to tell her friends. "Peter's at the door!" she said. They could hardly believe it. Peter kept knocking until finally they let him in. They were so happy when Peter told them how the angel had saved him.

That same night, Peter ran away to another place where the wicked king could not find him. Not long after that king Herod died.

Discussion

- Why was Peter put into prison?
- Who was looking after Peter?
- How did Jesus help Peter?
- Who can help us when we are in trouble?

Activities

Story sequencing

Ask the children to tell you the events in the story.

1. The wicked king Herod sends Peter to prison.
2. Peter is asleep in prison.
3. An angel wakes Peter while the soldiers keep sleeping.
4. The angel leads Peter out of prison.

Ask children to draw a picture of one of the events. Combine drawings and place them in sequence to make a wall story or booklet.