

Living and non-living: Teacher's topic guide

God is Creator Year 1

Spiritual Awareness: Jesus is the sustainer of life

God has created both living and non-living things. Living things have certain requirements to stay alive. Plants need air, water, sunlight and soil. Humans and animals need air, water, food and shelter. In order to have eternal life there is also a requirement. For humans, having Jesus in our life is just as important as having air, food and water. To maintain our relationship with Jesus we need to stay connected to Him, and to know His word.

Our response to 'God is Creator'

- **Thankfulness** to God for His supernatural ability to create and provide the things we need to live.
- **Trust** in a mighty, supernatural God. Recognize that He is in control of all He has made.
- **Stewardship**: showing care for the universe He has created.

Outcomes: Students will

- Classify things in the creation as living or non-living.
- Understand the difference between man-made and natural materials
- Recognize the requirements for life: air, water, food, a place to live.
- Understand the difference between Herbivores, Carnivores or Omnivores
- Understand that a habitat is the place where an animal lives

Bible stories and passages

Genesis 1-2 The Creation

Matthew 4:1-4 Man shall not live by bread alone.

John 6:32-35 Jesus the bread of life

John 6:47-51 Jesus, the living bread that came down from heaven

John 4:7-30 Jesus, the living water

1 Peter 2:2 God's word as our spiritual food

John 1:2 & 14 Jesus is the Word

John 3:1-13 Nicodemus

Bible verses

John 15:5 Jesus said, "I am the vine and you are the branches. Whoever remains in me and I in him, will bear much fruit; for you can do nothing without me."

John 6:48 Jesus said, "I am the bread of life."

John 6:51 Jesus said, "I am the living bread that came down from heaven. If anyone eats this bread he will live forever."

John 3:3 Jesus said, "No one can see the kingdom of God unless he is born again."

Key Questions

What is the difference between living and non-living things?

Who gives life?

How do we stay alive?

What is eternal life?

What do we need for eternal life?

How do we stay close to Jesus?

Activities

- List some of the things in God's creation, e.g. animals, plant, thunder and lightning.
- Classify these things according to living and non-living.
- List some man-made things. Are any of these living?
- Define a living thing as something that is able to...move by itself; grow; get food and use food; create new beings like themselves. (reproduce)
- Look at the way animals move. List different animals, including fish, insects, bacteria. Apply the above definition to these animals.
- Discuss whether a human being fits the definition. Explain why a human being is not an animal. Humans can love God, talk to God and give our lives to Him, but animals cannot do this.
- Apply the definition to plants. Explain how a plant gets food.
- Define non-living things...They do not breathe, do not use food and do not reproduce.
- List non-living things in the creation.
- Classify living things according to where you would find them...in the soil, in the air, in the sea.
- List non-living things that were once living, e.g. leather, paper, wool, cotton, sausages.
- List man-made things from non-living materials, e.g. glass, plastic.
- Play the game, 'animal, vegetable, mineral': Someone thinks of an object...any object. The other person has to guess what the object is, and may ask questions that require the answers, 'yes' or 'no'.
- Go on a walk in the outdoors environment to look for living and non-living things.
- Make a collection of living and non-living items.
- Make a notebook, draw or describe the items.
- Set up some experiments to test the requirements for plant life.
- Set up a home for some living animals, making sure to provide them with what they need.
- Make a study of animals that make suitable pets.

Assessment

- Can classify things in the creation as living or non-living.
- Can classify objects into man-made and natural materials
- Can list the requirements for staying alive.

By studying the living and nonliving things that God has created, what understanding have the children have gained about:

- about God
- about doing what God wants us to do
- about the Bible

Learning Connections

English: Stories and poems about animals

Make-your-own books: Living or not living; Living Things; Frogs; Mammals

Art: Make a collage from things that were once living, e.g. wool, leather, cotton, flowers, leaves. Then make another collage from non-living things.

Social studies: caring for animals/pets

Mathematics: Surveys on children in the class who own pets. Collate and graph results.

Beacon Media student research cards: Living-non-living

Thinking skills: Living or not living

Year 1 Values education

God is Creator

Care for Creation

Take care of the earth, and the people, plants and animals who live on it

Take care to turn lights off.

Take care to turn the tap off.

Take care to put litter in the bin.

Take care of plants.

Take care of animals.

Activity

Draw pictures of ways you can care for the earth and living things.

What does the Bible say about caring for the earth?

Genesis 2:15 God put man in charge of the Garden of Eden.

Psalms 24: 1 The earth is the Lord's.

Psalms 95:1-11 A Psalm about God the creator

Hebrews 1:10 You, Lord, laid the foundation of the earth in the beginning, and the heavens are the work of your hands.

Psalms 150:6 Let everything that has breath praise the Lord.

Year 1 Art

God is Creator

Topic: Living and non-living

Biblical connection: God created all things. Only He can give life.

Bible art as a wall display: Genesis 1-2 The six days of Creation

1. Painting and drawing

Ask students to:

Collectively paint a scene on a large sheet of paper, as a background to the plants, animals and humans which will come and live in that space. The background needs to include: sky, water and land.

Draw and cut out living things to stick on the painted background.

Make an illustrated book about the six days of creation.

Make illustrated Big Books: *Living or not living; Living Things; Frogs; Mammals*. Use the resources provided.

2. Construction

Use cut and paste activities to represent living and non-living things.

3. Modelling

Make living and non-living things out of dough or clay

<p>Living or not living 1</p> <p>Draw 5 things that are not living.</p>	<p>Living or not living 2</p> <p>Draw 5 of your favourite living things.</p>
<p>Living or not living 3</p> <p>What is different about a lizard and a snake? Think of at least 3 things.</p> <p>What is the same about a lizard and a snake? Think of at least 5 things.</p>	<p>Living or not living 4</p> <p>Think of 5 living things starting with "t".</p> <p>Think of 5 living things starting with "d".</p>
<p>Living or not living 5</p> <p>Think of 5 things that are not living, starting with "r".</p> <p>Think of 5 things that are not living, starting with "b".</p>	<p>Living or not living 6</p> <p>Here are 3 things that are not living: sand, a wooden box, a mosquito net. You are going to use these things to make a home for a living thing. Draw the home with the living thing inside it.</p>

Living or not living?

God is Creator

A book to make

A tree is living. It must have air and water to stay alive and grow.

A flower is living. It grows on a plant. All plants are living.

Beans and carrots are living.
They are plants that we eat.

Apples, oranges and bananas are living. They grow on living trees.

All living things must have air
and water.

A fish is living. It must have air
and water and food.

A cat is living. It must have air
and water and food.

All animals must have air,
water and food to stay alive
and grow.

God made me special. I am living. I am more special than the animals.

I need air, water and food to stay alive.

A car is not living. It does not eat food. It cannot grow.

A book is not living. It does not eat food. It cannot grow.

A rock is not living. It does not eat food. It cannot grow.

God gives life to every living thing.

Thank You God for giving me life.

Look what God made.

Words to learn:

living

air

water

alive

grow

flower

plant

beans

carrot

apples

oranges

bananas

special

animals

Living Things

God is Creator

A book to make

All living things grow.
To grow they must have
food.

An animal eats food with its mouth.

A horse eats grass.

A cow eats grass.

A goat eats grass.

A cat eats meat.
A dog eats meat.
A tiger eats meat.

Most plants get food through their roots and leaves.

Trees have roots.
Grass has roots.
Sea weed has roots.

All living things must have air.
Many animals breathe with
lungs.

People breathe with lungs
too.

Lungs look like this inside your
chest.

Plants breathe through tiny holes in their leaves.

All living things have babies.
A cow has babies.
A bird's babies come out of
eggs.

Baby plants grow from seeds.
Baby trees grow from seeds.

Vegetables and flowers grow
from seeds.

Words to learn:

living

things

grow

mouth

horse

cow

goat

tiger

grass

roots

leaves

breathe

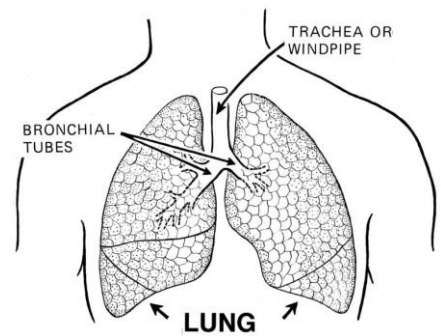




lungs

people

babies

vegetables

Picture collection



Frogs

God is Creator

A book to make

A frog lives some of the time
on the land and some of the

time on the water. It is an amphibian.

Frogs lay eggs.
The eggs hatch into tadpoles.

Tadpoles live in water.

Tadpoles breathe with gills
like fish do.

Tadpoles grow into frogs.
Frogs breathe with lungs.
They also breathe through
their skins.

A frog swims with its legs and feet. The frog's feet are made for swimming. They are called webbed feet.

Frogs eat worms and insects.
Frogs have long sticky
tongues. A frog's tongue
moves very quickly.

Most frogs are green, brown or grey. This helps them hide in the grass and weeds.

On a cold day, a frog's blood is cold. A frog is a cold-blooded animal like reptiles.

Words to learn

amphibian

tadpoles

breathe

gills

water

lungs

webbed

worms

insects

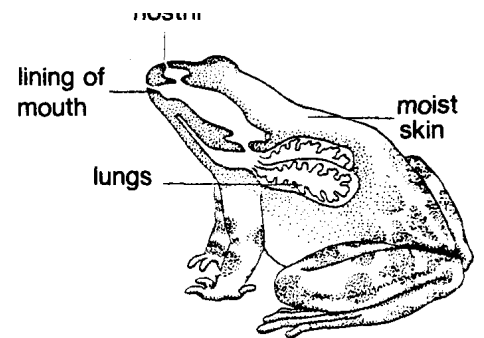
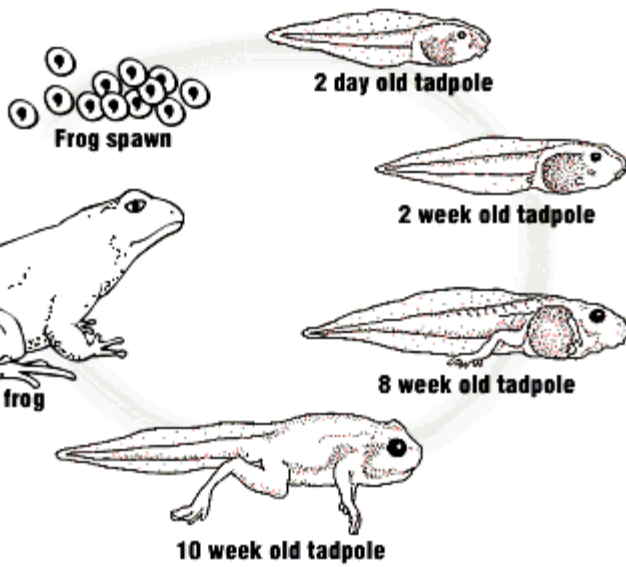

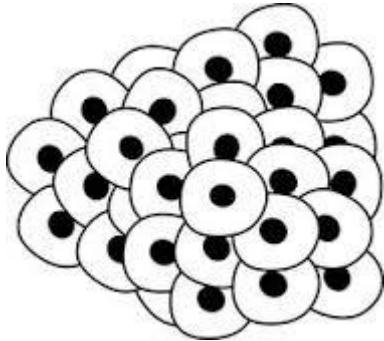
sticky

tongue

blood

reptiles

Picture collection



Breathing organs of the frog



Mammals

God is Creator

A book to make

Cows, horses, pigs, sheep, cats
and dogs are all mammals.

An elephant and a mouse are also mammals.

A mammal is an animal that feeds its babies on milk.

Most mammals have hair,
wool or fur.

A mammal's blood is always warm. Tigers, lions, whales, and all other mammals have warm blood.

Most mammals have babies that are born. Their babies do not hatch from eggs.

Only two kinds of animals have babies that hatch from eggs. These animals live in Australia. They are the platypus and the echidna.

Words to learn

mammal	fur
cows	blood
horses	tigers
sheep	lions
elephant	whales
mouse	born
animal	hatch
babies	Australia
hair	platypus
wool	echidna

Picture collection

