

Christmas: Teacher's topic guide

God is Lord and King

Spiritual Awareness

At Christmas we celebrate Jesus who God sent into the world to save us. Through His birth and death, we have eternal life and peace with God. He is our redeemer.

Our response to 'God is Lord and King'

Because God is Lord and King I will...

Ask Jesus to forgive me for my sin

Invite Him to live in my life

Make Jesus Lord of my life

Live with Him forever

Thank Him for what He did on the cross

Thank Him that I am His child

Tell others that they can have eternal life

Bible references:

Bible stories and passages

Matthew 1:18-25; Luke 2:1-40 – The Birth of Jesus

Matthew 2:1-12 – The Visit of the Magi

Luke 2: 8-20 – The shepherds and the angels

Matthew 1 – Descendants of David through Jesus Christ

Numbers 24:17 – Star of Jacob, Star of David

Memory verses

Luke 2:11 – For unto you is born this day, in the city of David, the Saviour, who is Christ the Lord.


Matthew 1:21 – “Mary will give birth to a son, and you are to give Him the name Jesus, because He will save His people from their sins.”

Isaiah 9:6 – A child is born to us! A Son is given to us! And He will be our ruler. He will be called “Wonderful”, “Counselor”, “Mighty God”, “Eternal Father”, “Prince of Peace”.

Isaiah 26:3 You, Lord, give perfect peace to those who keep their purpose firm and put their trust in you.

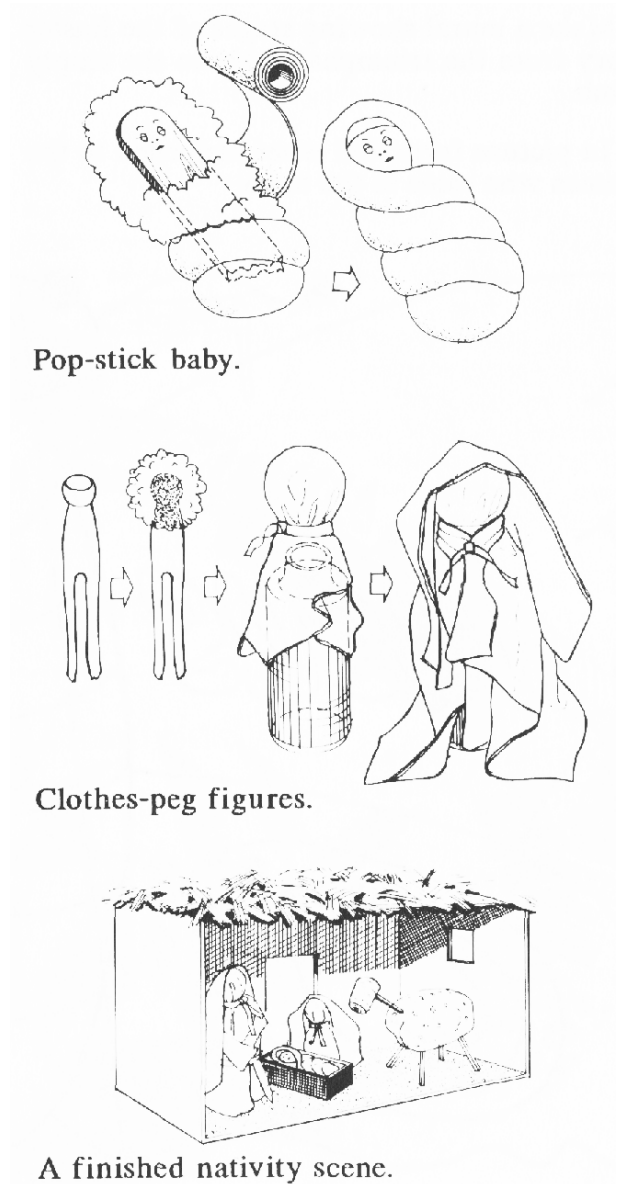
Christmas Art Year 1

Christmas angels from paper doilies



Nativity scene

Make a nativity scene using plastic bottles dressed up as people. The bottles are dressed with fabric. Clothes pegs are another alternative. Animals for the stable are made from vegetables and toothpicks.





Pop-stick baby.

Clothes-peg figures.

A finished nativity scene.

Pop-stick nativity scenes



<p style="text-align: center;">Christmas 1</p> <p>Draw a Christmas tree.</p> <p>Now redesign it by using the following steps:</p> <p>B – make one part bigger</p> <p>A – add something extra</p> <p>R – replace one part with something else</p>	<p style="text-align: center;">Christmas 2</p> <p>Brainstorm 5 ways of helping your family get ready for the Christmas day celebration.</p>
<p style="text-align: center;">Christmas 3</p> <p>Use this picture to tell the Christmas story.</p> <div style="text-align: center;"></div>	<p style="text-align: center;">Christmas 4</p> <p>The answer is</p> <p style="text-align: center;">“the Christmas star”.</p> <p>Make up 5 questions.</p>
<p style="text-align: center;">Christmas 5</p> <p>Make some new and interesting Christmas decorations for your tree.</p>	<p style="text-align: center;">Christmas 6</p> <p>Give 10 different uses for Christmas cards.</p>