

Community Helpers: Teacher's topic guide

Fire brigade, police, ambulance services, shop assistants

God is a Humble Servant Year 2

Spiritual Awareness: Going the extra mile

Firemen, ambulance workers and other emergency services are all outstanding examples of people who are willing to serve when the task is difficult. The Bible refers to 'going the extra mile'. That is, being willing to help someone in the face of danger or difficulty.

Jesus is the greatest example of one who served in the face of difficulty. He was abused, rejected and misunderstood, but continued the work that God had called Him to do, even though it meant sacrificing His life for us. The greatest act of service that anyone can do is giving up one's life for a friend.

Our response to 'God is a Humble Servant'

Because God is a humble servant I will...

- follow the example of Jesus, the greatest servant
- be willing to help others
- consider the needs of others
- put others before myself
- let others go first
- not boast
- not think of myself as being more important than everyone else
- admit when I am wrong
- allow others to help me

Biblical stories and passages

Matthew 5:41-42 The extra mile

Matthew 21:1-11 The disciples served Jesus by bringing the donkey to Jesus. (See "The donkey who helped Jesus", *Beacon Media "Stories of Faith"*)

John 15:13 Jesus laid down His life for His friends.

Luke 18:10-28 Jesus healed a crippled woman.

Matthew 8:14-17 Jesus healed Peter's mother, even when he felt too tired to do any more work.

Luke 10:30-37 The Good Samaritan served the wounded man, even when he may have been looked down on for helping someone from an opposing country.

Bible Verses:

Ephesians 6:7 Do your work cheerfully, as though you are serving the Lord.

Galatians 6:2 Help to carry one another's' burdens.

Phil 2:14 Do things without grumbling or complaining.

Galatians 5:13 Let love make you serve one another.

Key Questions

What is a servant? (A servant is someone who helps by doing work.)

How do firemen and ambulance workers risk their lives to serve others?

Why do people risk their lives to serve others?

What does it mean to 'go the extra mile'? (A mile is about the distance between here and.....e.g. the shop.)

How can I 'go the extra mile' in helping someone?

Outcomes

Students will

Knowledge

- identify some of the jobs in the community which are serving jobs and what the work consists of
- describe the role of fire brigade, police, ambulance services, shop assistants, post office workers.
- know how to contact these services in an emergency
- appreciate the role of police and safety services in our community
- explain the purpose of safety services

Skills

- use role play to explore community servants
- list servants and the role they play in the community
- draw
- write letters
- interpret pictures to identify information
- make inferences about suitable courses of action in an emergency

Values

- understand that to be a follower of Christ we need to serve others as Jesus did
- serve others by: showing they care; being a friend; keeping a clean environment; doing what teachers and parents ask
- recognize that there are those who are need help, and be willing to help them:
 1. babies and younger children
 2. the aged
 3. people who are homeless or poor
 4. people who are ill
- show courtesy towards those who serve our community
- have trust and confidence in these people
- show respect for those who serve and protect us

Discussion

Servants are people who like to help others. They are not forced to help. They help because they choose to. Many years ago, there were cruel masters who forced people to work for them. The people who worked for the masters were called slaves. The slaves had to work hard for no pay. The slaves didn't like working for the masters.

Servants are different from slaves. Servants choose to work for others but slaves do not. Servants enjoy working but slaves do not. God wants us all to be HIS servants. He wants us to work for Him because we CHOOSE to. People who love Jesus are happy to work for Him. Many people have given their whole life to serving Jesus because they love Him so much.

Jesus was a servant too. Imagine someone as important as Jesus being a servant. He just loved to help people. What are some of the ways in which Jesus helped people?

Activities

- Discuss situations in which we would see servants today. Examples: restaurants, hospitals and shops. There are also servants to people in government, and servants to kings and queens.
- **Game:** Ask the children to get together in threes. One child can be a servant to the other two. Choose a few groups to perform their role play for the class. The class must guess what kind of servant they are acting out, and what the servant is doing to help someone.
- Discuss pictures of firemen, policemen and ambulance officers performing duties.
- Make a list of duties community servants perform, e.g. protection on the roads, protection from those who could do us harm, investigation of crime.
- Draw equipment and workers in their uniform.
- Make a word list of equipment used by the fireman.
- Sequence a list of events - What does a fireman do in the case of a fire?
- Discuss the role of police in serving the community.
- Make a poster displaying emergency numbers.
- Invite a community servant to speak.
- Discuss types of fires: bushfires and house fires.
- Suggest ways in which fires may start.
- Design a fire prevention poster.
- Write a story about a fire and a possible rescue scenario.
- Describe or role play a situation where a policeman could help us e.g. lost; accident involvement.
- Visit a police station or invite a policeman to speak.
- Formulate and record rules for personal protection e.g. rules for pedestrians, cyclists and car travelers.
- Discuss the role of the school crossing assistant.
- Discuss 'safety houses', and what to do if you feel unsafe.
- Make a poster displaying emergency phone numbers.
- Discuss the use of burglar alarms, watch dogs and police dogs.
- Discuss the role of life savers and the need to cooperate with safety rules when swimming.

Story: The donkey that helped Jesus

Jesus was always helping others, but this time He needed some help. He asked his two friends to go and get the donkey. Now getting a donkey may seem like an easy job, but this donkey had never been ridden before. A donkey that has never been ridden usually bucks and kicks the first time someone sits on its back because its not used to the heavy weight. Like a horse, a donkey has to be trained to take riders and heavy loads.

The two friends of Jesus knew that the donkey had never been ridden. They might have been wondering whether the donkey would kick them as they untied it. They may have thought, 'What does Jesus want with an untrained donkey,' but even though they didn't understand, they obeyed. They did exactly as Jesus said, without arguing or complaining, and to their surprise, the donkey came with them very willingly. It didn't even buck when they laid coats on its back.

The two disciples were being servants because they were helping Jesus. Though he didn't know it, the little donkey was going to be a servant for Jesus too, because he was going to carry King Jesus into Jerusalem. As soon as Jesus got on to the donkey's back, the donkey must have known that Jesus was someone special. The donkey didn't feel afraid with Jesus. He stood quite still as Jesus climbed on to his back. Then he walked along quietly into Jerusalem, carrying Jesus. The donkey wasn't even afraid when he came to the crowds of people who lined the roadway, cheering and shouting 'Hosanna'. How noisy it was. But the little donkey just kept going. Why do you think the little servant donkey was not afraid?

Assessment

1. Draw and write a sentence about the work of a community helper.
2. What have I learned from the study of community helpers...
 - about God?
 - about doing what God wants me to do?
 - about the Bible?

Learning Connections

English: Make a chart showing the days of the week and for each day, write some ways in which you will serve others.

Art: Drawing or painting a community worker in their uniform; making gifts for those who need our special help.

Beacon Media research cards: Firemen

Thinking Skills: Community servants

God is a Servant

Values education Year 2

Faithfulness

God wants us to be faithful servants. That means we do what He wants us to do, so that we can help others.

Being a faithful means that...

- Other people can depend on you to do your best
- You do the job you have been asked to do
- You keep your promise

Activities

1. Make a list of the things other people rely on you for. (That means that if you didn't do these things it would cause a problem for someone.)
2. List some people in the community that help you.
3. What would happen if these people decided not to do their job one day?
4. What would happen if these people did not do their job well?
5. Who relies on you to do a good job?
6. What problems would it cause if you didn't do these jobs?

What does the Bible say about faithfulness?

Luke 16: 10 Be faithful in little things.

Psalm 36:5 God's faithfulness reaches to the skies.

Galatians 5:22-23 Faithfulness is a fruit of the Spirit.

Hebrews 2:10 Jesus was faithful.

Practical Science Year 2

God is a Servant

Topic: Community Servants: Firemen

1. What does a fire need to stay alight?

Conduct an experiment to see what fire needs to burn. Light a candle and put a jar over it. What happens to the candle?

What does a fire need to keep going?

2. What will burn?

What will burn? Material	Prediction Yes/No	Burnt well	Burnt a little	Slow	Not at all
Card					
Cotton					
Wool					
Steel					
Foil					

What material should you never wear near a fire?

What material would be safer to wear near a fire?

Art Year 2

God is a Servant

Topic: Community helpers

Biblical connection: People in the community who help us set an example of serving.

Bible art as a wall display: The Good Samaritan. This can be illustrated by the children as a wall story, with simple captions such as “I will not help you” and “I will help you”.


1. Drawing or painting:

Community workers in their uniform



2. Making gifts:

for those who need our special help.

3. Finger puppets for the story, “The donkey that helped Jesus”. (See p. 3)



Thinking Skills Servant Year 2

<p>Community servants 1</p> <p>Work out 5 different things this picture could tell about a fireman.</p> 	<p>Community servants 2</p> <p>How does this picture tell us about community servants? Give 3 ideas.</p> 
<p>Community servants 3</p> <p>What if there were no firemen? Give 3 things that might happen.</p>	<p>Community servants 4</p> <p>The answer is 'community servant'.</p> <p>Give 5 questions</p>
<p>Community servants 5</p> <p>What if there were no policemen? Give 3 things that might happen.</p>	<p>Community servants 6</p> <p>There has been a car accident. Two people are hurt and trapped in the car. Think of three different community servants who need to come and help. What will they do?</p>

Yr 2 Servant

<p>Community servants 7</p> <p>Brainstorm 3 reasons why people choose dangerous jobs that help others.</p>	<p>Community servants 8</p> <p>Superman and Spiderman are make-believe servants.</p> <p>Give 3 ideas of what you could do if you were a "Superhero".</p>
<p>Community servants 9</p> <p>Find things that are the same about:</p> <p>a fire engine and a toothbrush.</p>	<p>Community servants 10</p> <p>What do the parts of this picture have to do with an ambulance?</p> 
<p>Community servants 11</p> <p>Make a list of 4 things a fireman could use to put out a fire.</p>	<p>Community servants 12</p> <p>Five police cars arrive at school with their sirens on.</p> <p>Give 3 possible reasons for this.</p>