

# Families: Teacher's topic guide

## God is Love Year 3

### **Spiritual awareness: God cares for families**

God is love. He loves every family and has provided families for love, care and protection. Living in families is God's plan. Every family is special. God provides for children and protects them, through the family structure. Children feel safe in the care of their parents. A family provides food, shelter and love.

People in families belong to one another. Parents love their children very much, and children love their parents. It is God's plan for family members to show love, respect, loyalty and support for one another.

### **Values; Our response to 'God is Love'**

- **Love** for God and others
- **Forgiveness**
- **Kindness** and **patience** with others
- **Compassion**: a desire to help others
- **Thankfulness** to God and parents for His provision
- **Generosity**: Sharing with others the things that God has provided
- Feeling of **safety** and **security** through being a part of a family

### **Outcomes:** Students will

- appreciate that God has created us to belong in families
- understand the love that God our Heavenly Father has for us
- understand that problems may arise in families, and not all parents are perfect, but God is the perfect Father
- describe family members: where they were born and raised and how they are related to each other
- understand that families around the world may have different cultural traditions
- understand that there can be different types of families: large, small, single parent, extended, adopted (as in the case of orphaned children)
- describe the caring and protective roles of parents
- describe the responsibilities of children
- recognize that peace and harmony in families is achieved by living the way God wants us to live
- communicate stories of families and the past through photographs, personal belongings, books, oral histories, digital media, and museums

### **Bible stories and passages**

Luke 15:11-32 A story about a father who forgave his son.

Luke 2:41-52 A visit to the temple. Jesus obeyed His heavenly Father.

John 10- The Good Shepherd; our heavenly Father loves and cares for us.

Matthew 2 Baby Jesus was protected by the flight to Egypt

Exodus 1-2 Protection of baby Moses

Psalm 68:5-6 God cares for the orphans and protects widows; He gives the lonely a home to live in.

### **Bible Verses**

2 Corinthians 6:8 I will be your Father and you shall be my sons and daughters.

1 John 3:1 See how much the Father has loved us! His love is so great that He has called us His children.

John 1:12 Those who receive Him are called children of God

1 Corinthians 13:4 Love is patient and kind.

Ephesians 6:1 Children obey your parents in the Lord.

Joshua 24:15 As for me and my family, we will serve the Lord.

### **Key Questions**

What is a family?

Why did God choose to place us in families?

How does living in a family help us to get the things we need?

What are some of the problems that family members may have in getting along together?

What should we do when we have family disagreements?

How can family members help each other in times of trouble?

How can you be helpful to your family?

How do parents expect their children to behave?

What does God expect?

Who made the rules for families?

What are some of the rules?

What stories do parents and grandparents tell about the past?

### **Activities**

- Describe the family life of Jesus as a boy.
- Make a photo collection of your family.
- Draw your family.
- List members of your immediate family. List other members (extended).
- Hold a Grandparents day. Invite parents or grandparents to speak about their personal experiences.
- Create a timeline of the history of your family, from grandparents through to the youngest family member.
- Draw / discuss the things that are special to your family - house, pets.
- Design a family coat of arms.
- Discuss the ways in which families celebrate special events together.
- Draw or write about a special family outing that you have enjoyed.
- Describe family members, their roles and occupations. Write about them.
- Describe the things that family members do together.
- Discuss the advantages / disadvantages of being the oldest or youngest family member.
- Discuss different types of families: large, small, single parent.
- Discuss the ways in which missionaries have provided homes for children who have been orphaned (Ps. 68:5).
- Measure and graph heights of family members.
- Make a diagram of your family table, looking from above. Use a symbol for each member.
- Look at family likeness.
- Discuss the way that God wants us to treat our family members: *loving; obey parents; be helpful; express thanks; play peacefully with brothers / sisters; forgive*
- Draw comparisons between the natural family and the family of God.
- Describe how your family shares in activities with other families.
- List ways in which you can help each member of your family.

- Discuss ways in which family members work together, and the value of working together.
- Discuss ways in which families can pass on skills and knowledge from generation to generation.
- Discuss the issue of adoption, and realise that some children are adopted into new families.
- Take a survey of family pets and discuss the importance of pets to the family.
- Compare family life in different cultures
- Compare family life today with family life 100 years ago. List the similarities and differences in the types of activities families do together.

### **Mathematics**

- Measure heights of family members and graph results.
- Compare measurements of hand spans, arm lengths and head circumferences.
- Devise problem solving activities involving how many years ago family events took place.
- Devise problem solving activities involving how many years in the future a family event takes place. Eg. If my sister gets married 11 years from now she will be ? years old.
- Work out exact differences in ages between family members
- Take surveys and make graphs, e.g. type of pets owned by families; occupations of parents; number of family members.

### **Assessment**

1. Make a book about your family. Take a page for each family member and draw/write about the things that are special to that family member. Those with small families can include Grandparents.
2. How has learning about families also taught me about God and the Bible?

### **Thinking Skills: "Families"**

**Beacon Media student research cards: My Family**

**Biography: Benjamin**

# Values education Year 3

## God is Love

### Loyalty

Loyalty is ...

- not choosing the opposite side
- sticking with someone through difficult times
- caring about people
- doing what you say you will do
- commitment
- helping the people closest to you, like your family and friends
- faithfulness

Loyalty is like tape or glue that is really strong. It doesn't come apart easily. When your friends or family go through difficult times, you can practice loyalty by encouraging them and finding ways to help. Difficult times could be when people are sick, when they have a lot of work to do, when they feel stressed, or when things go wrong.

Practice loyalty and you will be a better friend, a better family member, and a better student!

Your family members are like your team. You need to stick with them, help and care for them for the whole of your life.

#### Questions

1. When did you stick up for someone in your family?
2. How do parents show loyalty to their children?
3. How can children show loyalty to their parents?
4. How can you be loyal to your brothers or sisters?
5. Who and when has someone helped you or your family through a difficult time?

#### What does the Bible say about loyalty?

Proverbs 21:21 He who pursues righteousness and loyalty Finds life, righteousness and honor.

Romans 8:35-39 Nothing can separate us from the Father's love?

Matthew 26:33-35 But Peter told him, "Even if everyone else turns against you, I certainly won't!" Jesus told him, "I tell you with certainty, before a rooster crows this very night, you will deny me three times." Peter told him, "Even if I have to die with you, I will never deny you!" And all the disciples said the same thing.

Proverbs 18:24 There are "friends" who destroy each other, but a real friend sticks closer than a brother.

Proverbs 17:17 A friend loves at all times.

# Art Year 3

## God is Love

### Topic: Families

**Biblical connection:** Jesus lived in a family. God made us to live in families.

**Bible art as a wall display:**

Children's drawings of their family.

2 Corinthians 6:8 I will be your Father and you shall be my sons and daughters.)

(See footnote)

#### 1. Drawing

Activities:

- Draw your family, including yourself. Write the names of family members
- Frame the drawing to look like a family portrait.
- Draw things you like to do together with family members.
- Draw your family members doing activities: walking to the shops; sweeping the floor; digging in the garden etc.

#### 2. Painting

- Paint two pictures of your home: one looking at the outside; one showing a room on the inside.

#### 3. Construction

- Make something as a gift for Mum or Dad.

#### 4. Modelling


- Make a cup or a bowl that you could use in your house.

### Making the "God is" sign

Children play a part in making a colourful wall sign, "God is Love". The teacher provides large open letters for children to decorate with colours and patterns. One letter can take up one A4 sheet of paper. The finished letters are put together collectively to make the sign. Art work related to the theme as well as an appropriate Scripture verse is displayed under the sign. This is the procedure for each subsequent theme studied.



Thinking Skills Love Yr 2

<p><b>Families 1</b></p> <p>Draw your home.</p> <p>Now change it by:</p> <p><b>B</b> – Make one part <b>bigger</b></p> <p><b>A</b> - <b>Add</b> something extra</p> <p><b>R</b> – <b>Replace</b> one part with something else.</p>	<p><b>Families 2</b></p> <p>Name 10 things that you would NEVER find at home.</p>
<p><b>Families 3</b></p> <p>Brainstorm 5 ways of helping your parents.</p>	<p><b>Families 4</b></p> <p>What if there were no rules at home?</p> <p>Give 3 ideas for your answer.</p>
<p><b>Families 5</b></p> <p>Write an acrostic poem using the word:</p> <p>F A M I L Y</p>	<p><b>Families 6</b></p> <p>Work out 5 different things that this picture could tell you about your family.</p> 

<p style="text-align: center;"><b>Families 7</b></p> <p>Dinner time has been cancelled.</p> <p>Give 3 reasons for this.</p>	<p style="text-align: center;"><b>Families 8</b></p> <p>How is the lifestyle of a family of ducks different to your family life?</p> <p>What are some similarities?</p>
<p style="text-align: center;"><b>Families 9</b></p> <p>You have to judge the “Father of the Year” competition.</p> <p>Give 3 rules that you would use.</p>	<p style="text-align: center;"><b>Families 10</b></p> <p>Make up 3 rules that will help families get along well together.</p>
<p style="text-align: center;"><b>Families 11</b></p> <p>Make a model of an activity your family likes doing together.</p> <p>Use straws, boxes and rubber bands.</p>	<p style="text-align: center;"><b>Families 12</b></p> <p>“Primary school children should not have to help at home.”</p> <p>Give 3 bad points for this idea.</p>

# Benjamin

## Biography



The year was 1838. John Hunt, who lived in England, had something big to do for God.

“I know that God has called me go to Fiji,” said John to his wife Hannah. “Will you come with me?”

“It is such a long way from England,” said Hannah, “and the journey by ship will be dangerous. But God will be with us. I know that the Bible tells us to go into every part of the world to tell others about Jesus.”

So John and Hannah sailed from England to Fiji.

They went to live on the island of Viwa, in the Yasawa group of islands. It was the time of cannibals. John and Hannah told people about Jesus and helped the Fijians see that killing people was wrong. Many people became Christians, and John and Hannah made good friends with the people of Viwa.

One day John and his friends were traveling in a canoe along the coast of a large island. They were going to visit a Christian village that was three days’ journey around the coast. It was late afternoon so they were looking for a good place to land and shelter for the night.

Pointing to some houses near the shore, John called to his friends, “Something tells me we should go to that little village over there,”

The men looked at each other, then at John.

“But you know the people living along that part of the coast are enemies of Viwa,” one of the men said. “It isn’t safe for us to land there.”

“Yes, I know that,” he replied, “but I believe God told me that we should go to that village, so we must believe He will protect us and guide us.”



They brought the canoe into shore a little distance from the village and there they found a young boy who was quite sick with leprosy. The Fijians from Viwa spoke with the boy and made friends with him.

“Please take us to your village leader,” they said.

Off they went with the boy to meet the village leader.

“May we stay the night on your shore,” they asked the village leader. “We have a three-day journey ahead of us and we need shelter for the night.”

Then he added, “As we came here we met the young boy who has leprosy. He is very sick, but we could help him. There are medicines we have at Viwa that could help him, if you would allow us to take him back with us.”

The villagers talked among themselves for a few minutes, then their leader said, “Alright, we will allow you to stay on our shore for the night if you will take the sick boy to your island and make him better.”

Now John and his friends knew they were safe, because of the agreement to help the young boy.

When John and his friends brought the sick boy back to Viwa he was given medicine and his sores were cared for. The boy also heard the true stories about God the Creator and His Son, Jesus.

“Please,” he said to John Hunt one day, “I want to have a Christian name because I believe in Jesus Christ.”

“What name would you like to have?” John Hunt asked him.

“I’d like to be Benjamin,” replied the boy. So Benjamin was now his name.

One day the men on Viwa looked out to sea and noticed a war canoe approaching their island.

“I wonder who they are,” said John, “I hope they are coming in peace, not war.”

When the men in the canoe landed they were surprised and pleased to meet a chief of another island and some of his men.

“I have heard that you have good news for our people,” said the chief to John. “I want my people to hear this good news. Would you send a teacher back with us to teach us your good news?”

“I’m sorry,” replied John, “but we have no teachers on the island with us at present. The men we have trained are all out in the villages teaching now. There are none here ready to go with you.”

The visiting chief noticed Benjamin nearby and turned to speak briefly with him. Benjamin had noticed the look of disappointment on his face when John told him there were no teachers available.

Suddenly Benjamin had an idea. He turned to John eagerly.

“Please would you let me go with these men?” he begged. “I only know a little, but I could tell them what I know about God until you have other teachers ready to send.”

John looked at the boy. He could see that the leprosy was not better, but he could also see that Benjamin really wanted to help.

“Alright,” said John.

So the next day they sent Benjamin with the visitors in the big war canoe. It was a three-day trip but Benjamin wasted no time. As the canoe cut through the water, he told the chief all he could remember of the stories of Jesus and God the Creator. But Benjamin was growing weaker all the time, and as they came in sight of their harbour, he died.

But the chief had taken Benjamin’s stories to heart and greatly desired to follow the Christian way.

“I want you to build a place where we can worship God,” he announced to his people. “Then I’ll tell you the stories our friend Benjamin told me about Jesus and His work. One day John Hunt will send us teachers to tell us more, but we can begin with all Benjamin told us.”

And that is the story of how the Christian message came to Nadroga, Fiji.

Adapted from: *Deep Sea Canoe*, Alan R. Tippett, William Carey Library, Pasadena, California.

### **More about John Hunt**

John and Hannah stayed for 10 years in Fiji, from 1838 – 1848.

John worked on the translation of the Bible into Fijian, and finished it in 1847.

John and Hannah had two daughters, Eliza Jane and Hannah. Three other children died of dysentery soon after birth.

John died of dysentery in 1848.

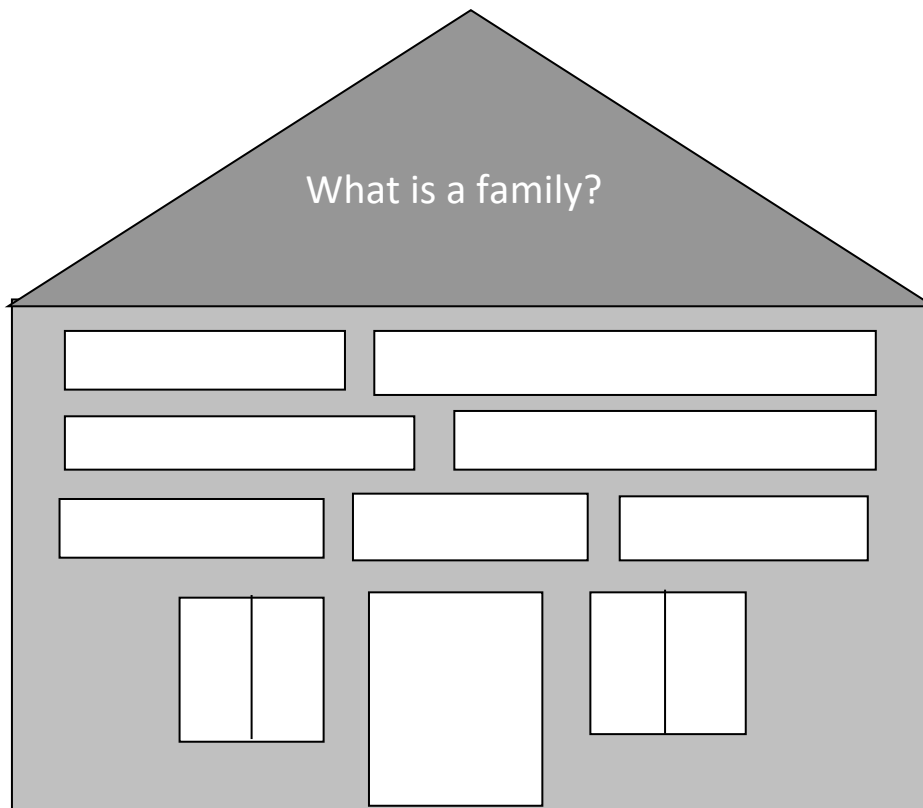
# The Family 1

Lesson content

## God places us in families

Draw the shape of a house. Draw bricks inside of various lengths. In the roof of the house, write: *What is a family*. Inside the bricks on the walls of the house, write all the things that a family could provide. *Examples:*

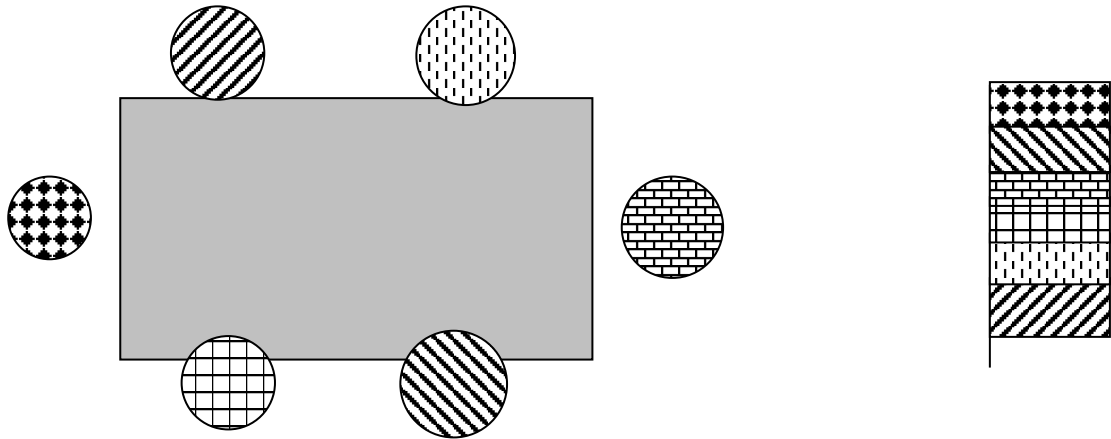
- shelter from storms and heat
- protection from evil
- love
- good memories
- friendship to others
- fun
- good food
- knowing God's ways



## The Family 2

### My family table

On a sheet of paper draw a picture of your family table. Choose a colour for each family member. Your drawing could look something like this:



Colour can remind us of feelings. Yellow may make you feel happy. Red may be for someone who is loud most of the time. Pink may be for kindness. Blue may be for a calm feeling. Green may be for someone who is neat and tidy. Write a sentence for each family member. Write their name and explain why you chose that colour.

EXAMPLE

Mum =

Sister 1 =

Dad =

## **The Family 3**

### **God planned for us to live in families**

1. Why has God planned that we live in a family?

a) Take a sheet of paper and write a sentence about each of these. Think about who provides these things.

- food
- shelter
- love
- care
- protection
- happiness

b) Which of those things provide for the needs of our body?

c) Which things are special to the way we feel?

2. Here are some different types of families:

- old
- young
- families with one parent
- families with one child
- families with many children

a) Which type of family do you live in?

b) Choose one type of family to draw. Write a sentence under your drawing explaining how this type of family is different from your own.

3. Getting on together

a) Write a sentence about why it is important to get on well with the members of your family.

- Think about all the things you do together
- Think about the amount of time you spend together

## The Family 4

### Respect

Here are some important things that every family should have.

**Respect** means treating people as if they are important. It means taking notice of the things they say. Another word for *respect* is *honour*. *Respect* is listening to what God has to say about the way family members treat one another. God has written some rules for families. Here they are:

- Honour you father and your mother. (Exodus 20)

This is one of the 10 commandments. It means that children must listen to what their parents tell them, and obey cheerfully. It also means to be helpful to our parents.

- Children, obey your parents, for this is right.
- Sons, listen to your father's instructions. (Proverbs)
- Be faithful to your husband or wife.

This one is for parents. It is also one of the 10 commandments.

- Love one another. 1 John 7:9

This one is for everyone!

- a) Why is it important for children to respect their parents?
- c) Why do you think it is important for children to obey their parents?
- d) Why do parents sometimes have to discipline their children?
- e) Do parents still love us when they discipline them?
- f) What are some things our parents do to help us obey?

## The Family 5

### Loyalty

Loyalty means 'not choosing the opposite side'. Another word for *loyalty* is *faithfulness*. Faithfulness is one of the fruits of the Spirit.

- a) When did you stick up for someone in your family?
- b) Would you have changed sides if everyone else had been on the opposite side?
- c) Find out about two people in the Bible who were not loyal to Jesus. Write a sentence about each:
  - Matthew 26:14-16
  - John 18:25-27
- d) The Bible says in Malachi 3:6 "*I, the Lord change not.*" Does God still love us when we do wrong? Will God *always* care for us?
- e) How do parents show faithfulness to their children?
- f) How can children be faithful to their parents?
- g) How can you be faithful to your brothers or sisters?



## The Family 6

### Trust

We can *trust* someone who is faithful. We trust them because we know them very well. We have usually known them for a long time. When we trust someone, we feel sure that they will be good to us. We feel sure that they won't do anything bad to us.

- a) Why can children trust their parents?
- b) Why can we trust God?
- c) Write a list of all the people you trust.
- d) Name a baby animal that trusts its mother.
- e) How can we make an animal trust a human?
- f) What would cause an animal to distrust a human?
- g) Draw a picture of an animal that shows trust towards a human.

